buyWays Training

For Requisitioners and Invoice Handlers

August 2014

Benefits of buyWays

1. Confidence of buying on-contract
   - State and Clemson-specific contract pricing within buyWays
   - Search results guide you to right contract suppliers

2. Gained efficiencies
   - When the shopper researches and selects the goods/services they need without having to convey this information via email or paper messages to you
   - When the shopper receives their goods within buyWays
   - Receiving eliminates the need for an "okay to pay signature" on the invoice
   - Electronic invoices eliminates invoice data entry

3. Compliance and Controls
   - Pre-approval and budget checking prevents back-end adjustments
   - Auto-approval limits provides an approved segregation of duties, allowing you and the department chair to balance speed and control
   - buyWays ensure departments comply with approval and audit guidelines without having to train employees on the ins-and-outs of Clemson's procurement policies

Progression of a buyWays transaction

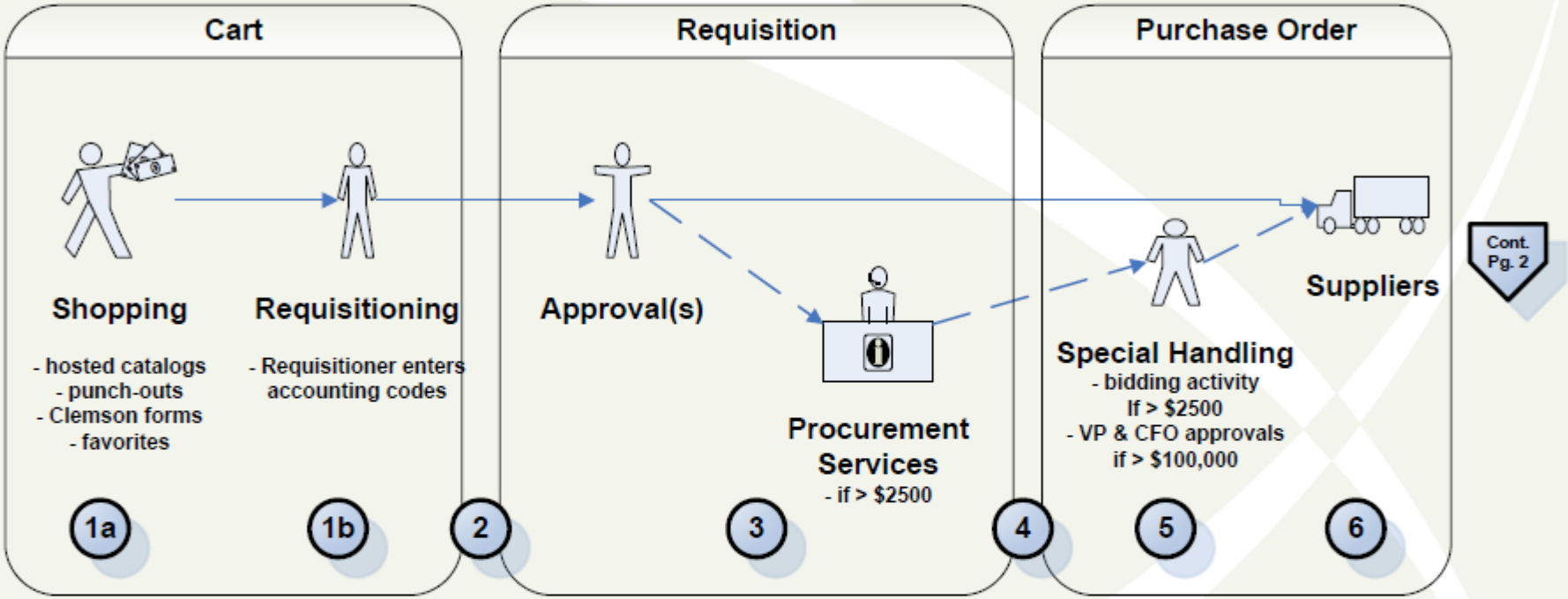

Notations

1a: Shopper selects their goods and/or services
1b: Requisitioner enters the proper accounting codes
2: PeopleSoft validates chartfields and conducts a budget check
3: Approval process is executed based on the requisitions characteristics
4: PeopleSoft conducts budget check for PO's < $2,500
5: Special handling step for PO's requiring bidding or high dollar approvals.
Budget check & encumbrance of funds occurs when special handling is complete
6: PO is automatically sent to the supplier via buyWays
*POs created using the Direct Purchase or Payment Request forms are NOT sent to suppliers

Progression of a buyWays transaction

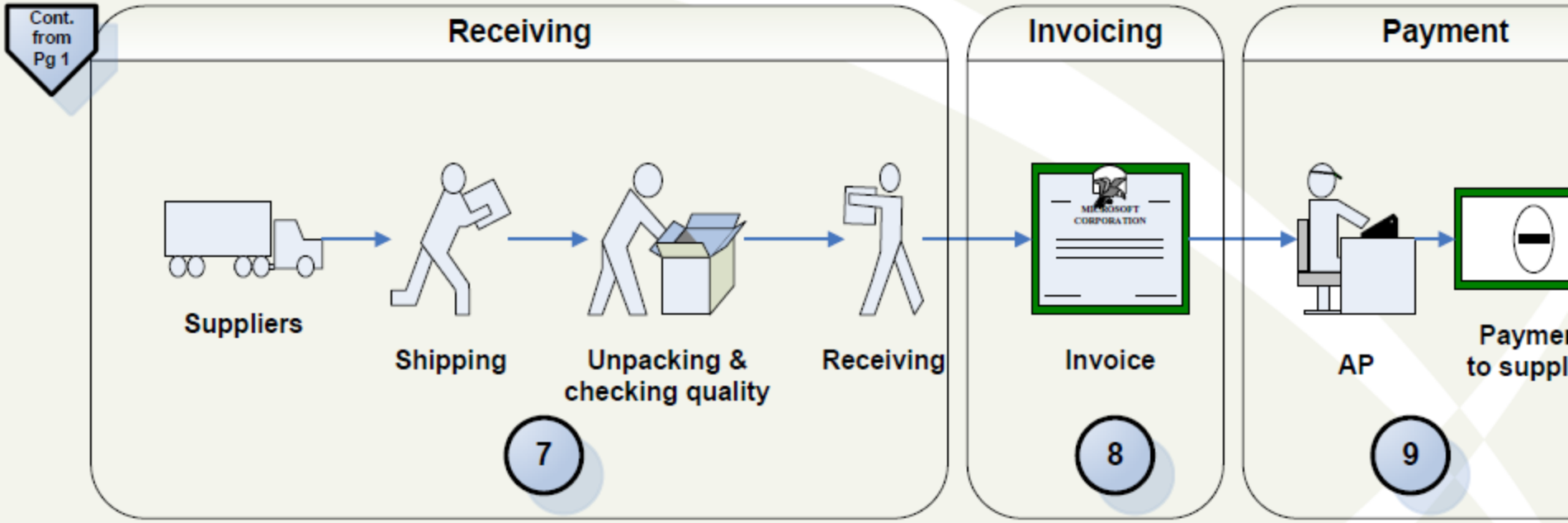

Notations

7: Receiving is required for all buyWays transactions; equivalent to the "okay to pay" signature required toc
Receiving may take place as an "assumed receipt" 5 days from invoice under the Negative Assurance of a
Receipt policy for small dollar orders (<$2500)

8: eInvoices may arrive simultaneously with the package because the supplier's system electronically senc
invoice at the same time they start the shipment of the goods

8: For paper invoices, the invoice is entered into buyWays, to include invoices for Direct Payment forms

9: Payment to the supplier happens only when the PO, receipt and invoice match; CUBS determines the
appropriate supplier payment date

Requisition Approval Workflow Steps

Based on the characteristics of the requisition (amount, type of purchase and form type), the workflow is programmed to obtain appropriate approvals based on the criteria noted below.

Note: The majority of your requisitions will have a limited number of approval steps.

Approval Step	Activated by	Approver
Auto approval	$ limit set by department	Requisitioner (upon submit)
Department	$ limit set by department	Department approver
Project	$ limit set by department	Project approver
Project Coordinator	$ limit set by business office	Grants coordinator
SPAA	If fund 20 & accounting code = 7004, 7005 or 8xxx	Grants and Contracts
Form approvals	Dependent on the form	
Director of Procurement	Sole source, vehicle or trade-in	Mike Nebesky
Purchasing Gatekeeper	> Or = $2500 & and not on contract	Mike Nebesky or Shirley Alexander
Purchasing Agent Review	> Or = $2500 & not on contract that requires bidding	Buyer in Purchasing
Comptroller	Sole Source	Charles Tegen
Notifications	**Do not stop the approval process**	
Hardware/Software	Hardware or software purchase > or = $2500	CCIT
EH&S	Controlled substance, recycled, hazardous, radioactive, rad-minor, select agent, toxin, energy star & green	EH&S
Equipment Inventory	Accounting code = 8xxx and > or = $5000	Property Control

buyWays Overview

- Online Reference Tools available to you and your users
  - Browser Guidelines
  - buyWays Bullets
  - Decision Tree
  - General Navigation Details
  - Icon Descriptions
  - Invoicing Nuances
  - Progression of a Transaction
  - Workflow Approvals
  - Quick Reference Guide
  - Quick Reference For Reporting
  - Supplier Reference
  - User Guide

Accounting Code Set up in Profile

- ❑Users can set up frequently used accounting codes in their profiles to default in their cart.
- ❑Access your name, click on my profile, and under User Information and Settings, choose Custom Field and Accounting Code Defaults, then, Accounting Codes

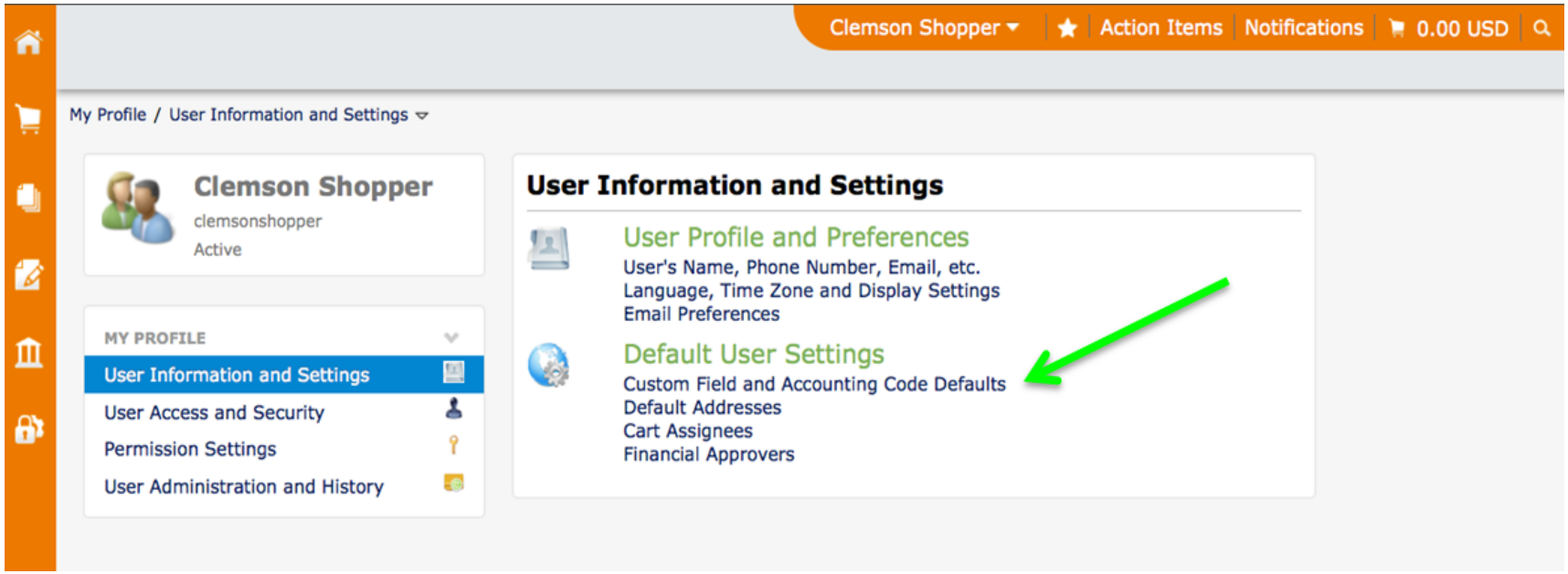

Accounting Code Set up in Profile

- Users can also store combinations of favorite accounting codes in their profiles and access them on the cart.
- Users who buy for different projects and/or split purchases across different codes, can store these frequently used combinations in their profiles and quickly select to use them during checkout.

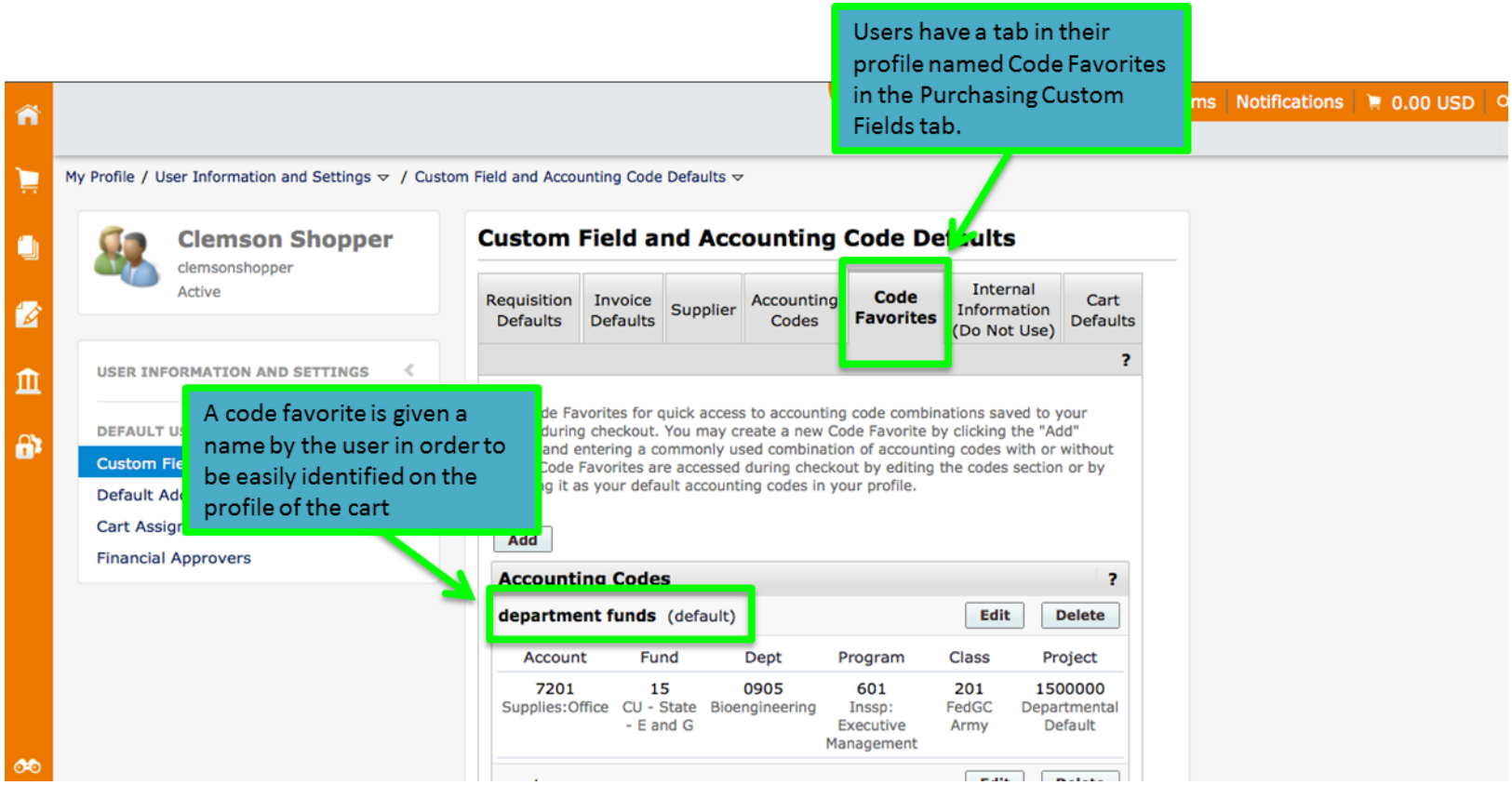

Shopping

- Hosted catalog *
  - Search items by entering known information in the "Shop: All" section
    - Description, SKU, Supplier and/or CAS # in the Shop Bar
    - Notes about searching:
      - The plural of a word (beakers versus beaker) can impact search results; recommend using plurals
      - Search results scan item descriptions and categories; so you may get unexpected results because of the category the item falls within
      - Upon receiving your search results, refinements can be made using the left results section (drill down by supplier, category, packaging UOM)
      - If you are not finding what you need, select "Advanced Search" and check "Similar Items" or utilize the other advanced search features and try your search again
  - Another approach is to start your search by utilizing the "additional searches options" and drill down by Supplier, Category or Contracts
    - Category search allows you to drill down multiple levels to get to the search results you desire

Shopping

❑ Hosted Catalog – other features

- Quick Order feature is available if you know your catalog numbers (SKU); allowing you to skip the searching for items

- Ability to compare prices across several items

- Ability to save frequently purchased items as favorites; allowing you to speed up your purchasing in the future

- Notes:
  - Our punch-out suppliers have provided us with product/category descriptions, so their punch-out will appear in the search results and guide you to their site when they provide the searched item

  - For contracted items that are not hosted catalog items or punch-outs, buyWays will provide a Contract Vendor Form with the contracted supplier information and contract number filled in for your convenience

  - If you did not find your item, it is possible that Clemson may not have a contract for these goods/services. Feel free to click the link on the left side of the home page labeled "Can't find what I am searching for" and Procurement will assist you.

Shopping - Favorites

❑Favorites *

- Expedites shopping for frequently purchased items from electronic catalogs or Clemson Forms

  - Shared Folders are typically set up at a department or college level and the users must be granted administration rights to set up shared folders
    - Contact cubuyways@clemson.edu if you are unable to set up shared folders within your college

  - Personal Folders are for you to establish your frequently purchased items

Shopping

❑Punch-out *

- Special Quotes
  - Most punch-outs allow you to pull up a special quote prepared by a sales rep so it can be brought back into your buyWays cart without re-entering the items (Examples: Fisher, VWR, Dell, CDW-G, and Young Office)
- Availability
  - Most punch-outs will provide you with the product's availability in your shopping cart
- Favorites
  - Most punch-outs allow you to save frequently purchased items on their site
- Order status
  - Most punch-outs provide you the ability to view your order status (back orders, etc.)

Shopping – Clemson Forms

- Clemson Forms are custom order forms for buyWays suppliers with unique shopping requirements that would not fit the catalog or punch-out approach
  - Carpet/Flooring Installation Form - Use this form to order carpet under the Clemson carpet contract
  - Car Rental Payment Form - Complete this form for invoices to be paid to Enterprise Leasing Co Southeast
  - Delete/Hold Invoice Form - Use this form to notify Procurement to cancel or hold an invoice
  - Direct Purchase Form - Complete this form for any recurring or ongoing **payments** for which a previous PO has not been completed. Amount of PO **WILL BE** encumbered (PO does not route to supplier)
  - Name Badge Form - Complete this form to place a name badge order
  - Non-catalog Purchase Form -- Use this form to add products/services to your cart that are not available through a punch out supplier or from a hosted catalog supplier
  - Payment Request Form - Complete this form for any ONE TIME payment for which a previous PO has not been completed. The amount of this PO **WILL NOT** be encumbered
  - PO Change Request Form -- Use this form to notify Procurement Services of needed PO changes or to close a PO (not for chartfield changes)
  - Procurement Certification Form -- Use this form to place Exemption 44 (Grant Specified Procurement) orders
  - Ricoh MFD Request Form – Use this form to order leasing imaging equipment through Ricoh
  - Ricoh Printer and Toner Form – Use this form to purchase printers or toner through Ricoh
  - Sole Source Form -- Use this for to request a sole source procurement
  - Trade-In Form -- Use this form when requesting a purchase where a vendor will be giving Clemson credit for an item we will give them as a trade-in
  - Vehicle Purchase Form -- This form should be used to request the purchase of a new vehicle

Shopping – Clemson Forms

- ❑Bolded items are required fields – all other fields are optional
- ❑Available Actions for all Clemson Forms *
  - Add and go to cart - allows you to add the item and takess you to the cart
  - Add to cart and return - allows you to add multiple line items to the cart (adds first line, and clears the fields so you can enter the next line item)
  - Add to Cart – allows you to add multiple items and preserves the data just entered so that you can modify this record for your next entry into the cart
  - Add to Draft Cart or Pending PR/PO – allows you to add to an existing draft cart that has not yet been submitted
  - Add to Favorites – allows you to save a frequently purchased item with this form for quick shopping in the future

Clemson Forms

- Non-catalog Item versus Non-catalog Form *
  - Non-catalog Item
    - Useful for entering known items into your cart when there is no need for adding a detailed explanation
  - Non-catalog Form
    - Best for anything greater than $2500 because the form allows for a detailed explanation to be added to the requisition to assist with the bidding process
  - *Note: If you do not know the right supplier to purchase your item from, select "Supplier Unknown" and Procurement Services will assist you*
- Useful approach for utilities, temporary help, etc. *
  - Create a Clemson Non-catalog Form (if the supplier needs a PO), or if only making a payment monthly, use the Direct Purchase Form, and enter the total amount for the year
  - This allows you to do partial **cost receipts** and partial invoices for the varying amounts each month
  - This speeds up the payment because the invoice will flow through the required invoice matching process without hitting a tolerance exception
  - Allows departments to get approval for the entire fiscal year and to encumber yearly amounts for recurring monthly payments without having to process a form monthly

Clemson Forms

- Procurement Certification (SPAA 44)
  - Include the portion of the grant document that pertains to this purchase on the "internal attachments" link of the form
  - If you have the same payment over a period time,
    - For instance, 12 payments of $1200 over the year
      - Enter Quantity=12 and Unit Price=$1200
    - Receive and invoice a Quantity of 1 for $1200 each month
    - This minimizes the need to do a separate Procurement Certification form each month
- PO Change Request *
  - Form notifies Procurement Services that an action needs to be taken
    - <u>Close a PO</u>
      - Payments may have been made and there will be no more activity against the PO moving forward
        - Relieves the remaining encumbrance
    - <u>Cancel a line</u>
      - Item was not shipped and will not be shipped
    - <u>Cancel a PO</u>
      - PO is no longer needed
    - **NOTE: If a chartfield correction is needed, the following options are required**
      - Cancel the PO and reissue a new one OR
      - Do a journal entry

Edit the Cart

Clemson Shopper | Action Items | Notifications | 27.77 USD

Shop / My Carts and Orders / Open My Active Shopping Cart / Cart - Draft Requisition

Continue Shopping

1 Item(s) for a total of **27.77** USD

Shopping Cart for Clemson Shopper

Proceed to Checkout or Assign Cart to Requisitioner

Add Non-Catalog Item | Save

Cart Name: 2013-02-22 clemsonshoppe
Description:
Priority: Normal
Delivery County: PICKENS

Supplier / Line Item Details

SHOW LINE DETAILS

For selected line items: Add To Favorites | Go

Carolina Biological Supply Co. more info...
Free Shipping over 0.00 USD
Add non-catalog item for this supplier...

Contract Number: 4400006648 more info...
PO Number: To Be Assigned

	Product Description		Catalog No	Size / Packaging	Unit Price	Quantity	Ext. Price
1	High-Volume Air Sampler Replacement Filter Disks	more info...	653057	EA	25.95	1 EA	25.95 USD
					Contract: 4400006648 more info...		
					Select price or contract...		
					Supplier subtotal		**25.95USD**

Shipping, Handling, and Tax charges must be entered by the Requisitioner. The values entered here will be budget checked and workflow routed accordingly. Values will also be given to vendor on PO.

Subtotal	**25.95**
Sales Tax	1.82
Use Tax	0.00
Shipping	0.00
Handling	0.00
Total	**27.77 USD**

Save

Proceed to Checkout or Assign Cart to Requisitioner

view cart history

- Option to modify the cart name to something more descriptive
- Option to enter a description (i.e., noting the grant/project or lab)
- Click the Proceed to Checkout to review your cart or Assign Cart to Requisitioner

Cart Review

Guided Checkout - This guide will ensure that you have completed the required fields before assigning your cart. You can click on any of the guide boxes to review or modify the default information. Most users have preset default information that was provided by their department. The default information can be modified here or can by modified in your profile at anytime. Click on the **my profile** link next to your name in the upper left corner of buyWays to update your profile before your next purchase.

Shop / My Carts and Orders / Open My Active Shopping Cart / Summary - Draft Requisition

General | Shipping | Billing | Accounting Codes | Internal Notes and Attachments | External Notes and Attachments | Final Review

Submit Req for Approvals
or
Assign Cart to Requisitioner

Return to shopping cart Continue Shopping

All done! The required information has been completed and this request is ready to be submitted.

Once you have reviewed the details, you may continue by clicking the Submit Req for Approvals or Assign Cart to Requisitioner button.

Requisition | Req Approvals (VIEW ONLY) | PO Preview | Comments | Attachments | History

Summary | Shipping | Billing | Accounting Codes | Supplier Info | Taxes/S&H

Hide header Hide value descriptions

General

Cart Name	2013-02-22 clemsonshopper 01	edit
Description	no value	
Priority	Normal	
Requisitioner	Clemson Shopper	
Contact Phone Number	+1 (864) 656-3311	

Shipping

Ship To edit
Attn: Clemson Shopper
Fl/Rm/Ste: 201
FOOD SAFETY & NUTRITION
120 MCGINTY CT
BARRE HALL
CLEMSON, SC 29634-0107
United States

Billing

Bill To edit
Attn: Laurie Pearson
Fl/Rm/Ste:
CCIT
Brackett Hall
321 Calhoun Dr
Clemson, SC 29634
United States

Delivery Options edit

Requested Delivery Date	no value
Delivery County	PICKENS PICKENS

View/edit by line item...

Billing Options edit

Accounting Date	no value

View/edit by line item...

The bill to and ship to information *should* default for you, if it does not default, click the edit button to select the appropriate Bill To and Ship To address – see more info on next slide slide

Shopping – General Information

- Bill To and Ship To addresses
  - Are set up for most users by default
  - If this information does not default for you, click the edit button to select the appropriate Bill To and Ship To address
    - Search by your four digit department # OR
    - Type in your building name in the description box to select
  - "Fl/Rm/Ste" line
    - Only the room number should go in this field
    - Do not type in building name
    - Supplier interfaces have limitations that we must accommodate and our guidance will ensure you get your item successfully
- Internal notes
  - Only viewed by Clemson buyWays users
  - Useful for conveying what grant/project, lab or purchase justification
- External notes
  - Use sparingly or not at all
  - Most supplier's systems automatically place the PO with an external note into their exception queue which is then reviewed, entered and placed into fulfillment manually which slows down the fulfillment of your order
  - So placing "urgent" into this field does the exact opposite- it slows it down

Requisition Activities

- Accounting codes
  - Approaches *
    - Selecting from user profile
    - Selecting from CU list of accounting codes
    - Selecting from User Favorites
    - Just typing it in
  - Splits at the header or line level *
    - by amount of price
    - by amount of quantity
    - % of price
    - % of quantity

Requisition Activities

- Tax
  - Default is 7% for all requisitions
  - If items are being delivered to a county that is not 7%
    - Override the tax % to the appropriate %
  - If items are non-taxable, do not override the tax to 0%. Uncheck the taxable box instead
  - Clarification: Labor and materials are both taxable items
- Shipping and handling
  - Contracts typically include shipping and handling, so you should not be including shipping and handling on contract purchases
  - All non-contract purchases – the shopper should be requesting this info from the supplier
    - If doing an estimate, go high with the S&H estimate so you do not have to do a new order
    - We recommend that you ask for this information when you are talking to the vendor, prior to initiating the order

Verify requisition and submit for approval

- No need to print requisition – paperless transaction supported by internal audit, sponsored programs and records retention policy

Requisition Approvals

Clemson Shopper | Action Items | Notifications | 27.77 USD

Shop / My Carts and Orders / Open My Active Shopping Cart / Summary - Draft Requisition

General | Shipping | Billing | Accounting Codes | Internal Notes and Attachments | External Notes and Attachments | Final Review

Submit Req for Approvals
or
Assign Cart to Requisitioner

Return to shopping cart | Continue Shopping

All done! The required information has been completed and this request is ready to be submitted.

Once you have reviewed the details, you may continue by clicking the Submit Req for Approvals or Assign Cart to Requisitioner button.

Requisition | Req Approvals (VIEW ONLY) | PO Preview | Comments | Attachments | History

Summary | Shipping | Billing | Accounting Codes | Supplier Info | Taxes/S&H

Hide header | Hide value descriptions

General

Cart Name	2013-02-22 clemsonshopper 01	edit
Description	no value	
Priority	Normal	
Requisitioner	Clemson Shopper	
Contact Phone Number	+1 (864) 656-3311	

Shipping

Ship To edit

Attn: Clemson Shopper
Fl/Rm/Ste: 201
FOOD SAFETY & NUTRITION
120 MCGINTY CT
BARRE HALL
CLEMSON, SC 29634-0107
United States

Delivery Options edit

Requested Delivery no value

Billing

Bill To edit

Attn: Laurie Pearson
Fl/Rm/Ste:
CCIT
Brackett Hall
321 Calhoun Dr
Clemson, SC 29634
United States

Billing Options edit

Accounting Date no value

Submit cart or Assign cart

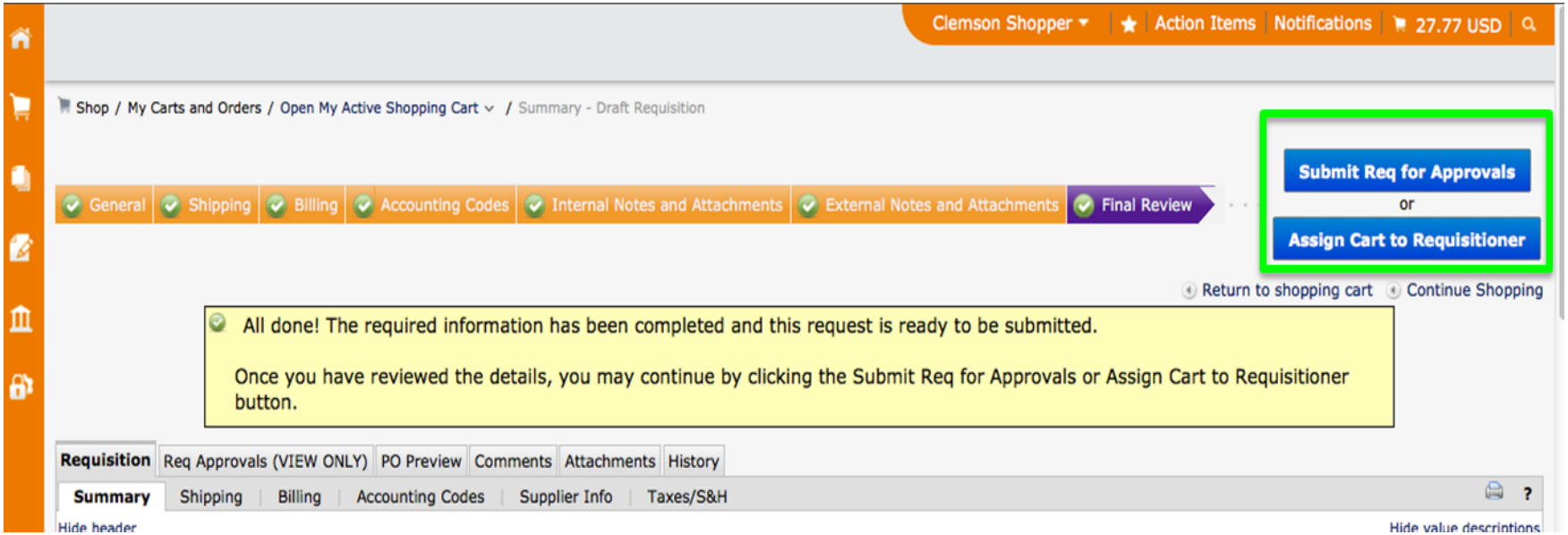

- ❑ Ability to **Submit requisition for approval** or to **Assign cart to another requisitioner**
- ❑ Approvals
  - Requisitioners cannot be approvers – based on the separation of duties policy
  - Auto approval levels set by the department chair - If requisition amount is within the auto approval level, the requisition will be approved upon "Submit Req for Approvals"
- ❑No need to print PO – paperless transaction support by internal audit, sponsored programs and records retention policy

Receiving

Receiving is required for all buyWays transactions >$2500; equivalent to the "okay to pay" signature required today. For transactions <$2500, receiving will take place as an "assumed receipt" 5 days from invoicing (manual or e-invoice) in accordance with the Negative Assurance of a Receipt policy.

Receiving

- A receipt is required for all buyWays transactions greater than $2500
- To complete a receipt do the following steps:
  - Access your PO by using the quick search for in the upper right section of buyWays
  - Choose **create quantity receipt** or **create cost receipt** from the drop down menu
  - Enter a packing slip # - if there is not a packing slip, simply enter in "none"
  - Enter the date that items were received
  - Receiving items
    - Ensure the quantities reflect what was received
  - Click the **Complete** button near the top of the page
- Partial receipts
  - Only receive the lines that were delivered
  - Remove all lines that have not been delivered, and they will appear on the next receipt
- Returns – notify the supplier immediately when a return/exchange is necessary
  - Click on the Receive and Return link under the actions heading and enter the number of items received and the number of items being returned then select the **Complete** button
- Helpful tips
  - You should not scan the packing slip - It is not needed by internal audit nor for the records retention policy
  - Delivery section is not required – do not take the time to fill this in since it is not currently being used

Invoicing

Invoicing is necessary for payment to be made to the supplier. Invoicing can be electronic or manual. It is imperative to review the PO Summary tab ***before*** creating an invoice for a PO

Invoicing

- **Paper invoices –** defined as an original non-electronic, paper invoice for payment of goods or services
  - To Create an invoice complete the following steps:
    - Review PO Summary tab **before** creating an invoice
    - Select **Create Invoice** from the **Available Actions** menu at the top right of the PO
    - Enter the **Supplier Invoice Number** and **Invoice Date**
    - Review the taxes, shipping, line amounts and total
    - Click **Save**
    - Click **Review**
    - Scan and attach the invoice in the **Internal Attachments** section
    - Click **Complete –** by clicking complete, you are submitting the invoice for payment. Failure to click the complete button, and only saving the invoice, will create a draft invoice only. Draft invoices can be submitted or deleted later.

Invoicing

- Partial invoices *
  - Invoice only the lines that are on the invoice
  - Remove any lines that are not on the invoice
  - Tax needs to be recalculated based on the partial invoice – header only
  - Shipping needs to be adjusted based on the partial invoice – header only
  - Accounting codes cannot be changed at this stage of the process
    - Modify the amounts on the **accounting codes tab** when partial payments are being made. Especially when there are accounting code splits at the header or line level.
- Delete/Hold Invoice Form
  - Complete and submit the Delete Invoice Form when:
    - a mistake has been made on a completed invoice.
    - a duplicate invoice has been created
  - Deletes can be avoided by reviewing the Invoice tab on the PO prior to creating an invoice

Invoicing

- Invoice status
  - In process – completion of the invoice
  - Payable – matched but not paid
  - Paid * (Example: Invoice 1077815)
    - Interface will bring back the check information
    - Internal audit will have what they need from , there is no longer a need for you to inquiry and record this information for your records
  - Canceled

- Payment Information – can be viewed by opening the invoice
  - The check or electronic payment information will be populated on the invoice after the payment process has completed. Allow 24 hours for this information to be populated.

Invoicing

- Electronic invoicing "e-Invoice"
  - No invoice entry is required
  - Review the PO Summary tab to eliminate duplications when an e-Invoice has already been created

  e-Invoicing suppliers are identified with these icons

  - E-invoicing supplier for all orders in buyWays
  - E-invoicing for punchout and hosted catalog orders only
- Review Invoicing Nuances on the home shopping page of buyWays for e-Invoice suppliers *
  - buyWays Bullets will notify you of additions to this listing
  - Although a supplier sends e-invoices, a receipt is required for all orders over $2500

History/Search

Information, History and Exports

- Tracking your requisition or PO
  - Orders & Documents, Document Search, Search Documents– simple search or advanced search
  - My requisitions
  - My purchase orders
  - My Invoices
- Reporting/inquiries on your history
  - Orders & Documents, Document Search, Search Documents
    - All Records
    - PO history
    - Requisition history
    - Receipt history
    - Invoice history
  - Missing receipts report
    - Required report for monitoring this important activity
  - Missing invoices report
    - Required report for monitoring this important activity
  - Report on open PO's
    - FY end report
  - Exports
- Refer to the **Quick Reference Guide for Reporting** available in the training section of the buyWays Information Portal: http://www.clemson.edu/cfo/procurement/buyWays/training.html

Where Do I Find Help?

- Refer to the **Record Search – Live Demo and the Quick Reference Guide, along with many other training guides** available on the home shopping page of buyWays under Training and buyWays User Guides:

http://www.clemson.edu/cfo/procurement/buyWays/training.html

buyWays Support and Reference Materials

- buyWays online information located:
  - http://www.clemson.edu/cfo/procurement/buyWays/index.html
- buyWays support:
  - Email: cubuyways@clemson.edu
  - Phone calls: buyWays help desk @ 656-5581