

Welcome to Nursing 3120 – Foundations of Nursing

Fall 2019

School of Nursing
College of Behavioral, Social and Health Sciences
Clemson University

Lecture: Thursdays 9:00 am – 10:40 am

Credits: 4 (2, 6)

Placement in Curriculum: Junior Year, First Semester

Prerequisite Courses: All required non-nursing courses & electives

Course Objectives:

Upon successful completion of this course, the student will be able to:

1. Discuss human needs as a basis for therapeutic nursing interventions.
2. Apply communication techniques utilizing interpersonal processes in selected clinical settings.
3. Discuss legal and ethical implications of providing therapeutic nursing interventions.
4. Function within the legal and ethical framework of professional nursing.
5. Demonstrate competence in implementing selected nursing interventions.
6. Utilize principles of teaching and learning while providing care.
7. Compare the steps of the scientific method with those of the nursing process.
8. Utilize the decision-making process in selected clinical settings.
9. Begin to utilize critical thinking skills in selecting and revising nursing interventions.
10. Evaluate self in implementing nursing interventions.
11. Demonstrate proficiency in calculating medication dosages and infusion rates for clients throughout the lifespan.



Terri A. Teramano

MSN, RN, CNE, CMSRN, CDP

Email: tabercr@clemson.edu

Cell: 864.616.8466

Office: CU Nursing building 263

Office Hours: by appointment

Emails received during the week will be answered within 48 hours and on weekends will be answered by the following Tuesday.

Please apply the rule of 3 before emailing questions –

- 1) check the syllabus/course calendar
- 2) check the course text/lab manual
- 3) phone a friend


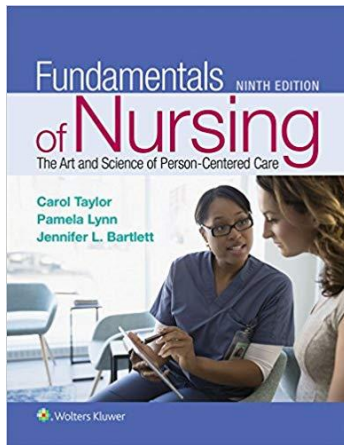
Nursing 3120 - Catalog Description

Focuses on therapeutic nursing interventions, including selected psychomotor skills, communication skills, and teaching/learning.

Course Calendar

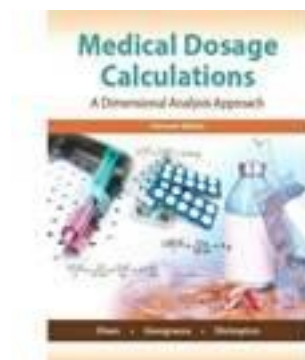
WEEK	DATE	LECTURE TOPIC	Text Book Reference
	Aug 22	Class Orientation Intro to Nursing Process HIPPA	
1	Aug 29	Caring & Communication ****e-learning day – NO in-person class***	Chapter 8
2	Sept 5	Infection Control	Chapter 24
3	Sept 12	Hygiene Postmortem care	Chapter 31 & 43
4	Sept 19	TEST 1	
5	Sept 26	Medication Administration	Chapter 29
6	Oct 3	MATH TEST Labs & Therapeutic Diets Clinical Prep Discussion	Chapter 36 Assigned Readings
7	Oct 10	Nursing Process	Chapter 14, 15, 16, 17, & 18
8	Oct 17	Documentation	Chapter 19
9	Oct 24	TEST 2	
10	Oct 31	Immobility	Chapter 33
11	Nov 7	Urinary	Chapter 37
12	Nov 14	Bowel Oxygen Therapy	Chapter 38 Chapter 39
13	Nov 21	TEST 3	
14	Nov 28	Thanksgiving Break	
15	Dec 5	Legal & Ethical Issues Final Exam Review	Chapter 6 & 7
16	Dec 11	FINAL EXAM (comprehensive) 8 AM	

Required Texts:



- Coursepoint + Taylor Fundamentals of Nursing 9e – 9781975101510 (includes ebook, 5,000 PrepU NCLEX adaptive Fund questions , 10 - vSim Fund, Lippincott advisor, Stedman Med Dictionary and resources).
- Coursepoint Lynn Skills 5e – 9781975102432 (includes ebook, resources, check off, 19 video modules, and quizzing).
- Taylor Fundamentals of Nursing 9e textbook Print only – 9781496362179
- Lynn Skills 5e textbook Print only – 9781496384881
- EHR Tutor: should have been purchased in Health Assessment

Recommended Texts:



- Olsen, J., Giangrasso, A., Shrimpton, D. (2016) *Medical Dosage Calculations: A Dimensional Analysis Approach* (11th ed.) Saddlebrook, NJ: Prentice Hall

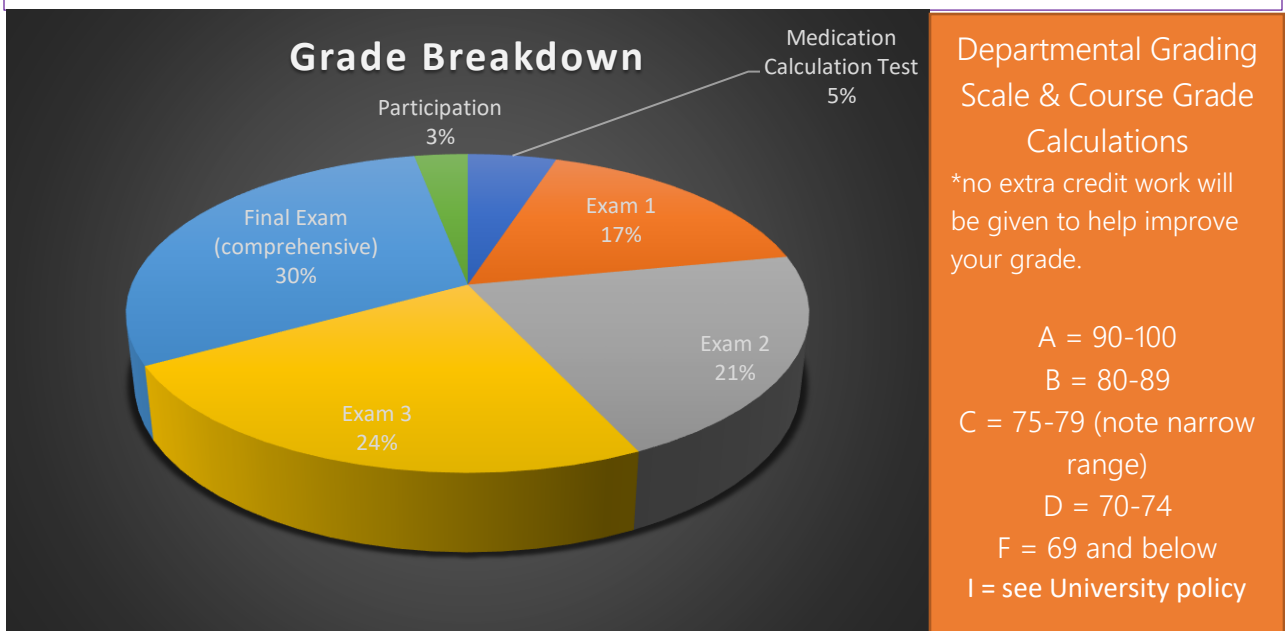
The Course Calendar, policies, procedures, and assignments in this course are subject to change in the event of extenuating circumstances, by mutual agreement, and/or to ensure better student learning.

Teaching and Learning Strategies

- Lecture/discussion
- Small and large group in class critical thinking activities
- Textbook readings
- 3 Examinations
- 1 Final Comprehensive Exam
- Audiovisuals
- Instruction, practice, and demonstration in the laboratory setting
- Supervision and instruction in the clinical practice setting
- Clinical written requirements (data sheets, physical assessment notes, medication profiles, care plans)

Evaluation Requirements:

The final course grade consists of a letter grade which incorporates a grade of Pass or Fail for the laboratory/clinical portion and a numerical grade for lecture. A passing course grade requires a "Pass" in the laboratory/clinical portion of the course and a minimum numerical grade of 75 in the lecture portion of the course. (See the Laboratory/Clinical syllabus for requirements for a passing grade in the laboratory/clinical.) A passing grade for the lecture is the weighted average of the medication calculation test, three unit examinations, participation, and cumulative final examination. Below is the formula for calculating the final numerical grade for the course:



All required assignments must be turned in for course completion; however, students must achieve a test average of 75 before points for any other required assignments are awarded. If the test average is below 75, the student will receive the test grade average as the final course grade. Non-test grades cannot be used to bring the final course grade up to 75.

Rounding up: The School of Nursing requires that students achieve a minimum grade of 75 before any grade can be "rounded up". For example, 74.9 does not round up to 75. Final course grades will be calculated to the 00.00 place. Students who pass the course will have final grades rounded up, so an 89.50 would round up to a 90 (an 89.49 does not round to an 89.5 as this would constitute double-rounding).

Testing

Exams will be administered at the beginning of class. Each exam will contain 50-70 questions. You will receive the results of the exam by the next class period.

Students who are unable to take the exam at the assigned time should notify the faculty at least three (3) hours before the exam via e-mail. Failure to notify will constitute an unexcused exam absence.

Students missing an exam due to illness must have documentation of a health care provider visit receipt. Students who miss an exam due to an unexcused absence will not be permitted to take a make-up exam and will receive a grade of zero (0) for that exam.

Students arriving late for an exam (doors are closed and exam is out) will be considered as an unexcused absence and will receive a zero (0) for that exam. The decision to give a make-up exam rests solely with the faculty. Make-up exams for excused absences with prior notification will be administered at a mutually agreed upon time during the semester and may consist of an alternative format covering the assigned content.

Quizzes/In-Class work

Quizzes or in-class work may be given during class periods. It will be based on the reading assignment for that day and/or previous lecture material. No make-up work will be given in case of absence. These assignments will contribute to the participation grade of the course.

Academic Integrity

"As members of the Clemson University community, we have inherited Thomas Green Clemson's vision of this institution as a 'high seminary of learning.'" Fundamental to this vision is a mutual commitment to truthfulness, honor and responsibility, without which we cannot earn the trust and respect of others. Furthermore, we recognize that academic dishonesty detracts from the value of a Clemson degree. Therefore, we will not tolerate lying, cheating, or stealing in any form."



Total Testing Program/Supplemental Testing (KAPLAN)

*** All required KAPLAN testing must be done in a proctored environment. Any tests taken outside the proctored environment will be nullified. Further, any attempt to circumvent this requirement by taking required tests outside the proctored environment is considered a breach of Academic Integrity and will be referred to the Academic Integrity office for a hearing.***

Students must pass all required supplemental tests in order to complete a course. Failure to pass the supplemental tests by the end of the semester will result in an "I" (incomplete) for that course. To progress to the next semester, all re-testing must be successfully completed within 3 weeks after the end of the course. Students must make individual arrangements to re-test.

There are two (2) Focused Review Tests for Fundamentals on the Kaplan testing site. You are required to take both tests, achieving a score of 75 or better, by midnight the night before the scheduled Kaplan Integrated Fundamentals Test. Failure to complete the Focused Review Tests by midnight will result in the student's inability to take the Integrated Fundamentals Test. You may take these tests as many times as necessary to achieve the minimum of 75 on each test. It is strongly recommended that you review the question content for the items you missed or were not familiar with in order to improve your success on the Integrated Fundamentals Test.

Testing Procedures

1. Tests will be administered in Canvas in a proctored environment.
2. Students will be required to have a lock-down browser in place for testing.
3. Questions and answers will be randomly-assigned during testing, but you are encouraged to space your seating as the classroom permits.
4. If a student leaves the room during the exam (i.e. restroom break), the student must submit his or her exam and take a make-up exam at the end of the semester. Please use the restroom prior to starting the exam.
5. All book bags, notes, sweaters, hats, coats, drinks, water bottles, cell phones must be placed at the front of the room during the exam.
6. Hats are not permitted during the exam.
7. CELL PHONES MUST BE OFF (not just on vibrate). If you must have the phone on for emergency purposes, please leave your phone with the instructor proctoring the exam.
8. All long sleeves are to be pushed up above the elbows during testing.
9. No questions are allowed during the exam (questions are not permitted during NCLEX either).
10. Students arriving late for an exam (after the doors are closed and after the exam has been distributed) will be considered as an unexcused absence and will receive a zero (0) for that exam.
11. Students who will be absent on exam days must contact the instructor ahead of time. Failure to do so will result in a grade of zero (0) for the test. For any student missing a regularly scheduled test, there will be make-up test session at the end of the semester.
12. The hall outside the classroom is very noisy and the sounds echo in the classroom. After completing an exam, all students are expected to respect their peers still testing by avoiding noise in the hall.

Attendance Policy

Class attendance will be monitored at varying times during class meetings. Nursing classes progress at a rapid pace; therefore, students are expected to attend all classes, labs, and clinicals. If any absences are due to University functions, these are to be arranged in advance. There will be no make-up times for missed in-class work or quizzes. In the event of class absence, the student must contact the instructor by email prior to the absence. Failure to notify instructor will result in the absence being unexcused. Tardiness of more than 15 minutes will be recorded as an absence for that class.

Anticipated Absences

Students who must miss class or clinical due to official functions must contact all affected lead teachers and clinical faculty in writing with official notification from the sponsoring department, including anticipated dates of the absences, within 1 week of the beginning of the semester. For each anticipated absence, the student must make an appointment, at least 2 weeks before the absence, with all affected faculty members to determine how best to make up any missed content. Failure to do so will result in absences being unexcused.



Professor Delay

In unusual circumstances, the professor may be delayed. In keeping with Clemson University policy, students are expected to wait 15 minutes after the scheduled start of class before departing.

Inclement Weather:

In the event that class is cancelled due to hazardous weather, every effort will be made to re-schedule missed content or hours at an agreeable date.

Accessibility Statement:

Clemson University values the diversity of our student body as a strength and a critical component of our dynamic community. Students with disabilities or temporary injuries/conditions may require accommodations due to barriers in the structure of facilities, course design, technology used for curricular purposes, or other campus resources. Students who experience a barrier to full access to this class should let the professor know, and make an appointment to meet with a staff member in Student Accessibility Services as soon as possible. You can make an appointment by calling 864-656-6848, by emailing studentaccess@lists.clemson.edu, or by visiting Suite 239 in the Academic Success Center building. Students who receive Academic Access Letters are strongly encouraged to request, obtain and present these to their professors as early in the semester as possible so that accommodations can be made in a timely manner. It is the student's responsibility to follow this process each semester. Please be aware that accommodations are not retroactive and new Academic Access Letters must be presented each semester. Any accommodation for testing must be requested at least two weeks before the exam.

Clemson University Title IX:

Clemson University is committed to a policy of equal opportunity for all persons and does not discriminate on the basis of race, color, religion, sex, sexual orientation, gender, pregnancy, national origin, age, disability, veteran's status, genetic information or protected activity in employment, educational programs and activities, admissions and financial aid. This includes a prohibition against sexual harassment and sexual violence as mandated by Title IX of the Education Amendments of 1972. This policy is located at <http://www.clemson.edu/campus-life/campus-services/access/title-ix/>. Mr. Jerry Knighton is the Clemson University Title IX Coordinator. He also is the Director of Access and Equity. His office is located at 110 Holtzendorff Hall, 864.656.3184 (voice) or 864.656.0899 (TDD).

Laptop Policy

Students may use laptops in class, as needed. At no time are laptops to be used for activities not related to this class. Adherence to this request is an indication of maturity, respect and commitment to nursing. Students using laptops for activities other than those related to class will be asked to close their laptop, receive a written reprimand from the Code of Conduct, and may no longer use their laptop in class.

Taping/Recording of Lecture

Students are not allowed to record any portion of lecture. Recording of any type without permission of the faculty will result in course failure and can be reported to law enforcement. Under South Carolina Law 17-30-20, the following acts are considered felonies and are punishable by multiple years of incarceration: intentional interception of oral, written or electronic communication; intentional disclosure of the contents of illegally-obtained communication; or attempting to use the information contained within an illegally-obtained recording.

Communicating with Faculty by Email (Netiquette for Nursing Students)

1. Be Friendly, Positive and Self- Reflective
 - Think before you write. Do not respond when you are angry. If you believe critique is necessary, be sure that it is constructive. Reread what you have written to be sure it is positive.
2. Use Proper Titles and Language
 - Use appropriate titles for recipients. Do not use slang or profane words. Do not use caps lock when typing as this can imply shouting.
3. Use Effective Communication
 - Again, think before you write. Reread before you send. Be sure that what you have written is clear, concise, and respectful.
4. Professionalism
 - Avoid using characters like smiley faces and instant message abbreviations. Remember to say please and thank you.
5. Ask for Clarification
 - If you are unsure of the meaning of a communication, then ask for more information.

Adapted from Top Five Rules of Netiquette in an Online Course by Laurie Patsalides at <http://www.brighthub.com/education/online-learning/articles/26946.aspx>

Policies Governing Student Behavior

The School of Nursing enforces two sets of guidelines governing student behaviors when students are functioning in the role of student nurse. The first is the Code of Conduct which addresses general expectations for conduct in the classroom and clinical settings. The second is the Standards of Professional Practice, which more specifically addresses responsibility and accountability for students in the provision of nursing care.

Code of Conduct

Students of Clemson University School of Nursing are expected to demonstrate professional conduct in both the clinical and classroom settings. Students will demonstrate professional conduct by:

- Attending all class and clinical sessions. Orientation is considered clinical.
- Being prepared for and attentive during class and clinical.
- Arriving and leaving on time for class and clinical.
- Refraining from holding private conversations during class.
- Maintaining respectful, constructive verbal and non-verbal interactions with faculty, peers, and clinical agency personnel.
- Turning off cell phones during class and clinical. Students are not allowed to have cell phones on during class except with faculty permission during a family emergency, and then it must be on vibrate. Students are not allowed to have cell phones on during clinical. Any cell phone use during clinical, except for during approved breaks, is considered patient abandonment and will result in a U for the day.
- Turning off laptops and other electronic devices except for use in class-related activities.
- Refraining from signing in for another student for class attendance or any other activity for which signing in is required. Signing in for another student is considered academic dishonesty and will be referred to Academic Integrity Committee.
- Taking tests in the approved setting. Students must take Kaplan in a proctored environment and must sign a roster to document their presence. Failure to do so is considered academic dishonesty and will be referred to Academic Integrity Committee.
- Refraining from practicing invasive procedures without supervision. Students will not practice of any invasive procedure in an unsupervised setting. Such unsupervised practice is a violation of the Nurse Practice Act as well as School Policy and Code of Conduct and will result in dismissal from the program.
- Refraining from taking equipment without approval. Students will not take any equipment without authorization from any clinical practice. Taking equipment without approval is considered theft and will result in referral to the Board for Ethics and Community Standards for disciplinary action.

Students who fail to meet the above expectations will receive a written reprimand specifying the problem behavior and expected behavior change. The faculty member will counsel the student to clarify expectations and obtain the student's signature acknowledging the reprimand and expectations. If the problem behavior is related to a clinical experience, the

student will receive an unsatisfactory for the clinical day. The reprimand will be noted on the student's clinical evaluation tool and a copy of the reprimand will be maintained in the student's file. A second written reprimand regarding any of the above behaviors will result in the student's final grade being dropped by one letter grade. A third breach of the above code of conduct will result in the students being dropped from the course. If the student has inadequate withdrawal hours or if the date is past the drop date, the student will be awarded a D in the course.

Breach of the following expectations on even one occasion may result in failure of the course. Students are always expected to:

- Notify the clinical instructor and clinical agency at least 30 minutes prior to any clinical tardiness or absence.
 - Sending word by a classmate, emailing, and/or leaving a message is not adequate. The student must speak to the instructor and the clinical unit and is responsible for having those phone numbers available when needed.
- Be truthful and honest. Cheating and/or providing false information to faculty members or clinical personnel will not be tolerated and can result in dismissal from the Nursing Program.

Standards of Professional Practice:

Nursing students are expected to demonstrate responsibility and accountability according to the Standards of Professional Practice. Practice may be considered unsafe and/or unprofessional when a student fails to use the nursing process effectively by engaging in one or more of the following activities:



1. Failure to recognize the need for assistance when unprepared for nursing action.
2. Failure to take nursing action when such action is essential to the health and safety of the client.
3. Failure to recognize the influence of own attitudes and behavior on care of clients.
4. Failure to assume responsibility for completing nursing actions.
5. Performing actions which are detrimental to the health and safety of the client.
6. Compromising patient confidentiality. No identifying patient information is to be recorded on clinical paperwork or Personal Digital Devices. Clinical paperwork and Personal Digital Devices are to be safeguarded at all times to prevent loss and access by unauthorized people.
7. Functioning outside the scope of student nurse practice.
8. Violating clinical agency policies or procedures.
9. Attending any clinical laboratory while under the influence of alcohol or drugs (please note that any student violating this provision is also subject to the recommendation of the Drug and/or Alcohol Abuse Policy Procedure in the Clemson SON Student Handbooks).

Students violating a Standard of Professional Practice will be counseled and may receive an unsatisfactory grade for the clinical, resulting in failure of the nursing course. Any student committing a second violation of the Professional Practice in any nursing course for the duration of the program may be immediately dismissed from the School of Nursing. The School of Nursing has the authority to dismiss any student if he or she conveys deliberate false information regarding nursing care.



Emergency Guidelines from Clemson University Police Department

All students and employees should be familiar with the following guidelines. For additional information about safety see <http://www.clemson.edu/cusafety/preparedness/>.

Evacuation:

- When evacuating buildings, do not use elevators as they may lose power, stranding riders.
- Familiarize yourself with the locations of stairwells and exits.
- Individuals needing assistance evacuating should move to a stairwell away from the hazard, dial 911, and provide the Dispatcher with their exact location and what they need regarding evacuation.
- When evacuating follow the instructions provided by Public Safety personnel to reach a safe place.
- To seek "Tornado Safer Places," get to the lowest level of the building time allows, stay away from areas with windows and glass, and put as many walls as you can between yourself and the outside. In public buildings, bathrooms typically have an additional wall.

Active Shooter:

- Always call 911 as soon as you possibly can.
- Run away from the area, if it is safe to do so, time allows and the gunman is not nearby.
- Hide if the gunman is too close to your location. Find a safer place, lock and barricade doors, turn lights out and cell phones off or to vibrate.
- Fight. As a last resort, resolve to fight the intruder with everything you have at your disposal.

A short video prepared and presented by the Department of Homeland Security can be found at the following link: <http://dhs.gov/video/options-consideration-active-shooter-preparedness-video>.

Academic Continuity Plan for this Class:

Clemson has developed an academic continuity plan for academic operations. Should University administration officially determine that the physical classroom facility is not available, class will be conducted in a virtual (online) format. The University issues official disruption notifications through email/ www/ test notification / social media. When notified, use one of the following links to navigate for Clemson Canvas, where you will find important information about how we will conduct class:

- Primary access link: <http://www.clemson.edu/canvas>
- Secondary access link, if needed: <https://clemson.instructure.com/>
- You can also use the Canvas Student App.

Our activities for teaching and learning will occur through our Canvas course. This includes assignments in Canvas of teaching and learning for those topics assigned that day. On E-Learning Day, Thursday August 29, 2019, a real-time test of the academic continuity plan will be conducted.

Thinks 2

This course is a part of the Clemson Thinks2 (CT2) Quality Enhancement Plan that focuses on undergraduate critical thinking, a skill that is vital to your success in college and following graduation. The CT2 initiative at Clemson is part of the university's strategic plan to become a top-20 University in part by promoting engaged learning environments that promote critical thinking skills among students throughout their 4-year Clemson experience. Critical thinking is a core competency for BSN graduates. Upon graduation, baccalaureate-prepared nurses should question, analyze, interpret, infer, apply, and use inductive and deductive reasoning, as well as institution and creativity in their nursing practice (American Association of College of Nursing, Essentials of Baccalaureate Education for Professional Nursing Practice, 2008). This course has been designed to provide junior level students with opportunities to enhance critical thinking skills that will prepare them to engage in higher-level informed thinking in the classroom, the community, and their future careers. To assess the students' progress in critical thinking skills, student will take the California Critical Thinking Skills Test (CCTST) after the course.

Many of the course assignments are designed to enhance critical thinking skills, such as analyzing, inferring, evaluating, deducing, and critiquing. The primary goal of this CT2 seminar includes developing students who can:

1. Develop university-level competencies that characterize critical thinking.
2. Describe and reflect on specific activities that characterize critical thinking.
3. Apply critical thinking skills to problem-solving situations related to the patients and patient care.

CT2 Course Components:

During this course, students will engage in discussions in class that require complex application of newly acquired knowledge. Discussions should also be conducted in a respectful manner, whether or not opinions are shared on a subject.

In-class activities will include real-life application through the use of case studies. The development of care plans and the use of the nursing process will be taught and practiced using the plot of popular Disney movies, such as Snow White, Cinderella, and Lion King. Students will be placed in groups to discuss the Assessment, Diagnosis, Plan, Interventions, and Evaluation of the movies. This will allow students to apply a new skill to a familiar scenario.

Reflection assignments will also be used to challenge students to evaluate their personal biases, feelings, and knowledge base in the clinical setting as well.

Welcome to Nursing 3121 – Foundations of Nursing Lab

Fall 2019

School of Nursing
College of Behavioral, Social and Health Sciences
Clemson University

Credits: 4 (2, 6)

Placement in Curriculum: Junior Year, First Semester

Prerequisite Courses: All required non-nursing courses & electives

Lab & Clinical Calendar

Labs at the Center:
Meet from 0800-1400
August 23 – October 7

Section	Day	Location	Time	Dates
201	Monday	RCP - TBI	0630-1230	10/21-11/25
202	Monday	OMH 5th	0630-1230	10/21-11/25
203	Monday	OMH 6th	0630-1230	10/21-11/25
204	Monday	RCP	0630-1230	10/21-11/25
205	Monday	RCP	0630-1230	10/21-11/25
206	Friday	RCP – TBI	0630-1230	10/11-11/15
207	Friday	RCP Subacute	0630-1230	10/11-11/15
208	Friday	RCP	0630-1230	10/11-11/15
209	Tuesday	RCP	0630-1230	10/22-11/26
401	Monday	SRHS	0630-1230	10/21-11/25
402	Friday	Cottages @ BC	0630-1230	10/11-11/15
403	Friday	Woodlands	0630-1230	10/11-11/15
404	Friday	LTAC	0630-1230	10/11-11/15

Laboratory / Clinical Settings

Demonstrations – Skills Laboratory (3rd floor at The Center)

Health Care Agencies (See calendar above)

Lead Teacher:

Terri A. Teramano
MSN, RN, CMSRN, CDP

Clinical Faculty:

Leslie Ravan, MS, RN
Megan Mayfield, MS, RN
Margot Rabren, RN (GTA)
Jordan Tezza, RN (GTA)
Morgan Hayes, RN (GTA)
Cindy Shaw, RN (GTA)
Levi Hannah, RN (GTA)
Alexis Jones, RN (GTA)
Heather Owen, RN (GTA)
Allie Dowe, RN (GTA)
Megan Jackson, RN (GTA)
Latoya McCombs, RN (GTA)

Nursing 3120 - Catalog Description

Focuses on therapeutic nursing interventions, including selected psychomotor skills, communication skills, and teaching/learning.

Teaching/Learning Strategies:

- A minimum of one week of orientation to the skills lab
- A minimum of 7 weeks of faculty supervised nursing care in the skills
- A minimum of one week of orientation to an in-patient facility
- A minimum of 6 weeks of faculty supervised nursing care in an inpatient facility
- Weekly pre and post conferences with instructor of the lab and, when appropriate, with agency staff.
- Clinical performance evaluations at mid semester and at the end of the semester
- Completion of written assignments
- Simulation
- Role playing
- Observation of professionals assessment of clients
- Observation of other therapies



Evaluation Methods:

The laboratory is evaluated as Pass/Fail. A passing grade on all laboratory assignments is required for a passing course grade.

Laboratory/Clinical:

1. Medication tests
2. Clinical Quizzes
3. Clinical & Skills Lab competency
4. Clinical data sheets & care plans

Evaluation Methods

Laboratory/clinical is evaluated as Pass/Fail. A passing grade on all laboratory and clinical assignments is required for a passing course grade.

Clinical Requirements for passing:

- Attendance at all laboratory sessions. Students are expected to bring Nursing Care Plan text and drug text to each clinical experience.
- Preparation for all clinical laboratories including but not limited to: (1) be rested and prepared; (2) review of course texts.
- A passing grade on all clinical assignments
- At the time of the final evaluation, a grade of PASSING on all clinical behaviors on the Clinical Evaluation Tool

Clinical Grading

Evaluation of clinical preparation will be based on satisfactory demonstration of skills. Clinical preparation will be achieved through viewing assigned audiovisuals, reading assignments, and completion of assignments in lab manual.

Students unprepared for skills lab or client care will receive an Unsatisfactory for the day. Although the Unsatisfactory will remain, laboratory procedures must be performed satisfactorily before the student can proceed to hospital clinical. A student receiving more than 2 unsatisfactory grades will not pass NURS 3120 (3 unsatisfactory clinical grades result in failure of NURS 3120).

Medication Calculation Test

A proctored drug calculation test will administered per the class calendar. This test is scheduled mid-semester and doubles as the clinical competency requirement for NURS 3120. Your grade on the first attempt will be the grade entered for this course. You are required to get 100% on the math test to document competency in medication calculations prior to assuming patient care in the clinical setting, and re-testing to achieve this goal will be scheduled by your NURS 3120 faculty.

Guidelines for Evaluation of Student Laboratory/Clinical Performance:

- Students should expect to be provided with criteria for evaluation for each assignment which is to be graded.
- Students should expect that faculty will collect and retain such evidence of student performance as is necessary for fair and accurate formative and summative evaluation.
- Students should expect that faculty members will return clinical written work in such time to insure their use in the evaluation process.
- Students or faculty members may request validation from another faculty member of student performance when in doubt about whether the student is unsafe.

Clinical Attendance

Students are required to attend ALL laboratory sessions in the skills lab and clinical setting.

Tardiness Policy

Tardy is defined as appearance on the clinical unit at any time past the designated time. Students should begin to develop professional work habits; therefore, the policy states that if three tardies occur, the student may be unsuccessful in the course. The first incidence of tardiness will be documented on the student's clinical evaluation tool and the student counseled. The second incidence of tardiness will be documented with



referral to the Course Coordinator and will result in a drop of one letter grade for the course. The third incidence may result in course failure.

Clinical Absences

Clinical absences are excused only in the case of personal illness documented by a health care provider or extreme extenuating circumstances. The student must notify the faculty member and the clinical agency at least 30 minutes prior to the expected starting time for the lab. Failure to do so may result in failure of the course. All clinical absences must be made up. Make-ups can be done during the last week of classes and will involve a full clinical day at the clinical agency. Absence from $\geq 20\%$ of clinical hours in a course will result in the student being unable to receive credit for the course. For a 15 week clinical course, absence for a 3rd clinical day would result in the student being unable to obtain credit for the course. For courses with clinical schedules of less than 15 weeks, a second absence would result in course failure.

Inclement Weather

In the event that class, lab, or clinical is cancelled due to hazardous weather, every effort will be made to re-schedule missed content or hours at an agreeable date. All lab/clinical hours must be made-up. The last full week of classes is reserved as a "make up" week for missed clinical hours. All make-ups must be scheduled with approval of the course lead faculty. Please [see current student handbook](#) for policy on cancelling lab/clinical due to hazardous driving conditions or inclement weather.

Dress Code:



You are REQUIRED to follow the DRESS CODE for all skills labs, hospital clinical rotations, including clinical orientation. The dress code is outlined below. There will be NO exceptions. Please contact lead faculty by email or telephone prior to your clinical orientation with dress code questions. Following orientation, students not following the dress code will be dismissed from the laboratory and receive an UNSATISFACTORY for the day. This dress code will be strictly enforced.

Clinical Dress:

- One pair pierced earrings (no dangly earrings) in ears. No visible piercings will be permitted (i.e., tongue, eyebrow, nose, chin, lip, or otherwise). Clear spacers may be permitted at the discretion of the clinical instructor and if abides with the piercing policy of the clinical facility. Additional jewelry is limited to a watch, wedding band and/or engagement ring.
- Tattoos may be visible if the images or words do not convey violence, discrimination, profanity or sexually explicit content. Tattoos containing such messages must be covered. Clemson University faculty and/or agency staff reserve the right to judge the appearance of visible tattoos.
- ONLY human hair colors on visible head/facial/body hair.
- Long hair will need to be pulled up into a ponytail or bun that is off the shoulders.
- No artificial fingernails or nail polish may be worn in the clinical setting.

- Uniform must appear neat and clean.
- White closed-toe shoes only.
- Identification badges are considered to be part of the official uniform and are required of students in all clinical areas.



Clemson University School of Nursing Social Media Policy

Adapted from *White Paper: A Nurse's Guide to the Use of Social Media*; 2011, p. 3; National Council of State Boards of Nursing

Awareness and caution are required to avoid inadvertently disclosing confidential or private information about patients. All Clemson University School of Nursing students are expected to comply with the following requirements related to the use of social media:

- First and foremost, nurses and nursing students must recognize that they have ethical and legal obligations to maintain patient privacy and confidentiality at all times.
- Students are strictly prohibited from transmitting by way of any electronic media any patient-related or facility related information and/or images. In addition, students are restricted from transmitting any information that may be reasonably anticipated to violate patient rights to confidentiality or privacy, or otherwise degrade or embarrass the patient.
- Do not share, post, or otherwise disseminate any information, including images, about a patient or information gained in the nurse-patient relationship or within your clinical facility with anyone.
- Do not identify patients by name or post or publish information that may lead to the identification of a patient. This includes any information about the patient: name, address, age, gender, diagnosis, room number, admission date, discharge date, date of birth or death, date of care, or anything else. **NO PATIENT OR FACILITY RELATED INFORMATION CAN BE POSTED ON SOCIAL MEDIA!!** Limiting access to postings through privacy settings is not sufficient to ensure privacy.
- Never refer to patients in a disparaging manner, even if the patient is not identified.
- Do not take photos or videos of patients on personal devices, including cell phones
- Maintain professional boundaries in the use of electronic media. As with in-person relationships, the nurse has the obligation to establish, communicate and enforce professional boundaries with patients in the online environment. Use caution when having online social contact with patients or former patients. Online contact with patients or

former patients blurs the distinction between a professional and personal relationship. The fact that a patient may initiate contact with the nurse does not permit the nurse to engage in a personal relationship with the patient.

- Do not post any information regarding work related issues. Do not even post seemingly innocuous information such as "It was a busy day". Such information could be used in a lawsuit to imply various things about the work environment.
- Promptly report any identified breach of confidentiality or privacy to your instructor and lead teacher.
- Be aware of and comply with facility policies regarding use of employer-owned computers, cameras and other electronic devices and use of personal devices in the work place.
- Do not make disparaging remarks about employers or co-workers. Do not make threatening, harassing, profane, obscene, sexually explicit, racially derogatory, homophobic or other offensive comments. **DO NOT POST ANY INFORMATION WITH REFERENCE TO YOUR SPECIFIC CLINICAL EXPERIENCE.**
- Do not post content or otherwise speak about employer or facility.
- Summary of CU SON Social Media Policy: Do not post any clinical, patient, or facility related information on any social media. Doing so will result in disciplinary action, up to and including dismissal from the clinical, the SON and/or Clemson University.

Identity Precautions

- It is important to remember that information posted on YouTube, Facebook, Myspace, Twitter, Snapchat, Instagram, etc. is available to everyone in the world who has internet access, including Clemson University faculty and staff and your potential employers. Students are urged to consider all possible implications of such postings on these and other internet networks. The best postings adhere to appropriate internet etiquette and portray a positive image that you would not hesitate to present to a potential employer.



Policy for Use of Personal Digital Devices in the Clinical Area

- A. Personal digital devices (PDD's), including phones, tablets, laptops, or other digital devices, are to be used in the clinical areas only as approved and directed by the faculty. Their use is primarily to access clinical support applications that have been store on the device. Use of portable electronic devices in clinical is regulated by the clinical agencies, local, state, and federal regulations and laws and by the School of Nursing. All students are fully responsible for following HIPAA guidelines when using their PDD's in the clinical or other settings.
- B. No personal health identifiers (PHI) can be entered into the device. All personal health identifiers must be removed from any patient data collected by students on PDD's. Students are fully responsible to ensure that they adhere to all HIPAA regulations on PDD's. This includes proper management of confidential client information.

- C. All telephone and camera functions must be disabled during clinical and lab sessions by placing devices in "Airplane" mode.
- D. With the exception of instructor approved activities, ALL PHONES WILL REMAIN ON AIRPLANE MODE in the clinical area. Students must adhere to professional standards for all communications, including maintaining confidentiality, proper conduct of communication, and communicating appropriate material.
- E. Using the device for personal, non-school related functions is strictly prohibited. Inappropriate use or violation of HIPAA guidelines may result in dismissal from the School of Nursing and/or Clemson University. Inappropriate use includes making or receiving personal calls while in the clinical area, sending or receiving personal texts while in the clinical area, accessing any non-clinical related web-site while in the clinical area, taking pictures during clinical, or recording and PHI on the device.
- F. Students should only use the personal digital device in areas designated by the instructor in compliance with institutional policy.
- G. Infection control precautions must be maintained when using personal devices in patient care areas (See Personal Digital Device Infection below).
- H. All students will sign the CU SON electronic compliance form indicating that they have read and understood these policies. This form will be placed in each student's file.

Summary

1. Protected Health Information (PHI) cannot be entered into the digital device. All patient related information is protected.
2. Phones must be in Airplane mode while in clinical.
3. Pictures cannot be taken in the clinical setting.
4. The usage of personal cell phone functions, including personal text messaging, personal calls, or accessing non-clinically related websites is prohibited during clinical hours.
5. Cleaning of digital device must comply with the clinical organization's infection control policy and procedures. If the device becomes contaminated, it should be cleaned with the recommended disinfectant. If a patient is on isolation, insure that appropriate infection control measures are maintained. Hand hygiene is the best method of preventing transmission of disease.
6. Inappropriate use of personal digital devices or violation of HIPAA guidelines may result in dismissal from the clinical, the School of Nursing, and/or Clemson University.

ADDITIONAL:

- Code of Conduct and Standards of Professional Practice (see NURS 3120 syllabus)
- Dress Code policy (see current student handbook)
- Alcohol and Drug Policy (see current student handbook)
- Academic Integrity Policy (see NURS 3120 syllabus)
- Required texts (see NURS 3120 syllabus)
- Emergency Preparedness (see NURS 3120 syllabus)

I have read the above syllabus (didactic and laboratory/clinical) and have had an opportunity to seek clarification. I understand that the above content and all educational material including, but not limited to Power Points, hand-outs, lab manual, and clinical paperwork, remain the intellectual property of Terri Teramano and Clemson University.

Date: _____

Name (printed): _____

Signature: _____