

## June 24, 2021, Marketing Update

Futures as of	06/24/21	06/17/21	Trend	
<b>CZ21 Dec CORN</b>	\$5.36	\$5.33	Neutral	0.7%
<b>SX21 Nov SOYBEANS</b>	\$12.92	\$12.53	Bullish	3.1%
<b>CTZ21 Dec COTTON</b>	\$86.73	\$84.06	Bullish	3.2%
<b>WN21 Jul WHEAT</b>	\$6.51	\$6.39	Bullish	1.9%
<b>2022 Crop Prices</b>				
<b>CZ22 Dec CORN</b>	\$4.83	\$4.74	Bullish	1.8%
<b>SX22 Nov SOYBEANS</b>	\$12.16	\$11.62	Bullish	4.6%
<b>CTZ22 Dec COTTON</b>	\$79.06	\$77.42	Bullish	2.1%
<b>WN22 Jul WHEAT</b>	\$6.61	\$6.54	Bullish	1.1%

### UPCOMING EVENTS:

June 30<sup>th</sup>—USDA Acreage (estimated planted acres for 2021)

### MARKET NEWS

Corn and soybean crop conditions declined again last week while cotton and peanut conditions improved. Crop prices improved today compared to last Thursday, but the corn and soybeans appear to be trending lower headed into next weeks Acreage report. Cotton price trended higher but will have resistance at the \$0.88 level. Hopefully, corn and soybean prices will find support at \$5.15 and \$12.50, respectively.

Table 1: USDA Crop Progress Report Released June 14, 2021 (Summarized)

Metric	Week Ending June 13, 2021	Week Ending June 20, 2021	2016-2020 Average
Corn Condition	G/E-68%	G/E-65%	
Soybeans Emerged	86	91	85
Soybean Condition	G/E-62%	G/E-60%	
Cotton Planted	90	96	90
Cotton Condition	G/E-45%	G/E-52%	
Peanuts Planted	92	96	98
Peanuts Condition	G/E-65%	G/E-69%	
<b>SOIL MOISTURE</b>	<b>Very Short/Short</b>	<b>Adequate</b>	<b>Surplus</b>
NC Topsoil	17	63	20
NC Subsoil	12	72	16
SC Topsoil	2	73	25
SC Subsoil	1	86	13

## MARKETING PLAN UPDATE

The current value for each crop is above their “Growth” price which means FF should be able to increase equity by more than 25% of their earnings.

Crop	Growth Target	Current Value
Corn	\$4.29	\$5.25
Soybeans	\$12.00	\$12.83
Cotton	\$0.82	\$0.85
Wheat	\$6.91	\$6.61

FLOID Farms is making changes to their marketing plan this week.

CORN: CU21 is offering \$1.20 per bushel of equity growth so, FF intends to

1. Sell an additional 20% at \$5.50 or better using futures or HTA contracts.
2. In addition, FF would like to roll its CU470 puts to CU510 if the net cost is \$.10 per bushel or less. This would raise its minimum price (before premiums) from \$4.70 to \$5.10.

SOYBEANS: no changes currently in marketing strategy.

COTTON: CTZ21 is near the contract high of \$88.21. FF intends to

1. Sell an additional 20% for \$0.87 or better using futures or HTA.

WHEAT: WN21 will quit trading around July 14<sup>th</sup>. FF intends to

1. Let the WN21 700 calls expire worthless. FF will keep the \$0.35 per bushel premium received.
2. Sell the remaining 60% of production using futures or HTA for \$6.55 or better.

Review your marketing activity to confirm that your marketing plan is achieving your goals.

2021 CORN					FUTURES PRICING SIGNALS			\$ 4.29	\$ 3.99	\$ 3.99
Recommendation					ENTRY			OFFSET (Current Price)		
Date	Tool	Action	Reason	Quantity	STATUS	Date	Price	Date	Price	Gain(Loss)
1/11/2021	Futures/HTA	Sell CU21 @ \$4.60 OB	\$0.31 > Growth Target	10%	Filled	1/12/2021	4.7500	6/24/2021	5.4925	-0.7425
1/11/2021	Futures/HTA	Roll CU21 to CZ21 @ \$0.12 OB	Adds \$0.28 to price	10%	Pending	6/24/2021	-0.1325			
1/11/2021	Option	SELL CU21 520 Call @ \$0.25 OB	Sets max price \$1.16 > Growth	10%	Filled	1/12/2021	0.3000	6/24/2021	-0.5600	-0.2600
1/29/2021	Put Call Option	BUY CU21 470 PUT @ \$0.46 OB	Set Fence from \$4.54 to \$5.20	15%	Filled	2/3/2021	-0.4100	6/24/2021	0.0825	-0.3275
1/29/2021	Put Call Option	SELL CU21 520 Call @ \$0.30 OB	Set Fence from \$4.54 to \$5.20	15%	Filled	2/3/2021	0.3100	6/24/2021	-0.5600	-0.2500
2/15/2021	Put Call Option	BUY CU21 470 PUT @ \$0.38 OB	Set Fence from \$4.57 to \$5.20	10%	Filled	2/16/2021	-0.3500	6/24/2021	0.0825	-0.2675
2/15/2021	Put Call Option	SELL CU21 520 Call @ \$0.25 OB	Set Fence from \$4.57 to \$5.20	10%	Filled	2/16/2021	0.2900	6/24/2021	-0.5600	-0.2700
3/26/2021	Put Call Option	BUY CU21 440 PUT @ \$0.19 OB	GROWTH Floor - Planting Intention	20%	Closed	3/31/2021	-0.1500	5/21/2021	0.0400	-0.1100
3/26/2021	Put Call Option	SELL CU21 520 Call @ \$0.28 OB	GROWTH Floor - Planting Intention	20%	Filled	4/1/2021	0.3500	6/24/2021	-0.5600	-0.2100
5/20/2021	Futures/HTA	Sell CU21 @ \$5.70 OB	To offset CU21 440 Puts	20%	Filled	5/20/2021	5.7900	6/24/2021	5.4925	0.2975

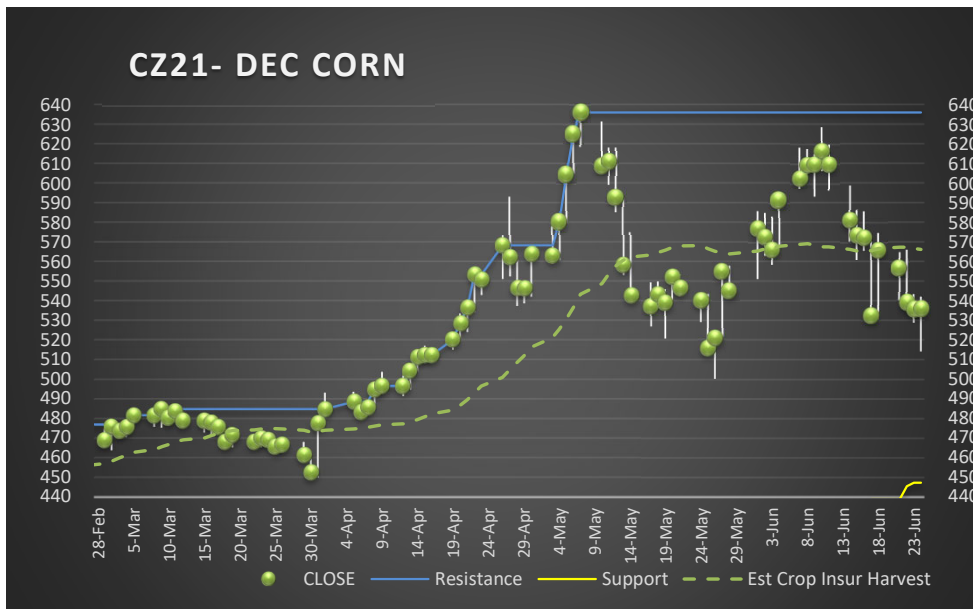
2021 SOYBEANS					FUTURES PRICING SIGNALS			\$ 12.00	\$ 10.73	\$ 10.75
Recommendation					ENTRY			OFFSET (Current Price)		
Date	Tool	Action	Reason	Quantity	STATUS	Date	Price	Date	Price	Gain(Loss)
1/11/2021	Futures/HTA	Sell SX21 @ \$11.75 OB	\$1.00 > B/E Target, Builds Working Cap	10%	Filled	1/12/2021	11.7500	6/24/2021	12.9175	-1.1675
1/29/2021	Put Call Option	BUY SX21 1140 PUT @ \$0.85 OB	Set Fence from \$11.03 to \$13.00	15%	Closed	2/3/2021	-0.8500	5/21/2021	0.0550	-0.7950
1/29/2021	Put Call Option	SELL SX21 1300 Call @ \$0.47 OB	Set Fence from \$11.03 to \$13.00	15%	Filled	2/3/2021	0.5000	6/24/2021	-0.7800	-0.2800
3/26/2021	Put Call Option	BUY SX21 1140 PUT @ \$0.41 OB	BE+ \$.72 GROW-Planting Intention	25%	Closed	3/29/2021	-0.4000	5/21/2021	0.0550	-0.3450
3/26/2021	Put Call Option	SELL SX21 1300 Call @ \$0.46 OB	BE+ \$.72 GROW-Planting Intention	25%	Filled	3/31/2021	0.4800	6/24/2021	-0.7800	-0.3000
5/20/2021	Futures/HTA	Sell SX21 @ \$13.75 OB	To offset SX21 1140 Puts	40%	Filled	5/20/2021	13.8000	6/24/2021	12.9175	0.8825

2021 COTTON					FUTURES PRICING SIGNALS			\$ 0.82	\$ 0.77	\$ 0.77
Recommendation					ENTRY			OFFSET (Current Price)		
Date	Tool	Action	Reason	Quantity	STATUS	Date	Price	Date	Price	Gain(Loss)
1/11/2021	Futures/HTA	Sell CTZ21 @ \$0.77 OB	Achieves B/E Target, maintains WC	10%	Filled	1/12/2021	0.7700	6/24/2021	0.8673	-0.0973
1/29/2021	Put Call Put Option	BUY CTZ21 7800 PUT @ \$0.06 OB	Set Fence from \$.78 to \$.84	15%	Filled	2/4/2021	-0.0550	6/24/2021	0.0200	-0.0350
1/29/2021	Put Call Put Option	SELL CTZ21 8400 Call @ \$0.04 OB	Set Fence from \$.78 to \$.84	15%	Filled	2/4/2021	0.0550	6/24/2021	-0.0716	-0.0166
1/29/2021	Put Call Put Option	Sell CTZ21 6900 Put @ \$0.02 OB	Cheaper Cost of strategy	15%	Filled	2/4/2021	0.0200	6/24/2021	-0.0043	0.0157
3/8/2021	Put Call Put Option	BUY CTZ21 8400 PUT @ \$0.056 OB	Set Fence from \$.84 to \$.90	15%	Filled	3/9/2021	-0.0616	6/24/2021	0.0443	-0.0173
3/8/2021	Put Call Put Option	SELL CTZ21 9000 Call @ \$0.053 OB	Set Fence from \$.84 to \$.90	15%	Filled	3/9/2021	0.0536	6/24/2021	-0.0475	0.0061

2021 WHEAT					FUTURES PRICING SIGNALS			\$ 6.91	\$ 6.20	\$ 6.23
Recommendation					ENTRY			OFFSET (Current Price)		
Date	Tool	Action	Reason	Quantity	STATUS	Date	Price	Date	Price	Gain(Loss)
1/11/2021	Futures/HTA	Sell WN21 @ \$6.40 OB	\$0.20 > B/E Target, Builds Working Cap	10%	Filled	1/12/2021	6.4500	6/24/2021	6.5125	-0.0625
1/29/2021	Put Call Option	BUY WN21 630 PUT @ \$0.45 OB	Set Fence from \$6.17 to \$7.00	15%	Closed	2/5/2021	-0.4450	5/21/2021	0.1200	-0.3250
1/29/2021	Put Call Option	SELL WN21 700 Call @ \$0.32 OB	Set Fence from \$6.17 to \$7.00	15%	Filled	2/1/2021	0.3400	6/24/2021	-0.0013	0.3388
2/15/2021	Put Call Option	BUY WN21 630 PUT @ \$0.45 OB	Set Fence from \$6.20 to \$7.00	15%	Closed	2/16/2021	-0.3800	5/21/2021	0.1200	-0.2600
2/15/2021	Put Call Option	SELL WN21 700 Call @ \$0.32 OB	Set Fence from \$6.20 to \$7.00	15%	Filled	2/24/2021	0.3600	6/24/2021	-0.0013	0.3588
5/20/2021	Futures/HTA	Sell WN21 @ \$6.85 OB	To offset WN21 630 Puts	30%	Filled	5/20/2021	6.8500	6/24/2021	6.5125	0.3375

CORN SUPPLY & DEMAND					
WASDE as of 6/10/21					
	19/20	20/21	21/22	22/23	23/24
	WASDE-613	WASDE-613	WASDE-613	Estimate	Estimate
Planted	89.7	90.8	91.1	92.5	91.5
Harvested	81.3	82.5	83.5	84.5	83.6
Yield	167.5	172.0	179.5	181.5	183.5
<b>Beg Stocks</b>	<b>2,221</b>	<b>1,919</b>	<b>1,107</b>	<b>1,357</b>	<b>1,464</b>
Production	13,620	14,182	14,990	15,342	15,343
Imports	42	25	25	40	31
<b>Total Supply</b>	<b>15,882</b>	<b>16,127</b>	<b>16,122</b>	<b>16,739</b>	<b>16,838</b>
Feed	5,903	5,700	5,700	6,020	6,080
Food/Seed	1,430	1,420	1,415	1,430	1,435
Ethanol	4,852	5,050	5,200	5,200	5,200
Exports	1,778	2,850	2,450	2,625	2,650
<b>Total Demand</b>	<b>13,963</b>	<b>15,020</b>	<b>14,765</b>	<b>15,275</b>	<b>15,365</b>
<b>Ending Stocks (ES)</b>	<b>1,919</b>	<b>1,107</b>	<b>1,357</b>	<b>1,464</b>	<b>1,473</b>
Percent Use	14%	7%	9%	10%	10%
<b>USDA Price</b>	<b>\$ 3.56</b>	<b>\$ 4.35</b>	<b>\$ 5.70</b>	-	-
<i>Futures as of 6/24/2021</i>		<b>\$6.53</b>	<b>\$5.36</b>	<b>\$4.83</b>	<b>\$4.45</b>

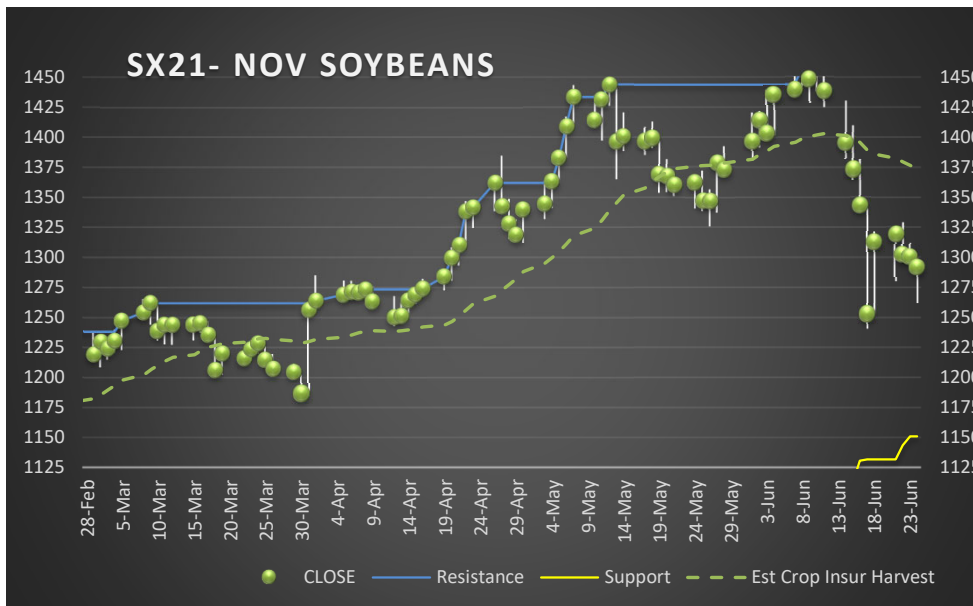
FUTURES PRICING SIGNALS	\$ 4.29	\$ 3.99	\$ 3.99
1) Futures as of 6/24/2021 =====>	<b>\$5.36</b>	<b>CZ21</b>	
2) What is Crop Insurance doing?	<b>NC-CZ21</b>	<b>SC-CU21</b>	
a) Base Price	\$ 4.48	\$ 4.73	
b) Harvest Price (PENDING)	\$ 5.66	\$ 5.87	
3) Fundamentals - where are prices headed?			
a) Seasonality		<b>DOWN</b>	
b) Ending Stocks		<b>DOWN</b>	
4) Technical Signals indicating?			
a) Resistance (Highest Close last 100 Days)			\$ 6.37
b) Support (Lowest Close last 100 Days)			\$ 4.47
c) Moving Average		<b>Change</b>	<b>% Change</b>
5 day	\$ 5.47	3 1/2	0.66%
20 day	\$ 5.73	15 1/4	2.93%
50 day	\$ 5.63	24 3/4	4.84%
100 day	\$ 5.18	88 1/4	19.71%
YTD	\$ 5.06	101 1/2	23.36%



STRATEGY Summary			
Tool	Percentage	Price	Contract
HTA/Futures	30%	\$5.44	CU21
Unpriced	70%	\$5.49	CU21
Open Options		-\$0.21	4.70-5.20
Closed Options		-\$0.02	
<b>Current Value</b>	<b>100%</b>	<b>\$5.25</b>	<b>CU21</b>
+ Expected Basis			
PENDING Actions			
1 See Recommendations for previous actions.			
2 Roll 10% from CU to CZ for \$0.12 or better to capture carry			
12 Roll CU470 Puts up to CU510 Puts for \$0.10 OB			
13 Sell 20% CU21 for \$5.50 or better using Futures/HTA			

SOYBEAN SUPPLY & DEMAND		WASDE as of 6/10/21				
	19/20	20/21	21/22	22/23	23/24	
	WASDE-613	WASDE-613	WASDE-613	Estimate	Estimate	
Planted	76.1	83.1	87.6	89.5	89.0	
Harvested	74.9	82.3	86.7	88.4	87.9	
Yield	47.4	50.2	50.8	51.6	52.2	
<b>Beg Stocks</b>	<b>909</b>	<b>525</b>	<b>135</b>	<b>155</b>	<b>202</b>	
Production	3,553	4,135	4,405	4,562	4,590	
Imports	15	35	35	15	15	
<b>Total Supply</b>	<b>4,477</b>	<b>4,695</b>	<b>4,575</b>	<b>4,732</b>	<b>4,807</b>	
Crush	2,165	2,175	2,225	2,195	2,220	
Seed/Residual	105	105	119	125	135	
Exports	1,682	2,280	2,075	2,210	2,225	
<b>Total Demand</b>	<b>3,952</b>	<b>4,560</b>	<b>4,420</b>	<b>4,530</b>	<b>4,580</b>	
<b>End Stocks (ES)</b>	<b>525</b>	<b>135</b>	<b>155</b>	<b>202</b>	<b>227</b>	
Percent Use	13%	3%	4%	4%	5%	
<b>USDA Price</b>	<b>\$ 8.57</b>	<b>\$ 11.25</b>	<b>\$ 13.85</b>			
<b>Futures as of 6/24/2021</b>		<b>\$13.71</b>	<b>\$12.92</b>	<b>\$12.16</b>	<b>\$11.59</b>	

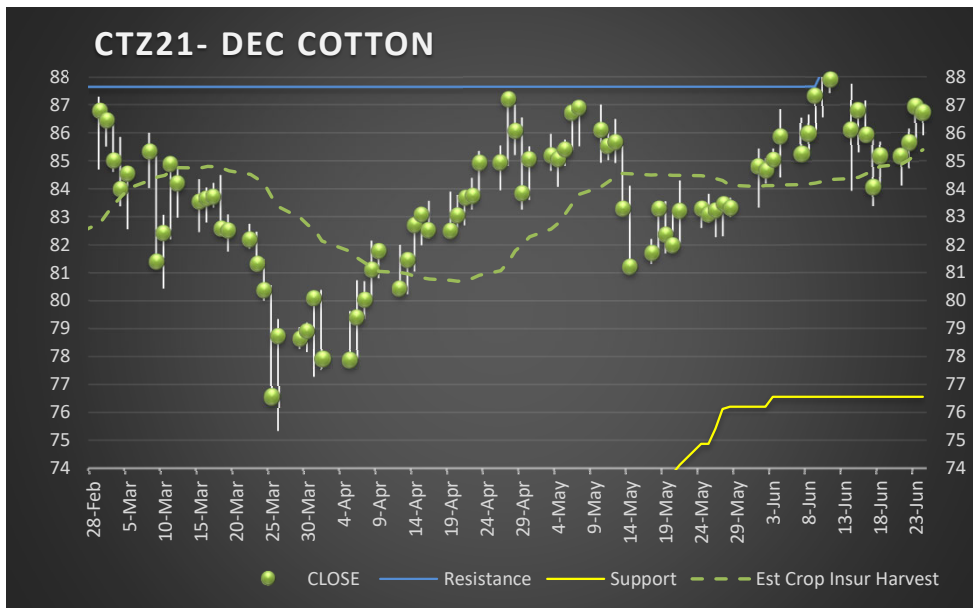
FUTURES PRICING SIGNALS	\$ 12.00	\$ 10.73	\$ 10.75
1) Futures as of 6/24/2021 =====>	\$12.92	SX21	
2) What is Crop Insurance doing?	2021	2020	
a) Base Price	\$ 11.54	\$ 9.36	
b) Harvest Price (PENDING)	\$ 13.76	\$ 9.15	
3) Fundamentals - where are prices headed?			
a) Seasonality	DOWN		
b) Ending Stocks	DOWN		
4) Technical Signals indicating?			
a) Resistance (Highest Close last 100 Days)	\$ 14.60		
b) Support (Lowest Close last 100 Days)	\$ 11.51		
c) Moving Average	Change	% Change	
5 day	\$ 13.05	39	3.11%
20 day	\$ 13.77	-55 1/4	-4.10%
50 day	\$ 13.66	27 3/4	2.20%
100 day	\$ 12.94	137 3/4	11.94%
YTD	\$ 12.71	171	15.26%



STRATEGY Summary			
Tool	Percentage	Price	Contract
HTA/Futures	50%	\$13.39	SX21
Unpriced	50%	\$12.92	SX21
Open Options		-\$0.12	Cap @ 13.00
Closed Options		-\$0.21	
<b>Current Value</b>	<b>100%</b>	<b>\$12.83</b>	<b>SX21</b>
+ Expected Basis			
PENDING Actions			
1 See Recommendations for previous actions.			
8			

COTTON SUPPLY & DEMAND		WASDE as of 6/10/21				
	19/20	20/21	21/22	22/23	23/24	
	WASDE-613	WASDE-613	WASDE-613	Estimate	Estimate	
Planted	13.74	12.09	12.04	12.09	12.04	
Harvested	11.61	8.28	9.63	9.73	9.69	
Yield	823.0	847.0	847.0	948.5	960.2	
<b>Beg Stocks</b>	<b>4.85</b>	<b>7.25</b>	<b>3.15</b>	<b>2.90</b>	<b>4.32</b>	
Production	19.91	14.61	17.00	19.23	19.39	
Imports	0.01	-	-	-	-	
<b>Total Supply</b>	<b>24.77</b>	<b>21.86</b>	<b>20.15</b>	<b>22.13</b>	<b>23.71</b>	
Domestic Use	2.15	2.30	2.50	2.30	2.50	
Exports	15.53	16.40	14.80	15.50	16.00	
<b>Total Demand</b>	<b>17.68</b>	<b>18.70</b>	<b>17.30</b>	<b>17.80</b>	<b>18.50</b>	
<b>End Stocks (ES)</b>	<b>7.25</b>	<b>3.15</b>	<b>2.90</b>	<b>4.32</b>	<b>5.26</b>	
Stocks to Use	41%	17%	17%	24%	28%	
<b>USDA Price</b>	<b>\$ 59.60</b>	<b>\$ 67.00</b>	<b>\$ 75.00</b>	-	-	
<b>Futures as of 6/24/2021</b>		<b>\$0.86</b>	<b>\$86.73</b>	<b>\$0.79</b>	<b>\$0.77</b>	

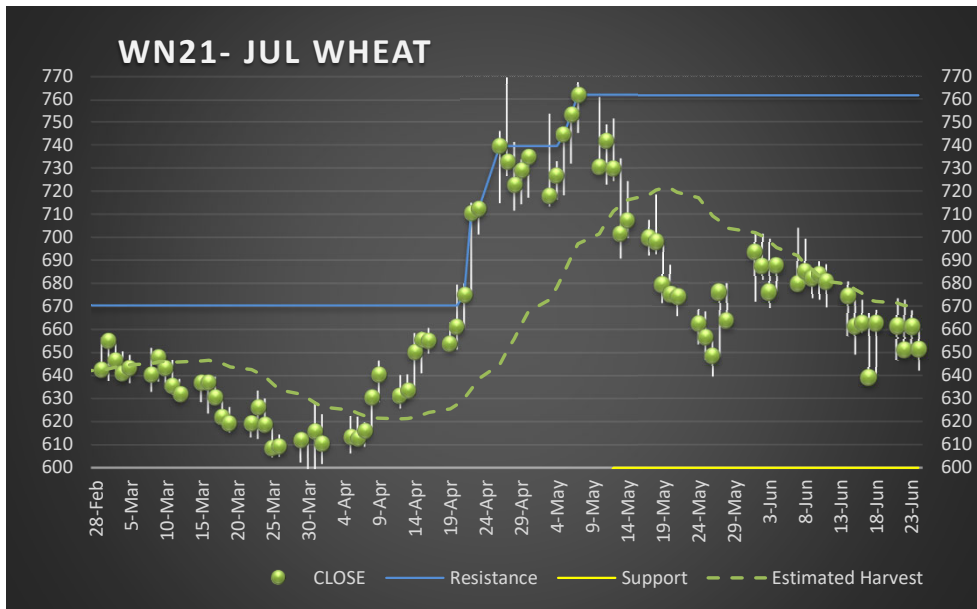
FUTURES PRICING SIGNALS	\$ 82.00	\$ 77.00	\$ 77.00
1) Futures as of 6/24/2021 =====>	<b>\$86.73</b>		CTZ21
2) What is Crop Insurance doing?	<u>2021</u>	<u>2020</u>	
a) Base Price	<b>\$80.00</b>	\$70.00	
b) Harvest Price (PENDING)	<b>\$85.00</b>	\$63.00	
3) Fundamentals - where are prices headed?			
a) Seasonality		<b>DOWN</b>	
b) Ending Stocks		<b>UP</b>	
4) Technical Signals indicating?			
a) Resistance (Highest Close last 100 Days)			<b>\$ 88.21</b>
b) Support (Lowest Close last 100 Days)			<b>\$ 76.55</b>
c) Moving Average		<u>Change</u>	<u>% Change</u>
5 day	<b>\$ 85.94</b>	2.67	<b>3.18%</b>
20 day	<b>\$ 85.73</b>	3.50	<b>4.21%</b>
50 day	<b>\$ 84.77</b>	4.02	<b>4.86%</b>
100 day	<b>\$ 83.65</b>	8.79	<b>11.28%</b>
YTD	<b>\$ 82.60</b>	11.32	<b>15.01%</b>



STRATEGY Summary			
Tool	Percentage	Price	Contract
HTA/Futures	10%	\$0.7700	CTZ21
Unpriced	90%	\$0.8673	CTZ21
Open Options		-\$0.0071	.78-.90
Closed Options		\$0.0000	
<b>Current Value</b>	<b>100%</b>	<b>\$0.8505</b>	<b>CTZ21</b>
+ Expected Basis			
PENDING Actions			
1 See Recommendations for previous actions.			
7 Sell 20% CTZ21 for \$0.87 or better using Futures/HTA			

WHEAT SUPPLY & DEMAND		WASDE as of 6/10/21				
	19/20	20/21	21/22	22/23	23/24	
	WASDE-613	WASDE-613	WASDE-613	Estimate	Estimate	
Planted	45.5	44.3	46.4	45.6	45.4	
Harvested	37.4	36.7	37.4	38.1	37.9	
Yield	51.7	49.7	50.7	49.2	49.6	
Production	<b>1,932</b>	<b>1,826</b>	<b>1,898</b>	<b>1,872</b>	<b>1,879</b>	
Beg Stocks	1,080	1,028	852	770	751	
Imports	105	105	125	140	143	
<b>Total Supply</b>	<b>3,117</b>	<b>2,959</b>	<b>2,875</b>	<b>2,782</b>	<b>2,773</b>	
Feed	101	100	180	77	78	
Food, Seed	1,023	1,023	1,025	1,029	1,030	
Exports	965	985	900	925	925	
<b>Total Demand</b>	<b>2,089</b>	<b>2,108</b>	<b>2,105</b>	<b>2,031</b>	<b>2,033</b>	
<b>End Stocks</b>	<b>1,028</b>	<b>852</b>	<b>770</b>	<b>751</b>	<b>740</b>	
Percent Use	49%	40%	37%	37%	36%	
<b>USDA Price</b>	<b>\$ 4.58</b>	<b>\$ 5.05</b>	<b>\$ 6.50</b>	-	-	
<b>Futures as of 6/24/2021</b>		<b>\$6.51</b>	<b>\$6.51</b>	<b>\$6.61</b>	<b>\$6.42</b>	

FUTURES PRICING SIGNALS	\$ 6.91	\$ 6.20	\$ 6.23
1) Futures as of 6/24/2021 =====>	<b>\$6.51</b>		WN22
2) What is Crop Insurance doing?	<u>2021</u>	<u>2020</u>	
a) Base Price	\$ 5.54	\$ 4.86	
b) Harvest Price (PENDING)	\$ 6.58	\$ 4.97	
% loss due to price change	19%	2%	
3) Fundamentals - where are prices headed?			
a) Seasonality	Down		
b) Ending Stocks	UP		
4) Technical Signals indicating?			
a) Resistance (Highest Close last 100 Days)		\$ 7.62	
b) Support (Lowest Close last 100 Days)		\$ 6.00	
c) Moving Average		Change	% Change
5 day	\$ 6.58	12 1/4	1.92%
20 day	\$ 6.71	2 3/4	0.42%
50 day	\$ 6.90	1	0.15%
100 day	\$ 6.62	17 1/2	2.76%
YTD	\$ 6.59	21 1/2	3.41%



STRATEGY Summary			
Tool	Percentage	Price	Contract
HTA/Futures	40%	\$6.75	WN21
Unpriced	60%	\$6.51	WN21
Open Options		\$0.10	Cap @ 7.00
Closed Options		-\$0.09	
<b>Current Value</b>	<b>100%</b>	<b>\$6.61</b>	<b>WN21</b>
+ Expected Basis			
PENDING Actions			
1 See Recommendations for previous actions.			
8 Sell 60% WN21 @ \$6.55 OB using HTA/Futures.			