













-  [Table 1. Total Number of Samples Analyzed](#)
-  [Table 2. Total Number of Samples Analyzed by Month](#)
-  [Table 3. Crop Groups](#)
-  [Table 4. County Groups](#)
-  [Table 5. pH Values](#)
-  [Table 6. P, K, Ca, and Mg Ratings](#)
-  [Table 7. Zn, Mn, and B Levels](#)
-  [Table 8. Samples Analyzed for sulfate sulfur](#)
-  [Table 9. Cation Exchange Capacity \(CEC\) Values](#)
-  [Table 10. Percent Base Saturation Values](#)
-  [Table 11. Total Analyses Including County and Research Samples](#)
-  [Table 12. Total per Crop Analyzed for County and Account Samples](#)

Table 1. Total Number of Samples Analyzed.

	Sample Number Totals	Large Area Crop Codes	Small Area Crop Codes	Diagnostic Reports
Counties				
Abbeville	242	158	83	1
Aiken	1899	596	1303	0
Allendale	220	148	72	0
Anderson	770	420	350	0
Bamberg	2118	2087	31	0
Barnwell	427	368	59	0
Beaufort	1464	315	1147	2
Berkeley	330	106	224	0
Calhoun	1473	1315	115	43
Charleston	1915	318	1592	5
Cherokee	208	135	73	0
Chester	370	333	37	0
Chesterfield	240	186	53	1
Clarendon	397	336	60	1
Colleton	501	343	158	0
Darlington	960	691	269	0
Dillon	222	178	44	0
Dorchester	633	324	308	1
Edgefield	208	160	37	11
Fairfield	108	76	32	0
Florence	971	428	542	1
Georgetown	1091	694	396	1
Greenville	2082	483	1585	14

Greenwood	408	160	248	0
Hampton	2561	2440	117	4
Horry	1749	632	1114	3
Jasper	414	158	256	0
Kershaw	1118	628	256	234
Lancaster	372	252	120	0
Laurens	345	218	127	0
Lee	585	522	61	2
Lexington	2641	1036	1542	63
Marion	334	298	35	1
Marlboro	108	60	48	0
McCormick	75	29	46	0
Newberry	1283	1056	227	0
Oconee	454	203	250	1
Orangeburg	523	354	169	0
Pickens	392	131	261	0
Richland	1963	302	1650	11
Saluda	441	378	59	4
Spartanburg	1191	483	703	5
Sumter	1120	609	510	1
Union	246	179	67	0
Williamsburg	201	156	44	1
York	801	363	436	2
Prepaid	1503	748	690	65
Accounts	13242	11978	754	510
SubTotal	52919	33571	18360	988
Research	1196	469	116	611
Plant Problem Clinic	0	0	0	0
Checks & Blanks	1601	5	1	1595
Total Samples Analyzed	55716	34045	18477	3194

Table 2. Total Number of Samples Analyzed by Month.

Month	Samples
January	9922
February	8921
March	7022
April	4826
May	2947
June	1836
July	1420
August	1831
September	2912
October	5639
November	4106
December	4410
Total	55792

Table 3. Crop Groups Used in Summarizing Soil Analysis Data.

Az/Rhod/Cam

096 Azalea,Rhod,Camellia(sq ft)

Az/Rhod/Cam (large)

109 Azalea,Rhod,Camellia(acre)

Canola

104 Canola

Corn/Sorghum

023 Corn for Silage

- C100 Corn, Grain - 100 bu/A
- C105 Corn, Grain - 105 bu/A
- C110 Corn, Grain - 110 bu/A
- C115 Corn, Grain - 115 bu/A
- C120 Corn, Grain - 120 bu/A
- C125 Corn, Grain - 125 bu/A
- C130 Corn, Grain - 130 bu/A
- C135 Corn, Grain - 135 bu/A
- C140 Corn, Grain - 140 bu/A
- C145 Corn, Grain - 145 bu/A
- C150 Corn, Grain - 150 bu/A
- C155 Corn, Grain - 155 bu/A
- C160 Corn, Grain - 160 bu/A
- C165 Corn, Grain - 165 bu/A
- C170 Corn, Grain - 170 bu/A
- C175 Corn, Grain - 175 bu/A
- C180 Corn, Grain - 180 bu/A
- C185 Corn, Grain - 185 bu/A
- C190 Corn, Grain - 190 bu/A
- C195 Corn, Grain - 195 bu/A
- C200 Corn, Grain - 200 bu/A
- C205 Corn, Grain - 205 bu/A
- C210 Corn, Grain - 210 bu/A
- C215 Corn, Grain - 215 bu/A
- C220 Corn, Grain - 220 bu/A
- C225 Corn, Grain - 225 bu/A
- C230 Corn, Grain - 230 bu/A
- C235 Corn, Grain - 235 bu/A
- C240 Corn, Grain - 240 bu/A
- C245 Corn, Grain - 245 bu/A
- C250 Corn, Grain - 250 bu/A
- C255 Corn, Grain - 255 bu/A
- C260 Corn, Grain - 260 bu/A
- C265 Corn, Grain - 265 bu/A
- C270 Corn, Grain - 270 bu/A
- C275 Corn, Grain - 275 bu/A
- C280 Corn, Grain - 280 bu/A
- C285 Corn, Grain - 285 bu/A
- C290 Corn, Grain - 290 bu/A
- C295 Corn, Grain - 295 bu/A
- C300 Corn, Grain - 300 bu/A
- C80 Corn, Grain - 80 bu/A
- C85 Corn, Grain - 85 bu/A
- C90 Corn, Grain - 90 bu/A
- C95 Corn, Grain - 95 bu/A
- 025 Grain Sorghum
- 024 Sorghum for Silage
- 019 Soybeans/Sorghum-Silage
- 027 Sugarcane
- 026 Sweet Sorghum

Cotton

- 001 Cotton - Dryland
- 002 Cotton - Irrigated
- C1100 Cotton 1100 lbs/A
- C1200 Cotton 1200 lbs/A
- C1300 Cotton 1300 lbs/A
- C1400 Cotton 1400 lbs/A
- C1500 Cotton 1500 lbs/A
- C1600 Cotton 1600 lbs/A
- C1700 Cotton 1700 lbs/A
- C1800 Cotton 1800 lbs/A
- C1900 Cotton 1900 lbs/A
- C2000 Cotton 2000 lbs/A
- C600 Cotton 600 lbs/A
- C700 Cotton 700 lbs/A

C800 Cotton 800 lbs/A
C900 Cotton 900 lbs/A
S100 Soybeans 100 bu/A
S15 Soybeans 15 bu/A
S20 Soybeans 20 bu/A
S25 Soybeans 25 bu/A
S30 Soybeans 30 bu/A
S35 Soybeans 35 bu/A
S40 Soybeans 40 bu/A
S45 Soybeans 45 bu/A
S50 Soybeans 50 bu/A
S55 Soybeans 55 bu/A
S60 Soybeans 60 bu/A
S65 Soybeans 65 bu/A
S70 Soybeans 70 bu/A
S75 Soybeans 75 bu/A
S80 Soybeans 80 bu/A
S85 Soybeans 85 bu/A
S90 Soybeans 90 bu/A
S95 Soybeans 95 bu/A

Crop Rotations

021 Corn in Rotation
030 Small Grain in Rotation

Diagnostic

000 Diagnostic
P1500 Peanuts 1500 lbs/A
P2000 Peanuts 2000 lbs/A
P2500 Peanuts 2500 lbs/A
P3000 Peanuts 3000 lbs/A
P3500 Peanuts 3500 lbs/A
P4000 Peanuts 4000 lbs/A
P4500 Peanuts 4500 lbs/A
P5000 Peanuts 5000 lbs/A
P5500 Peanuts 5500 lbs/A
P6000 Peanuts 6000 lbs/A

Forage Legumes

050 Alfalfa
005 Annual Legume/Sum Grass
006 Annual Legume/Win Grass
007 Annual Legumes
010 Common Lespedeza
037 Grass-Clover Pasture
011 Sericea Lespedeza

Forages

033 Bahiagrass Pasture
036 Bermuda/Bahiagrass-Hay
034 Bermudagrass Pasture
035 Bermudagrass, Estab.
049 Fescue Hay
031 Fescue,CoolSeasonPasture
032 Orchardgrass

Fruits/Nuts

080 Apples
082 Blueberries(acre)
084 Grapes(Bunch/Muscadine)
013 Kiwi
085 Nectarines
086 Peaches
081 Pears
088 Pecans
087 Plums
074 Strawberries(acre)

General Turf

093 Carpetgrass(sq ft)
094 Centipedegrass(sq ft)
044 CoolSeasonGrsMaint(sq ft)
119 St. Augustinegrass(sq ft)

047 Turf Establishment(sq ft)
048 WarmSeasonGrsmaint(sq ft)

General Turf (large)

106 Carpetgrass(acre-clay)
106 Carpetgrass(acre-sand)
107 Centipedegrass(acre-clay)
107 Centipedegrass(acre-sand)
112 CoolSeasonGrsmaint(acre)
105 StAugustineGrsmaint(acre)
113 Turf Establishment(acre)
114 WarmSeasonGrsmaint(acre)

Home Garden

090 Home Garden (Inorganic)
091 Home Garden (Organic)

Home Orchards

205 Apple Trees
202 Blackberries
203 Blueberries(sq ft)
206 Fig Trees
204 Grapes
208 Peach Trees
207 Pear Trees
210 Pecan Trees
209 Plum Trees
201 Strawberries(sq ft)

Ornamentals

017 Annual Flowers/Roses(sq ft)
018 Ornamental/Shade Trees
212 Palm Trees
016 Perennial Flowers(sq ft)
211 Pine Trees
015 Shrubs(sq ft)

Ornamentals (large)

108 Annual Flowers/Roses(acre)
110 Perennial Flowers(acre)
117 Shrubs(acre)

Roadside Turf

045 Roadside Turf Estab.
046 Roadside Turf Maint.

Small Grain

012 Rice, Upland Irrigated
003 Sesame
029 Small Grain
097 Small Grain Silage

Soybeans/Peanuts

008 Peanuts
P1000 Peanuts 1000 lbs/A
009 Perennial Peanuts
028 Sunflowers

Speciality Turf

040 Athletic Fields
042 Bentgrass Golf Green(acre)
111 Bentgrass Golf Green(sq ft)
043 BermudaGolfGrn/Tee(acre)
118 BermudaGolfGrn/Tee(sq ft)
041 Golf Fairway

Temporary Grazing

039 Temp Annual Graze-Sum
038 Temp Annual Graze-Winter

Tobacco

099 Tobacco
T1500 Tobacco 1500 lbs/A
T2000 Tobacco 2000 lbs/A
T2500 Tobacco 2500 lbs/A
T3000 Tobacco 3000 lbs/A
T3500 Tobacco 3500 lbs/A
T4000 Tobacco 4000 lbs/A

Tobacco Bed

098 Tobacco Bed

Tomato (Costal)

078 Tomato (bareground)

128 Tomatoes (plasticulture)

Tomato (Piedmont)

078 Tomato (bareground)

Trees

092 Christmas Trees

Truck Crops

051 Asparagus, Establishment

066 Asparagus, Maintenance

060 Beets

061 Broccoli

120 Brussel Sprouts

062 Cabbage

052 Cantaloupes (bareground)

132 Cantaloupes (plasticulture)

063 Carrots

079 Cauliflower

064 Collards

053 Cucumbers (bareground)

133 Cucumbers (plasticulture)

065 Eggplant (bareground)

134 Eggplant (plasticulture)

126 English Pea

067 Green Onions

072 Greens

095 Irish Potatoes (clay)

095 Irish Potatoes (sand)

122 Leek

054 Lettuce

055 Lima Beans

121 Mustard

056 Okra

068 Onions

127 Parsley

125 Parsnip

069 Pepper (bareground)

131 Pepper (plasticulture)

070 Pole Beans

014 Pumpkins

130 Radish

124 Rutabaga

057 Snapbeans

073 Southern Peas

071 Spinach

058 Squash (winter)

129 Summer Squash

075 Sweet Corn

076 Sweet Potatoes

123 Turnips

059 Watermelons

Wildlife

140 DoveField,Corn/Sorghum

141 DoveField,Sunflower

142 Fall Deer, Alfalfa

143 Fall Deer, ForageChicory

144 FallDeerMix, Brassicas

147 FallDeerMix, Legumes

145 FallDeerMix,AnnualGrs

146 FallDeerMix,Grs/Clover

103 Grass/Legume-Wildlife

101 Grasses for Wildlife

102 Legumes for Wildlife

Table 4. County Groups County Groups by Soil Type.

- Piedmont**
- Abbeville
- Anderson
- Cherokee
- Chester
- Edgefield
- Fairfield
- Greenville
- Greenwood
- Lancaster
- Laurens
- McCormick
- Newberry
- Oconee
- Pickens
- Saluda
- Spartanburg
- Union
- York
- Sandhills**
- Aiken
- Chesterfield
- Kershaw
- Lexington
- Richland
- Costal Plains**
- Allendale
- Bamberg
- Barnwell
- Calhoun
- Clarendon
- Darlington
- Dillon
- Florence
- Lee
- Marion
- Marlboro
- Orangeburg
- Sumter
- Lower Costal Plains**
- Beaufort
- Berkeley
- Charleston
- Colleton
- Dorchester
- Georgetown
- Hampton
- Horry
- Jasper
- Williamsburg

Table 5. Samples Analyzed According to Soil pH and by Crop Group and Soil Type.

Crop	Total	COSTAL PLAINS Soil pH Range					
		<5.0	5.1-5.5	5.6-6.0	6.1-6.5	6.6-7.0	>7.0
Az/Rhod/Cam	61	14	23	11	6	4	3
Az/Rhod/Cam (large)	7	0	2	1	1	3	0
Canola	0	0	0	0	0	0	0
Corn/Sorghum	4039	37	356	1583	1602	409	52
Cotton	6968	31	405	2582	2958	910	82

Crop Rotations	594	10	78	247	208	41	10
Diagnostic	43	2	11	14	13	3	0
Forage Legumes	45	1	7	15	12	8	2
Forages	907	27	163	337	227	121	32
Fruits/Nuts	64	4	19	19	18	3	1
General Turf	1106	129	351	323	211	70	22
General Turf (large)	41	4	10	19	5	3	0
Home Garden	629	28	126	165	143	106	61
Home Orchards	194	11	53	50	50	26	4
Ornamentals	352	40	98	92	70	32	20
Ornamentals (large)	27	1	11	4	4	6	1
Roadside Turf	1	0	1	0	0	0	0
Small Grain	271	3	45	110	84	22	7
Soybeans/Peanuts	2230	8	121	931	958	195	17
Speciality Turf	112	7	22	27	26	26	4
Temporary Grazing	61	1	2	22	24	12	0
Tobacco	40	0	1	11	16	10	2
Tobacco Bed	0	0	0	0	0	0	0
Tomato (Costal)	25	5	1	4	7	5	3
Tomato (Piedmont)	0	0	0	0	0	0	0
Trees	4	0	4	0	0	0	0
Truck Crops	458	23	93	171	120	40	11
Wildlife	409	32	104	120	87	61	5
Total	18688	418	2107	6858	6850	2116	339

LOWER COSTAL PLAINS

Soil pH Range

Crop	Total	<5.0	5.1-5.5	5.6-6.0	6.1-6.5	6.6-7.0	>7.0
Az/Rhod/Cam	312	31	59	58	61	38	65
Az/Rhod/Cam (large)	16	0	2	6	3	2	3
Canola	0	0	0	0	0	0	0
Corn/Sorghum	1346	67	213	542	436	82	6
Cotton	4278	41	182	1364	2100	547	44
Crop Rotations	122	4	16	53	44	5	0
Diagnostic	7	2	1	1	0	3	0
Forage Legumes	12	1	4	4	2	0	1
Forages	851	49	117	277	275	81	52
Fruits/Nuts	83	5	22	17	22	8	9
General Turf	3308	186	505	727	728	615	547
General Turf (large)	78	5	16	21	18	6	12
Home Garden	1294	69	176	250	236	272	291
Home Orchards	346	28	63	82	94	49	30
Ornamentals	1437	137	251	258	287	211	293
Ornamentals (large)	66	5	11	18	13	5	14
Roadside Turf	45	4	4	6	6	4	21
Small Grain	490	36	87	160	148	54	5
Soybeans/Peanuts	1939	17	71	585	970	275	21
Speciality Turf	157	5	10	36	57	34	15
Temporary Grazing	26	4	5	6	8	3	0
Tobacco	72	0	13	46	11	2	0
Tobacco Bed	1	0	0	0	1	0	0
Tomato (Costal)	64	0	4	22	22	11	5
Tomato (Piedmont)	0	0	0	0	0	0	0
Trees	19	5	5	7	2	0	0

Truck Crops	353	11	55	121	96	52	18
Wildlife	1317	207	370	335	258	112	35
Total	18039	919	2262	5002	5898	2471	1487

PIEDMONT
Soil pH Range

Crop	Total	<5.0	5.1-5.5	5.6-6.0	6.1-6.5	6.6-7.0	>7.0
Az/Rhod/Cam	102	5	29	27	24	10	7
Az/Rhod/Cam (large)	8	0	5	2	1	0	0
Canola	6	0	2	2	0	1	1
Corn/Sorghum	666	19	110	199	224	96	18
Cotton	367	10	53	96	153	49	6
Crop Rotations	57	0	3	13	31	10	0
Diagnostic	17	1	6	4	3	0	3
Forage Legumes	365	6	62	93	137	50	17
Forages	3345	98	628	1086	965	483	85
Fruits/Nuts	210	10	59	50	54	25	12
General Turf	2827	142	651	873	668	385	108
General Turf (large)	138	4	26	46	28	17	17
Home Garden	1693	50	190	360	426	405	262
Home Orchards	513	50	113	176	101	54	19
Ornamentals	773	44	137	181	176	149	86
Ornamentals (large)	32	9	3	4	8	4	4
Roadside Turf	53	4	24	11	6	1	7
Small Grain	435	19	95	114	120	72	15
Soybeans/Peanuts	48	0	10	17	10	5	6
Speciality Turf	380	12	66	150	101	46	5
Temporary Grazing	227	12	48	89	65	12	1
Tobacco	0	0	0	0	0	0	0
Tobacco Bed	0	0	0	0	0	0	0
Tomato (Costal)	58	0	5	9	20	19	5
Tomato (Piedmont)	0	0	0	0	0	0	0
Trees	6	0	3	2	1	0	0
Truck Crops	250	6	47	42	62	72	21
Wildlife	1059	73	307	298	188	144	49
Total	13635	574	2682	3944	3572	2109	754

SANDHILL
Soil pH Range

Crop	Total	<5.0	5.1-5.5	5.6-6.0	6.1-6.5	6.6-7.0	>7.0
Az/Rhod/Cam	154	23	39	47	25	16	4
Az/Rhod/Cam (large)	5	3	1	0	0	0	1
Canola	0	0	0	0	0	0	0
Corn/Sorghum	411	8	90	124	93	59	37
Cotton	164	0	33	77	33	17	4
Crop Rotations	98	7	21	27	19	11	13
Diagnostic	286	154	27	29	28	36	12
Forage Legumes	69	4	26	21	12	6	0
Forages	1099	77	231	335	303	119	34
Fruits/Nuts	77	8	23	18	10	14	4
General Turf	3300	226	738	1044	810	365	117
General Turf (large)	42	8	9	7	11	6	1
Home Garden	1059	63	182	226	248	205	135
Home Orchards	266	29	69	70	52	27	19
Ornamentals	912	112	224	248	168	106	54
Ornamentals (large)	14	5	1	4	3	0	1

Roadside Turf	115	8	52	24	8	13	10
Small Grain	180	13	60	39	50	14	4
Soybeans/Peanuts	31	1	14	10	4	2	0
Speciality Turf	139	8	18	37	33	35	8
Temporary Grazing	36	2	17	11	6	0	0
Tobacco	0	0	0	0	0	0	0
Tobacco Bed	1	0	1	0	0	0	0
Tomato (Costal)	28	0	3	7	5	9	4
Tomato (Piedmont)	0	0	0	0	0	0	0
Trees	4	1	1	1	1	0	0
Truck Crops	509	24	39	82	140	201	23
Wildlife	774	111	191	198	155	92	27
Total	9773	895	2110	2686	2217	1353	512

Table 6. P, K, Ca, and Mg Ratings.

Crop	COSTAL PLAINS																				
	Total	P Ratings					K Ratings					Ca Ratings					Mg Ratings				
		L	M	S	H	E	L	M	S	H	E	L	M	S	H	E	L	M	S	H	E
Az/Rhod/Cam	61	14	21	6	8	12	35	22	2	0	2	13	13	21	6	8	2	9	50	0	0
Az/Rhod/Cam (large)	7	1	3	1	1	1	5	2	0	0	0	0	2	3	0	2	0	1	6	0	0
Canola	0	0	0	0	0	0	0	0	0	0	0	0	0	0	0	0	0	0	0	0	0
Corn/Sorghum	4039	305	899	721	935	1179	724	2235	412	470	198	167	1267	2187	287	131	35	378	3626	0	0
Cotton	6968	402	1483	1210	1719	2154	1262	3958	651	730	367	188	2041	3964	530	245	40	607	6321	0	0
Crop Rotations	594	41	145	105	157	146	128	357	58	38	13	26	181	333	43	11	8	75	511	0	0
Diagnostic	43	16	10	8	7	2	33	7	1	1	1	13	22	8	0	0	3	10	30	0	0
Forage Legumes	45	8	11	6	5	15	18	17	6	2	2	6	10	21	3	5	1	6	38	0	0
Forages	907	154	221	134	177	221	422	371	34	36	44	102	301	387	41	76	21	97	789	0	0
Fruits/Nuts	64	8	15	6	6	29	25	31	4	3	1	5	22	24	9	4	0	9	55	0	0
General Turf	1106	484	305	110	98	109	595	432	25	36	18	189	339	406	71	101	46	155	905	0	0
General Turf (large)	41	9	12	12	4	4	31	10	0	0	0	9	14	14	1	3	0	4	37	0	0
Home Garden	629	74	75	46	82	352	221	249	35	48	76	51	143	184	43	208	16	67	546	0	0
Home Orchards	194	34	32	35	48	45	67	69	15	19	24	32	50	68	16	28	6	20	168	0	0
Ornamentals	352	99	80	55	45	73	204	120	9	10	9	58	73	113	22	86	15	59	278	0	0
Ornamentals (large)	27	2	2	5	8	10	12	14	0	0	1	3	5	11	5	3	1	3	23	0	0
Roadside Turf	1	1	0	0	0	0	1	0	0	0	0	0	1	0	0	0	0	0	1	0	0
Small Grain	271	46	64	33	41	87	69	162	18	17	5	19	100	119	21	12	3	32	236	0	0
Soybeans/Peanuts	2230	98	476	394	537	725	463	1295	181	190	101	54	701	1230	171	74	20	212	1998	0	0
Speciality Turf	112	14	18	12	25	43	76	33	1	1	1	10	36	61	2	3	1	9	102	0	0
Temporary Grazing	61	7	17	12	7	18	21	27	8	3	2	3	14	39	4	1	1	3	57	0	0
Tobacco	40	0	3	3	10	24	10	17	6	3	4	0	13	22	3	2	1	7	32	0	0
Tobacco Bed	0	0	0	0	0	0	0	0	0	0	0	0	0	0	0	0	0	0	0	0	0
Tomato (Costal)	25	2	2	5	3	13	9	10	0	3	3	4	3	9	0	9	1	1	23	0	0
Tomato (Piedmont)	0	0	0	0	0	0	0	0	0	0	0	0	0	0	0	0	0	0	0	0	0
Trees	4	4	0	0	0	0	3	0	0	1	0	0	2	2	0	0	0	0	4	0	0
Truck Crops	458	75	103	77	82	121	168	229	31	15	15	61	190	180	7	20	18	76	364	0	0
Wildlife	409	150	92	55	66	46	234	125	18	19	13	74	130	170	24	11	18	52	339	0	0
Total	18688	2048	4089	3051	4071	5429	4836	9792	1515	1645	900	1087	5673	9576	1309	1043	257	1892	16539	0	0

Crop	LOWER COSTAL PLAINS																				
	Total	P Ratings					K Ratings					Ca Ratings					Mg Ratings				
		L	M	S	H	E	L	M	S	H	E	L	M	S	H	E	L	M	S	H	E
Az/Rhod/Cam	312	44	59	28	38	143	131	139	11	14	17	11	28	66	22	185	2	18	292	0	0

Az/Rhod/Cam (large)	16	5	5	0	2	4	8	6	2	0	0	0	2	3	2	9	0	2	14	0	0
Canola	0	0	0	0	0	0	0	0	0	0	0	0	0	0	0	0	0	0	0	0	0
Corn/Sorghum	1346	292	302	215	234	303	384	678	107	125	52	133	533	538	59	83	31	151	1164	0	0
Cotton	4278	284	684	859	1436	1015	695	2223	433	539	388	95	1689	2161	230	103	22	340	3916	0	0
Crop Rotations	122	12	27	22	27	34	43	63	4	7	5	24	52	43	2	1	7	18	97	0	0
Diagnostic	7	1	1	1	1	3	5	1	0	1	0	1	1	1	1	3	0	2	5	0	0
Forage Legumes	12	2	5	2	1	2	5	4	2	1	0	2	2	5	0	3	0	0	12	0	0
Forages	851	181	159	75	130	306	380	328	38	41	64	87	220	377	64	103	26	78	747	0	0
Fruits/Nuts	83	17	15	12	6	33	39	30	7	3	4	12	18	27	3	23	1	16	66	0	0
General Turf	3308	824	682	325	436	1041	1262	1585	170	166	125	131	360	803	422	1592	40	237	3031	0	0
General Turf (large)	78	25	11	6	16	20	36	33	6	0	3	1	14	28	6	29	1	7	70	0	0
Home Garden	1294	137	135	84	144	794	348	521	81	116	228	71	132	244	94	753	22	85	1187	0	0
Home Orchards	346	48	71	29	48	150	135	132	18	26	35	22	57	102	30	135	4	30	312	0	0
Ornamentals	1437	195	177	116	199	750	592	586	71	81	107	67	121	255	102	892	20	93	1324	0	0
Ornamentals (large)	66	16	10	6	5	29	32	27	4	0	3	3	6	13	6	38	1	5	60	0	0
Roadside Turf	45	28	6	1	1	9	40	5	0	0	0	2	6	15	5	17	2	11	32	0	0
Small Grain	490	105	105	75	114	91	139	250	45	38	18	49	202	194	18	27	4	62	424	0	0
Soybeans/Peanuts	1939	106	305	388	680	460	311	994	198	256	180	45	784	959	100	51	8	172	1759	0	0
Speciality Turf	157	8	33	17	33	66	70	69	8	5	5	5	45	55	9	43	2	2	153	0	0
Temporary Grazing	26	11	7	1	5	2	15	6	4	0	1	4	7	5	2	8	1	3	22	0	0
Tobacco	72	2	7	12	13	38	8	43	10	6	5	3	47	20	1	1	2	18	52	0	0
Tobacco Bed	1	0	0	1	0	0	1	0	0	0	0	0	0	0	0	1	0	0	1	0	0
Tomato (Costal)	64	1	0	9	17	37	5	34	9	6	10	0	9	22	13	20	0	0	64	0	0
Tomato (Piedmont)	0	0	0	0	0	0	0	0	0	0	0	0	0	0	0	0	0	0	0	0	0
Trees	19	8	3	2	4	2	18	1	0	0	0	7	7	4	0	1	2	4	13	0	0
Truck Crops	353	34	38	31	71	179	111	133	35	37	37	38	78	104	38	95	8	38	307	0	0
Wildlife	1317	638	307	111	137	124	729	503	29	34	22	362	426	350	72	107	116	216	985	0	0
Total	18039	3024	3154	2428	3798	5635	5542	8394	1292	1502	1309	1175	4846	6394	1301	4323	322	1608	16109	0	0

PIEDMONT

Crop	Total	P Ratings					K Ratings					Ca Ratings					Mg Ratings				
		L	M	S	H	E	L	M	S	H	E	L	M	S	H	E	L	M	S	H	E
Az/Rhod/Cam	102	39	20	14	8	21	13	48	17	17	7	7	11	22	11	51	4	9	89	0	0
Az/Rhod/Cam (large)	8	4	3	1	0	0	1	2	1	3	1	1	0	4	1	2	1	0	7	0	0
Canola	6	6	0	0	0	0	5	1	0	0	0	4	0	0	1	1	0	1	5	0	0
Corn/Sorghum	666	111	75	56	68	356	148	317	60	68	73	29	128	325	75	109	11	55	600	0	0
Cotton	367	100	66	39	37	125	79	203	20	39	26	29	97	178	41	22	6	34	327	0	0
Crop Rotations	57	17	11	9	10	10	15	31	6	1	4	2	11	33	10	1	0	4	53	0	0
Diagnostic	17	12	3	0	0	2	8	4	2	1	2	0	8	3	2	4	0	2	15	0	0
Forage Legumes	365	154	67	36	45	63	64	179	37	50	35	21	62	159	48	75	7	12	346	0	0
Forages	3345	1213	526	286	319	1001	778	1280	314	398	575	197	580	1517	406	645	47	187	3111	0	0
Fruits/Nuts	210	79	37	25	19	50	45	92	23	26	24	29	56	73	17	35	6	27	177	0	0
General Turf	2827	1243	564	239	298	483	322	1314	380	502	309	158	466	1048	411	744	29	276	2522	0	0
General Turf (large)	138	57	34	12	17	18	24	62	17	14	21	17	37	47	12	25	5	31	102	0	0
Home Garden	1693	343	211	120	206	813	155	570	136	254	578	56	171	406	151	909	21	99	1573	0	0
Home Orchards	513	285	68	23	42	95	115	222	47	35	94	63	117	161	50	122	10	74	429	0	0
Ornamentals	773	268	141	49	65	250	109	322	83	110	149	34	74	178	77	410	12	63	698	0	0
Ornamentals (large)	32	6	9	3	3	11	6	11	2	4	9	4	1	9	4	14	0	2	30	0	0
Roadside Turf	53	46	6	0	0	1	27	23	3	0	0	16	19	13	4	1	3	14	36	0	0

Small Grain	435	98	71	55	58	153	130	189	38	45	33	43	82	207	59	44	11	45	379	0	0
Soybeans/Peanuts	48	22	8	5	1	12	11	17	7	5	8	3	12	19	9	5	1	3	44	0	0
Speciality Turf	380	173	49	27	43	88	68	178	65	35	34	44	117	137	25	57	14	102	264	0	0
Temporary Grazing	227	68	31	24	22	82	68	88	16	16	39	8	40	125	29	25	1	14	212	0	0
Tobacco	0	0	0	0	0	0	0	0	0	0	0	0	0	0	0	0	0	0	0	0	0
Tobacco Bed	0	0	0	0	0	0	0	0	0	0	0	0	0	0	0	0	0	0	0	0	0
Tomato (Costal)	58	10	19	8	4	17	10	35	5	4	4	1	7	37	3	10	2	0	56	0	0
Tomato (Piedmont)	0	0	0	0	0	0	0	0	0	0	0	0	0	0	0	0	0	0	0	0	0
Trees	6	6	0	0	0	0	3	0	1	0	2	2	2	1	1	0	0	2	4	0	0
Truck Crops	250	78	47	29	22	74	43	134	15	20	38	16	47	129	18	40	1	27	222	0	0
Wildlife	1059	653	187	61	57	101	340	511	68	93	47	109	320	437	93	100	14	117	928	0	0
Total	13635	5091	2253	1121	1344	3826	2587	5833	1363	1740	2112	893	2465	5268	1558	3451	206	1200	12229	0	0

SANDHILL

Crop	Total	P Ratings					K Ratings					Ca Ratings					Mg Ratings				
		L	M	S	H	E	L	M	S	H	E	L	M	S	H	E	L	M	S	H	E
Az/Rhod/Cam	154	64	33	11	12	34	90	51	3	3	7	26	27	51	17	33	11	20	123	0	0
Az/Rhod/Cam (large)	5	4	0	0	1	0	5	0	0	0	0	3	1	0	0	1	3	0	2	0	0
Canola	0	0	0	0	0	0	0	0	0	0	0	0	0	0	0	0	0	0	0	0	0
Corn/Sorghum	411	89	87	45	78	112	151	124	27	55	54	75	117	138	29	52	31	64	316	0	0
Cotton	164	25	43	19	31	46	80	47	13	11	13	28	59	58	5	14	4	28	132	0	0
Crop Rotations	98	11	14	14	35	24	43	36	10	5	4	13	25	34	2	24	5	10	83	0	0
Diagnostic	286	126	49	16	22	73	179	79	9	9	10	145	66	50	13	12	65	93	128	0	0
Forage Legumes	69	27	26	3	4	9	24	29	2	8	6	11	21	27	5	5	0	11	58	0	0
Forages	1099	288	217	111	118	365	659	331	46	33	30	240	295	384	80	100	88	154	857	0	0
Fruits/Nuts	77	20	7	4	17	29	37	28	5	3	4	16	22	24	5	10	5	18	54	0	0
General Turf	3300	1854	743	252	227	224	1732	1313	102	82	71	393	865	1333	303	406	119	512	2669	0	0
General Turf (large)	42	21	9	2	4	6	25	13	2	0	2	11	12	14	1	4	5	5	32	0	0
Home Garden	1059	181	138	81	135	524	414	348	51	63	183	98	173	246	81	461	28	102	929	0	0
Home Orchards	266	98	47	23	28	70	163	70	6	3	24	70	63	55	22	56	30	48	188	0	0
Ornamentals	912	379	174	69	73	217	476	276	52	24	84	143	169	239	76	285	65	138	709	0	0
Ornamentals (large)	14	4	3	2	5	0	10	2	0	1	1	3	6	0	0	5	3	0	11	0	0
Roadside Turf	115	89	16	0	4	6	89	24	0	0	2	24	43	30	4	14	8	25	82	0	0
Small Grain	180	45	27	23	34	51	68	83	11	9	9	36	47	75	12	10	15	25	140	0	0
Soybeans/Peanuts	31	8	8	3	5	7	20	9	1	0	1	10	10	10	0	1	4	10	17	0	0
Speciality Turf	139	50	32	12	28	17	69	60	4	6	0	24	51	32	11	21	5	29	105	0	0
Temporary Grazing	36	13	7	2	2	12	17	12	1	3	3	12	13	10	1	0	1	5	30	0	0
Tobacco	0	0	0	0	0	0	0	0	0	0	0	0	0	0	0	0	0	0	0	0	0
Tobacco Bed	1	0	1	0	0	0	1	0	0	0	0	0	1	0	0	0	0	0	1	0	0
Tomato (Costal)	28	1	3	2	6	16	10	10	0	1	7	1	7	6	4	10	0	2	26	0	0
Tomato (Piedmont)	0	0	0	0	0	0	0	0	0	0	0	0	0	0	0	0	0	0	0	0	0
Trees	4	4	0	0	0	0	3	0	0	1	0	2	2	0	0	0	1	0	3	0	0
Truck Crops	509	36	36	24	40	373	161	248	31	37	32	56	85	265	58	45	12	35	462	0	0
Wildlife	774	418	175	69	64	48	432	277	28	22	15	175	220	273	54	52	64	106	604	0	0
Total	9773	3855	1895	787	973	2263	4958	3470	404	379	562	1615	2400	3354	783	1621	572	1440	7761	0	0

Table 7. Samples Analyzed According to Zn, Mn, and B Levels by Crop Group and Soil Type.

Crop	Total	COSTAL PLAINS							
		Zn (lbs/A)		Mn (lbs/A)		B (lbs/A)			
		<1.6 I	>=1.6 S	<6.0 I	>=6.0 S	0-0.1	0.1-0.5	0.5-1.0	>=1.0
Az/Rhod/Cam	61	5	56	11	50	10	31	16	4
Az/Rhod/Cam (large)	7	0	7	4	3	0	5	2	0

Canola	0	0	0	0	0	0	0	0	0
Corn/Sorghum	4039	78	3961	231	3808	406	2948	635	50
Cotton	6968	102	6866	308	6660	590	5207	1093	78
Crop Rotations	594	20	574	34	560	43	495	54	2
Diagnostic	43	12	31	15	28	16	26	1	0
Forage Legumes	45	3	42	5	40	6	37	1	1
Forages	907	67	840	130	777	193	601	103	10
Fruits/Nuts	64	1	63	9	55	7	44	13	0
General Turf	1106	95	1011	165	941	174	746	161	25
General Turf (large)	41	1	40	5	36	4	23	14	0
Home Garden	629	19	610	40	589	70	318	116	125
Home Orchards	194	9	185	23	171	21	122	32	19
Ornamentals	352	28	324	45	307	58	182	67	45
Ornamentals (large)	27	0	27	4	23	4	17	5	1
Roadside Turf	1	0	1	0	1	0	1	0	0
Small Grain	271	7	264	17	254	33	201	35	2
Soybeans/Peanuts	2230	26	2204	123	2107	238	1658	298	36
Speciality Turf	112	4	108	21	91	32	71	9	0
Temporary Grazing	61	7	54	8	53	8	46	6	1
Tobacco	40	0	40	0	40	3	34	3	0
Tobacco Bed	0	0	0	0	0	0	0	0	0
Tomato (Costal)	25	1	24	3	22	3	16	3	3
Tomato (Piedmont)	0	0	0	0	0	0	0	0	0
Trees	4	0	4	0	4	1	3	0	0
Truck Crops	458	22	436	74	384	66	339	37	16
Wildlife	409	66	343	39	370	81	300	28	0
Total	18688	573	18115	1314	17374	2067	13471	2732	418

LOWER COSTAL PLAINS

Crop	Total	Zn (lbs/A)		Mn (lbs/A)		B (lbs/A)			
		<1.6	>=1.6	<6.0	>=6.0	0-0.1	0.1-0.5	0.5-1.0	>=1.0
		I	S	I	S				
Az/Rhod/Cam	312	12	300	35	277	17	88	74	133
Az/Rhod/Cam (large)	16	2	14	4	12	0	6	3	7
Canola	0	0	0	0	0	0	0	0	0
Corn/Sorghum	1346	87	1259	401	945	315	899	89	43
Cotton	4278	91	4187	394	3884	370	3502	393	13
Crop Rotations	122	17	105	33	89	27	86	7	2
Diagnostic	7	2	5	1	6	1	2	2	2
Forage Legumes	12	3	9	2	10	1	10	0	1
Forages	851	106	745	159	692	175	475	155	46
Fruits/Nuts	83	8	75	25	58	17	40	12	14
General Turf	3308	243	3065	686	2622	232	1208	1078	790
General Turf (large)	78	14	64	21	57	7	44	16	11
Home Garden	1294	60	1234	187	1107	96	422	262	514
Home Orchards	346	26	320	82	264	38	118	104	86
Ornamentals	1437	79	1358	193	1244	78	406	410	543
Ornamentals (large)	66	5	61	13	53	1	20	27	18
Roadside Turf	45	11	34	13	32	2	28	14	1
Small Grain	490	53	437	96	394	88	331	55	16
Soybeans/Peanuts	1939	26	1913	140	1799	184	1575	163	17
Speciality Turf	157	5	152	17	140	10	78	49	20
Temporary Grazing	26	4	22	6	20	7	10	4	5
Tobacco	72	3	69	18	54	18	52	2	0

Tobacco Bed	1	0	1	0	1	0	1	0	0
Tomato (Costal)	64	0	64	16	48	3	36	16	9
Tomato (Piedmont)	0	0	0	0	0	0	0	0	0
Trees	19	8	11	17	2	6	12	1	0
Truck Crops	353	15	338	73	280	50	188	73	42
Wildlife	1317	383	934	551	766	306	803	156	52
Total	18039	1263	16776	3183	14856	2049	10440	3165	2385

PIEDMONT

Crop	Total	Zn(lbs/A)		Mn (lbs/A)		B (lbs/A)			
		<1.6 I	>=1.6 S	<6.0 I	>=6.0 S	0-0.1	0.1-0.5	0.5-1.0	>=1.0
Az/Rhod/Cam	102	4	98	0	102	5	31	40	26
Az/Rhod/Cam (large)	8	0	8	0	8	1	5	1	1
Canola	6	1	5	0	6	0	4	2	0
Corn/Sorghum	666	21	645	2	664	27	377	217	45
Cotton	367	11	356	2	365	8	202	139	18
Crop Rotations	57	2	55	1	56	0	30	21	6
Diagnostic	17	6	11	1	16	1	7	6	3
Forage Legumes	365	30	335	1	364	3	186	140	36
Forages	3345	238	3107	60	3285	93	1760	1211	281
Fruits/Nuts	210	17	193	7	203	14	120	49	27
General Turf	2827	164	2663	41	2786	105	1392	1065	265
General Turf (large)	138	24	114	8	130	17	70	34	17
Home Garden	1693	50	1643	17	1676	38	472	484	699
Home Orchards	513	61	452	14	499	19	259	148	87
Ornamentals	773	40	733	7	766	22	253	263	235
Ornamentals (large)	32	0	32	4	28	0	16	4	12
Roadside Turf	53	25	28	11	42	20	30	3	0
Small Grain	435	22	413	3	432	14	220	171	30
Soybeans/Peanuts	48	4	44	2	46	2	30	15	1
Speciality Turf	380	24	356	29	351	105	195	72	8
Temporary Grazing	227	6	221	0	227	7	125	88	7
Tobacco	0	0	0	0	0	0	0	0	0
Tobacco Bed	0	0	0	0	0	0	0	0	0
Tomato (Costal)	58	0	58	1	57	1	34	19	4
Tomato (Piedmont)	0	0	0	0	0	0	0	0	0
Trees	6	2	4	0	6	1	3	1	1
Truck Crops	250	6	244	6	244	8	139	72	31
Wildlife	1059	222	837	11	1048	25	728	276	30
Total	13635	980	12655	228	13407	536	6688	4541	1870

SANDHILL

Crop	Total	Zn(lbs/A)		Mn (lbs/A)		B (lbs/A)			
		<1.6 I	>=1.6 S	<6.0 I	>=6.0 S	0-0.1	0.1-0.5	0.5-1.0	>=1.0
Az/Rhod/Cam	154	7	147	19	135	25	85	26	18
Az/Rhod/Cam (large)	5	3	2	2	3	3	2	0	0
Canola	0	0	0	0	0	0	0	0	0
Corn/Sorghum	411	42	369	56	355	96	234	69	12
Cotton	164	11	153	28	136	41	97	22	4
Crop Rotations	98	5	93	9	89	23	67	8	0
Diagnostic	286	143	143	120	166	97	142	37	10
Forage Legumes	69	8	61	4	65	13	43	11	2
Forages	1099	144	955	167	932	273	718	83	25

Fruits/Nuts	77	4	73	4	73	10	54	11	2
General Turf	3300	204	3096	438	2862	471	2029	656	144
General Turf (large)	42	2	40	4	38	14	23	2	3
Home Garden	1059	33	1026	60	999	115	419	228	297
Home Orchards	266	30	236	41	225	58	122	53	33
Ornamentals	912	69	843	82	830	129	417	207	159
Ornamentals (large)	14	2	12	1	13	5	5	2	2
Roadside Turf	115	37	78	35	80	38	57	18	2
Small Grain	180	17	163	20	160	33	106	37	4
Soybeans/Peanuts	31	6	25	4	27	15	15	1	0
Speciality Turf	139	13	126	23	116	20	85	22	12
Temporary Grazing	36	9	27	0	36	10	25	1	0
Tobacco	0	0	0	0	0	0	0	0	0
Tobacco Bed	1	0	1	0	1	0	1	0	0
Tomato (Costal)	28	0	28	2	26	2	13	6	7
Tomato (Piedmont)	0	0	0	0	0	0	0	0	0
Trees	4	3	1	0	4	0	4	0	0
Truck Crops	509	16	493	33	476	37	319	122	31
Wildlife	774	169	605	82	692	145	529	70	30
Total	9773	977	8796	1234	8539	1673	5611	1692	797

Table 8. Samples Analyzed for sulfate sulfur.

Top Soils Samples S(lbs/A)			Sub Soil Samples S(lbs/A)		
<20	>=20	Total	<40	>=40	Total
54 (63.53%)	31 (36.47%)	85	0 (.%)	0 (.%)	0

Table 9. Total Samples Calculated According to Cation Exchange Capacity (CEC) Values by Soil Type.

	CEC (meq/100g)		
	0-2	2-5	>5
COSTAL PLAINS	17	4642	4793
LOWER COSTAL PLAINS	14	3214	7608
PIEDMONT	25	1534	8365
SANDHILL	112	3287	4446

Table 10. Total Samples Calculated According to Percent Base Saturation Values by Soil Type.

	% Base Saturation		
	<33%	34-65%	>66%
COSTAL PLAINS	560	5000	3855
LOWER COSTAL PLAINS	954	4836	4979
PIEDMONT	611	4712	4533
SANDHILL	995	3623	3157

Table 11. Total Analyses

Analysis	Total
Standard Soil Test	55499
Organic Matter	594
Nitrate Nitrogen	1030
Soluble Salts	174
Extractable Sulfate Sulfur	85
pH Only	30
Pond Bottom	62

Shrimp Pond	0
Soilless Mixes	164
Bulk Density	5

Table 12. Table 12. Total per Crop Analyzed for County and Account Samples.

CropName	Num Samples
Agronomic Crops	
050 - Alfalfa	76
005 - Annual Legume/Sum Grass	50
006 - Annual Legume/Win Grass	62
007 - Annual Legumes	48
033 - Bahiagrass Pasture	293
036 - Bermuda/Bahiagrass-Hay	1350
034 - Bermudagrass Pasture	1167
035 - Bermudagrass, Estab.	188
104 - Canola	160
010 - Common Lespedeza	1
023 - Corn for Silage	315
021 - Corn in Rotation	33
C100 - Corn, Grain - 100 bu/A	748
C105 - Corn, Grain - 105 bu/A	0
C110 - Corn, Grain - 110 bu/A	66
C115 - Corn, Grain - 115 bu/A	0
C120 - Corn, Grain - 120 bu/A	723
C125 - Corn, Grain - 125 bu/A	0
C130 - Corn, Grain - 130 bu/A	371
C135 - Corn, Grain - 135 bu/A	0
C140 - Corn, Grain - 140 bu/A	215
C145 - Corn, Grain - 145 bu/A	0
C150 - Corn, Grain - 150 bu/A	5925
C155 - Corn, Grain - 155 bu/A	0
C160 - Corn, Grain - 160 bu/A	63
C165 - Corn, Grain - 165 bu/A	0
C170 - Corn, Grain - 170 bu/A	59
C175 - Corn, Grain - 175 bu/A	0
C180 - Corn, Grain - 180 bu/A	73
C185 - Corn, Grain - 185 bu/A	0
C190 - Corn, Grain - 190 bu/A	1
C195 - Corn, Grain - 195 bu/A	0
C200 - Corn, Grain - 200 bu/A	195
C205 - Corn, Grain - 205 bu/A	0
C210 - Corn, Grain - 210 bu/A	3
C215 - Corn, Grain - 215 bu/A	0
C220 - Corn, Grain - 220 bu/A	11
C225 - Corn, Grain - 225 bu/A	0
C230 - Corn, Grain - 230 bu/A	0
C235 - Corn, Grain - 235 bu/A	0
C240 - Corn, Grain - 240 bu/A	21
C245 - Corn, Grain - 245 bu/A	0
C250 - Corn, Grain - 250 bu/A	1271
C255 - Corn, Grain - 255 bu/A	0
C260 - Corn, Grain - 260 bu/A	0
C265 - Corn, Grain - 265 bu/A	0
C270 - Corn, Grain - 270 bu/A	0

C275 - Corn, Grain - 275 bu/A	0
C280 - Corn, Grain - 280 bu/A	0
C285 - Corn, Grain - 285 bu/A	0
C290 - Corn, Grain - 290 bu/A	0
C295 - Corn, Grain - 295 bu/A	0
C300 - Corn, Grain - 300 bu/A	0
C80 - Corn, Grain - 80 bu/A	235
C85 - Corn, Grain - 85 bu/A	0
C90 - Corn, Grain - 90 bu/A	22
C95 - Corn, Grain - 95 bu/A	0
001 - Cotton - Dryland	4626
002 - Cotton - Irrigated	854
C1100 - Cotton 1100 lbs/A	0
C1200 - Cotton 1200 lbs/A	0
C1300 - Cotton 1300 lbs/A	0
C1400 - Cotton 1400 lbs/A	0
C1500 - Cotton 1500 lbs/A	0
C1600 - Cotton 1600 lbs/A	0
C1700 - Cotton 1700 lbs/A	0
C1800 - Cotton 1800 lbs/A	0
C1900 - Cotton 1900 lbs/A	0
C2000 - Cotton 2000 lbs/A	0
C600 - Cotton 600 lbs/A	0
C700 - Cotton 700 lbs/A	0
C800 - Cotton 800 lbs/A	0
C900 - Cotton 900 lbs/A	0
049 - Fescue Hay	0
031 - Fescue,CoolSeasonPasture	1853
025 - Grain Sorghum	175
037 - Grass-Clover Pasture	45
032 - Orchardgrass	22
008 - Peanuts	300
P1000 - Peanuts 1000 lbs/A	0
P1500 - Peanuts 1500 lbs/A	0
P2000 - Peanuts 2000 lbs/A	0
P2500 - Peanuts 2500 lbs/A	0
P3000 - Peanuts 3000 lbs/A	0
P3500 - Peanuts 3500 lbs/A	0
P4000 - Peanuts 4000 lbs/A	0
P4500 - Peanuts 4500 lbs/A	0
P5000 - Peanuts 5000 lbs/A	0
P5500 - Peanuts 5500 lbs/A	0
P6000 - Peanuts 6000 lbs/A	0
009 - Perennial Peanuts	9
012 - Rice, Upland Irrigated	5
011 - Sericea Lespedeza	6
003 - Sesame	4
029 - Small Grain	1333
030 - Small Grain in Rotation	4211
097 - Small Grain Silage	10
024 - Sorghum for Silage	73
S100 - Soybeans 100 bu/A	0
S15 - Soybeans 15 bu/A	0

S20 - Soybeans 20 bu/A	0
S25 - Soybeans 25 bu/A	0
S30 - Soybeans 30 bu/A	171
S35 - Soybeans 35 bu/A	0
S40 - Soybeans 40 bu/A	427
S45 - Soybeans 45 bu/A	0
S50 - Soybeans 50 bu/A	431
S55 - Soybeans 55 bu/A	0
S60 - Soybeans 60 bu/A	110
S65 - Soybeans 65 bu/A	0
S70 - Soybeans 70 bu/A	5
S75 - Soybeans 75 bu/A	0
S80 - Soybeans 80 bu/A	51
S85 - Soybeans 85 bu/A	0
S90 - Soybeans 90 bu/A	0
S95 - Soybeans 95 bu/A	0
019 - Soybeans/Sorghum-Silage	28
027 - Sugarcane	6
028 - Sunflowers	79
026 - Sweet Sorghum	23
039 - Temp Annual Graze-Sum	31
038 - Temp Annual Graze-Winter	109
099 - Tobacco	126
T1500 - Tobacco 1500 lbs/A	0
T2000 - Tobacco 2000 lbs/A	0
T2500 - Tobacco 2500 lbs/A	0
T3000 - Tobacco 3000 lbs/A	0
T3500 - Tobacco 3500 lbs/A	0
T4000 - Tobacco 4000 lbs/A	0
098 - Tobacco Bed	0
Truck Crops	
051 - Asparagus, Establishment	8
066 - Asparagus, Maintenance	7
060 - Beets	22
061 - Broccoli	15
120 - Brussel Sprouts	0
062 - Cabbage	21
052 - Cantaloupes (bareground)	19
132 - Cantaloupes (plasticulture)	16
063 - Carrots	31
079 - Cauliflower	0
064 - Collards	209
053 - Cucumbers (bareground)	8
133 - Cucumbers (plasticulture)	3
065 - Eggplant (bareground)	1
134 - Eggplant (plasticulture)	0
126 - English Pea	7
067 - Green Onions	14
072 - Greens	84
095 - Irish Potatoes (clay)	11
122 - Leek	11
054 - Lettuce	57
055 - Lima Beans	18

121 - Mustard	14
056 - Okra	20
068 - Onions	10
127 - Parsley	30
125 - Parsnip	0
069 - Pepper (bareground)	13
131 - Pepper (plasticulture)	2
070 - Pole Beans	6
014 - Pumpkins	28
130 - Radish	2
124 - Rutabaga	0
057 - Snapbeans	3
073 - Southern Peas	33
071 - Spinach	2
058 - Squash (winter)	11
129 - Summer Squash	17
075 - Sweet Corn	134
076 - Sweet Potatoes	9
078 - Tomato (bareground)	85
128 - Tomatoes (plasticulture)	32
123 - Turnips	17
059 - Watermelons	113

Fruit and Nut Crops

080 - Apples	18
082 - Blueberries(acre)	51
084 - Grapes(Bunch/Muscadine)	50
013 - Kiwi	1
085 - Nectarines	1
086 - Peaches	71
081 - Pears	8
088 - Pecans	106
087 - Plums	8
074 - Strawberries(acre)	8

Golf Course, and Other Turf Crops

040 - Athletic Fields	525
042 - Bentgrass Golf Green(acre)	525
111 - Bentgrass Golf Green(sq ft)	81
043 - BermudaGolfGrn/Tee(acre)	272
106 - Carpetgrass(acre-clay)	4
107 - Centipedegrass(acre-clay)	62
112 - CoolSeasonGrsmaint(acre)	64
041 - Golf Fairway	25
045 - Roadside Turf Estab.	138
046 - Roadside Turf Maint.	5
105 - StAugustineGrsmaint	23
113 - Turf Establishment(acre)	16
114 - WarmSeasonGrsmaint(acre)	206

Nurseries

108 - Annual Flowers/Roses(acre)	40
109 - Azalea,Rhod,Camellia(acre)	25
110 - Perennial Flowers(acre)	52
117 - Shrubs(acre)	46

Wildlife

140 - DoveField,Corn/Sorghum	329
141 - DoveField,Sunflower	329
142 - Fall Deer, Alfalfa	20
143 - Fall Deer, ForageChicory	44
144 - FallDeerMix, Brassicas	45
147 - FallDeerMix, Legumes	168
145 - FallDeerMix,AnnualGrs	433
146 - FallDeerMix,Grs/Clover	229
103 - Grass/Legume-Wildlife	214
101 - Grasses for Wildlife	206
102 - Legumes for Wildlife	252

Trees

092 - Christmas Trees	252
-----------------------	-----

Homeowner

017 - Annual Flowers/Roses(sq ft)	526
205 - Apple Trees	65
096 - Azalea,Rhod,Camellia(sq ft)	428
118 - BermudaGolfGrn/Tee(sq ft)	257
202 - Blackberries	35
203 - Blueberries(sq ft)	277
093 - Carpetgrass(sq ft)	39
094 - Centipedegrass(sq ft)	4166
044 - CoolSeasonGrsMaint(sq ft)	1287
206 - Fig Trees	28
204 - Grapes	107
090 - Home Garden (Inorganic)	4914
091 - Home Garden (Organic)	1
018 - Ornamental/Shade Trees	1
212 - Palm Trees	39
208 - Peach Trees	132
207 - Pear Trees	23
210 - Pecan Trees	102
016 - Perennial Flowers(sq ft)	102
211 - Pine Trees	100
209 - Plum Trees	21
015 - Shrubs(sq ft)	748
119 - St. Augustinegrass(sq ft)	1119
201 - Strawberries(sq ft)	25
047 - Turf Establishment(sq ft)	205
048 - WarmSeasonGrsMaint(sq ft)	2982

This document was generated on 1/6/2014 11:43:58 AM.