













-  [Table 1. Total Number of Samples Analyzed](#)
-  [Table 2. Total Number of Samples Analyzed by Month](#)
-  [Table 3. Crop Groups](#)
-  [Table 4. County Groups](#)
-  [Table 5. pH Values](#)
-  [Table 6. P, K, Ca, and Mg Ratings](#)
-  [Table 7. Zn, Mn, and B Levels](#)
-  [Table 8. Samples Analyzed for sulfate sulfur](#)
-  [Table 9. Cation Exchange Capacity \(CEC\) Values](#)
-  [Table 10. Percent Base Saturation Values](#)
-  [Table 11. Total Analyses Including County and Research Samples](#)
-  [Table 12. Total per Crop Analyzed for County and Account Samples](#)

Table 1. Total Number of Samples Analyzed.

	Sample Number Totals	Large Area Crop Codes	Small Area Crop Codes	Diagnostic Reports
Counties				
Abbeville	79	52	25	2
Aiken	1238	202	1035	1
Allendale	402	388	13	1
Anderson	208	92	116	0
Bamberg	299	264	35	0
Barnwell	124	108	15	1
Beaufort	558	179	373	6
Berkeley	179	57	118	4
Calhoun	796	756	40	0
Charleston	2316	180	2123	13
Cherokee	128	116	12	0
Chester	84	63	21	0
Chesterfield	118	87	30	1
Clarendon	308	159	148	1
Colleton	330	280	50	0
Darlington	217	138	79	0
Dillon	23	6	16	1
Dorchester	330	76	254	0
Edgefield	336	294	42	0
Fairfield	24	21	3	0
Florence	473	243	189	41
Georgetown	293	209	80	4
Greenville	1767	363	1386	18
Greenwood	87	54	33	0
Hampton	1918	1873	45	0
Horry	512	283	224	5
Jasper	344	38	304	2
Kershaw	410	306	98	6
Lancaster	251	172	73	6
Laurens	153	95	58	0

Lee	466	419	47	0
Lexington	2105	664	1440	1
Marion	515	477	38	0
Marlboro	14	3	11	0
McCormick	20	13	7	0
Newberry	571	513	54	4
Oconee	177	103	72	2
Orangeburg	702	622	60	20
Pickens	103	34	69	0
Richland	1937	156	1779	2
Saluda	159	145	14	0
Spartanburg	429	238	190	1
Sumter	353	174	178	1
Union	69	39	30	0
Williamsburg	37	35	2	0
York	360	215	145	0
Prepaid	8568	3623	4051	894
Accounts	3912	916	2144	852
SubTotal	34802	15543	17369	1890
Research	1386	824	171	391
Plant Problem Clinic	0	0	0	0
Checks & Blanks	681	79	1	601
Total Samples Analyzed	36869	16446	17541	2882

Table 2. Total Number of Samples Analyzed by Month.

Month	Samples
January	6204
Feburary	6110
March	5221
April	2300
May	1608
June	1716
July	1405
August	1805
September	2130
October	2410
November	3102
December	2912
Total	36923

Table 3. Crop Groups Used in Summarizing Soil Analysis Data.

Az/Rhod/Cam

096 Azalea,Rhod,Camellia(sq ft)

Az/Rhod/Cam (large)

109 Azalea,Rhod,Camellia(acre)

Canola

104 Canola

Corn/Sorghum

023 Corn for Silage

C100 Corn, Grain - 100 bu/A

C105 Corn, Grain - 105 bu/A

C110 Corn, Grain - 110 bu/A

C115 Corn, Grain - 115 bu/A

C120 Corn, Grain - 120 bu/A

C125 Corn, Grain - 125 bu/A

C130 Corn, Grain - 130 bu/A

C135 Corn, Grain - 135 bu/A

C140 Corn, Grain - 140 bu/A

C145 Corn, Grain - 145 bu/A

C150 Corn, Grain - 150 bu/A

C155 Corn, Grain - 155 bu/A

C160 Corn, Grain - 160 bu/A

C165 Corn, Grain - 165 bu/A

C170 Corn, Grain - 170 bu/A

C175 Corn, Grain - 175 bu/A

C180 Corn, Grain - 180 bu/A

C185 Corn, Grain - 185 bu/A
C190 Corn, Grain - 190 bu/A
C195 Corn, Grain - 195 bu/A
C200 Corn, Grain - 200 bu/A
C205 Corn, Grain - 205 bu/A
C210 Corn, Grain - 210 bu/A
C215 Corn, Grain - 215 bu/A
C220 Corn, Grain - 220 bu/A
C225 Corn, Grain - 225 bu/A
C230 Corn, Grain - 230 bu/A
C235 Corn, Grain - 235 bu/A
C240 Corn, Grain - 240 bu/A
C245 Corn, Grain - 245 bu/A
C250 Corn, Grain - 250 bu/A
C255 Corn, Grain - 255 bu/A
C260 Corn, Grain - 260 bu/A
C265 Corn, Grain - 265 bu/A
C270 Corn, Grain - 270 bu/A
C275 Corn, Grain - 275 bu/A
C280 Corn, Grain - 280 bu/A
C285 Corn, Grain - 285 bu/A
C290 Corn, Grain - 290 bu/A
C295 Corn, Grain - 295 bu/A
C300 Corn, Grain - 300 bu/A
C80 Corn, Grain - 80 bu/A
C85 Corn, Grain - 85 bu/A
C90 Corn, Grain - 90 bu/A
C95 Corn, Grain - 95 bu/A
025 Grain Sorghum
C101 Hemp
024 Sorghum for Silage
019 Soybeans/Sorghum-Silage
027 Sugarcane
026 Sweet Sorghum

Cotton

001 Cotton - Dryland
002 Cotton - Irrigated
C1100 Cotton 1100 lbs/A
C1200 Cotton 1200 lbs/A
C1300 Cotton 1300 lbs/A
C1400 Cotton 1400 lbs/A
C1500 Cotton 1500 lbs/A
C1600 Cotton 1600 lbs/A
C1700 Cotton 1700 lbs/A
C1800 Cotton 1800 lbs/A
C1900 Cotton 1900 lbs/A
C2000 Cotton 2000 lbs/A
C600 Cotton 600 lbs/A
C700 Cotton 700 lbs/A
C800 Cotton 800 lbs/A
C900 Cotton 900 lbs/A
S100 Soybeans 100 bu/A
S15 Soybeans 15 bu/A
S20 Soybeans 20 bu/A
S25 Soybeans 25 bu/A
S30 Soybeans 30 bu/A
S35 Soybeans 35 bu/A
S40 Soybeans 40 bu/A
S45 Soybeans 45 bu/A
S50 Soybeans 50 bu/A
S55 Soybeans 55 bu/A
S60 Soybeans 60 bu/A
S65 Soybeans 65 bu/A
S70 Soybeans 70 bu/A
S75 Soybeans 75 bu/A
S80 Soybeans 80 bu/A
S85 Soybeans 85 bu/A
S90 Soybeans 90 bu/A
S95 Soybeans 95 bu/A

Crop Rotations

021 Corn in Rotation
030 Small Grain in Rotation

Diagnostic

000 Diagnostic
P1500 Peanuts 1500 lbs/A

P2000 Peanuts 2000 lbs/A
P2500 Peanuts 2500 lbs/A
P3000 Peanuts 3000 lbs/A
P3500 Peanuts 3500 lbs/A
P4000 Peanuts 4000 lbs/A
P4500 Peanuts 4500 lbs/A
P5000 Peanuts 5000 lbs/A
P5500 Peanuts 5500 lbs/A
P6000 Peanuts 6000 lbs/A

Forage Legumes

050 Alfalfa
005 Annual Legume/Sum Grass
006 Annual Legume/Win Grass
007 Annual Legumes
010 Common Lespedeza
037 Grass-Clover Pasture
011 Sericea Lespedeza

Forages

033 Bahiagrass Pasture
036 Bermuda/Bahiagrass-Hay
034 Bermudagrass Pasture
035 Bermudagrass, Estab.
049 Fescue Hay
031 Fescue,CoolSeasonPasture
032 Orchardgrass

Fruits/Nuts

080 Apples
082 Blueberries(acre)
084 Grapes(Bunch/Muscadine)
013 Kiwi
085 Nectarines
086 Peaches
081 Pears
088 Pecans
087 Plums
074 Strawberries(acre)

General Turf

093 Carpetgrass(sq ft)
094 Centipedegrass(sq ft)
044 CoolSeasonGrsmaint(sq ft)
119 St. Augustinegrass(sq ft)
047 Turf Establishment(sq ft)
048 WarmSeasonGrsmaint(sq ft)

General Turf (large)

106 Carpetgrass(acre-clay)
106 Carpetgrass(acre-sand)
107 Centipedegrass(acre-clay)
107 Centipedegrass(acre-sand)
112 CoolSeasonGrsmaint(acre)
105 StAugustineGrsmaint(acre)
113 Turf Establishment(acre)
114 WarmSeasonGrsmaint(acre)

Home Garden

090 Home Garden (Inorganic)
091 Home Garden (Organic)

Home Orchards

205 Apple Trees
202 Blackberries
203 Blueberries(sq ft)
206 Fig Trees
204 Grapes
208 Peach Trees
207 Pear Trees
210 Pecan Trees
209 Plum Trees
201 Strawberries(sq ft)

Ornamentals

017 Annual Flowers/Roses(sq ft)
018 Ornamental/Shade Trees
212 Palm Trees
016 Perennial Flowers(sq ft)
211 Pine Trees
015 Shrubs(sq ft)

Ornamentals (large)

108 Annual Flowers/Roses(acre)

110 Perennial Flowers(acre)

117 Shrubs(acre)

Roadside Turf

045 Roadside Turf Estab.

046 Roadside Turf Maint.

Small Grain

012 Rice, Upland Irrigated

003 Sesame

029 Small Grain

097 Small Grain Silage

Soybeans/Peanuts

008 Peanuts

P1000 Peanuts 1000 lbs/A

009 Perennial Peanuts

028 Sunflowers

Speciality Turf

040 Athletic Fields

042 Bentgrass Golf Green(acre)

111 Bentgrass Golf Green(sq ft)

043 BermudaGolfGrn/Tee(acre)

118 BermudaGolfGrn/Tee(sq ft)

041 Golf Fairway

Temporary Grazing

039 Temp Annual Graze-Sum

038 Temp Annual Graze-Winter

Tobacco

099 Tobacco

T1500 Tobacco 1500 lbs/A

T2000 Tobacco 2000 lbs/A

T2500 Tobacco 2500 lbs/A

T3000 Tobacco 3000 lbs/A

T3500 Tobacco 3500 lbs/A

T4000 Tobacco 4000 lbs/A

Tobacco Bed

098 Tobacco Bed

Tomato (Costal)

078 Tomato (bareground)

128 Tomatoes (plasticulture)

Tomato (Piedmont)

078 Tomato (bareground)

Trees

092 Christmas Trees

Truck Crops

051 Asparagus, Establishment

066 Asparagus, Maintenance

060 Beets

061 Broccoli

120 Brussel Sprouts

062 Cabbage

052 Cantaloupes (bareground)

132 Cantaloupes (plasticulture)

063 Carrots

079 Cauliflower

064 Collards

053 Cucumbers (bareground)

133 Cucumbers (plasticulture)

065 Eggplant (bareground)

134 Eggplant (plasticulture)

126 English Pea

067 Green Onions

072 Greens

095 Irish Potatoes (clay)

095 Irish Potatoes (sand)

122 Leek

054 Lettuce

055 Lima Beans

121 Mustard

056 Okra

068 Onions

127 Parsley

125 Parsnip

069 Pepper (bareground)

131 Pepper (plasticulture)

070 Pole Beans

014 Pumpkins

130 Radish
124 Rutabaga
057 Snapbeans
073 Southern Peas
071 Spinach
058 Squash (winter)
129 Summer Squash
075 Sweet Corn
076 Sweet Potatoes
123 Turnips
059 Watermelons

Wildlife

140 DoveField,Corn/Sorghum
141 DoveField,Sunflower
142 Fall Deer, Alfalfa
143 Fall Deer, ForageChicory
144 FallDeerMix, Brassicas
147 FallDeerMix, Legumes
145 FallDeerMix,AnnualGrs
146 FallDeerMix,Grs/Clover
103 Grass/Legume-Wildlife
101 Grasses for Wildlife
102 Legumes for Wildlife

Table 4. County Groups County Groups by Soil Type.

Piedmont

Abbeville
Anderson
Cherokee
Chester
Edgefield
Fairfield
Greenville
Greenwood
Lancaster
Laurens
McCormick
Newberry
Oconee
Pickens
Saluda
Spartanburg
Union
York

Sandhills

Aiken
Chesterfield
Kershaw
Lexington
Richland

Costal Plains

Allendale
Bamberg
Barnwell
Calhoun
Clarendon
Darlington
Dillon
Florence
Lee
Marion
Marlboro
Orangeburg
Sumter

Lower Costal Plains

Beaufort
Berkeley
Charleston
Colleton
Dorchester
Georgetown
Hampton
Horry
Jasper
Williamsburg

Table 5. Samples Analyzed According to Soil pH and by Crop Group and Soil Type.

Crop	Total	COSTAL PLAINS					
		Soil pH Range					
		<5.0	5.1-5.5	5.6-6.0	6.1-6.5	6.6-7.0	>7.0
Az/Rhod/Cam	17	3	3	7	2	1	1
Az/Rhod/Cam (large)	7	0	0	1	1	0	5
Canola	0	0	0	0	0	0	0
Corn/Sorghum	1905	13	118	673	895	175	31
Cotton	2484	0	114	794	1140	349	87
Crop Rotations	271	0	22	123	55	33	38
Diagnostic	50	15	4	15	16	0	0
Forage Legumes	37	1	2	9	16	7	2
Forages	543	4	70	182	215	63	9
Fruits/Nuts	60	3	3	15	27	9	3
General Turf	532	24	118	211	125	44	10
General Turf (large)	4	0	1	2	0	0	1
Home Garden	229	12	25	67	66	37	22
Home Orchards	92	6	39	23	18	6	0
Ornamentals	139	12	30	36	32	13	16
Ornamentals (large)	9	0	2	6	1	0	0
Roadside Turf	0	0	0	0	0	0	0
Small Grain	291	9	26	89	125	34	8
Soybeans/Peanuts	571	0	31	208	269	61	2
Speciality Turf	20	0	0	11	6	3	0
Temporary Grazing	55	0	1	15	28	11	0
Tobacco	52	0	9	20	18	4	1
Tobacco Bed	13	0	1	4	6	2	0
Tomato (Costal)	9	0	0	2	4	3	0
Tomato (Piedmont)	0	0	0	0	0	0	0
Trees	0	0	0	0	0	0	0
Truck Crops	336	2	19	90	160	62	3
Wildlife	505	29	144	190	114	28	0
Total	8231	133	782	2793	3339	945	239

Crop	Total	LOWER COSTAL PLAINS					
		Soil pH Range					
		<5.0	5.1-5.5	5.6-6.0	6.1-6.5	6.6-7.0	>7.0
Az/Rhod/Cam	85	9	5	20	15	21	15
Az/Rhod/Cam (large)	5	0	2	1	1	0	1
Canola	0	0	0	0	0	0	0
Corn/Sorghum	1088	28	194	514	298	50	4
Cotton	1276	3	39	398	706	128	2
Crop Rotations	16	0	6	4	3	3	0
Diagnostic	30	2	7	6	6	6	3
Forage Legumes	24	1	3	9	7	3	1
Forages	314	10	79	145	70	8	2
Fruits/Nuts	66	5	8	23	22	3	5
General Turf	2899	61	261	520	814	668	575
General Turf (large)	123	11	53	45	8	6	0
Home Garden	412	15	38	59	91	109	100
Home Orchards	119	12	18	38	26	17	8
Ornamentals	565	22	62	113	138	116	114
Ornamentals (large)	32	0	7	4	9	5	7
Roadside Turf	17	0	3	4	1	1	8
Small Grain	111	21	15	32	35	8	0
Soybeans/Peanuts	100	4	16	31	33	12	4
Speciality Turf	35	1	4	6	13	11	0

Temporary Grazing	14	0	1	5	6	2	0
Tobacco	5	0	0	2	3	0	0
Tobacco Bed	0	0	0	0	0	0	0
Tomato (Costal)	50	2	4	7	21	14	2
Tomato (Piedmont)	0	0	0	0	0	0	0
Trees	1	0	0	1	0	0	0
Truck Crops	240	3	22	68	91	51	5
Wildlife	714	47	104	235	214	93	21
Total	8341	257	951	2290	2631	1335	877

PIEDMONT
Soil pH Range

Crop	Total	<5.0	5.1-5.5	5.6-6.0	6.1-6.5	6.6-7.0	>7.0
Az/Rhod/Cam	21	0	7	4	8	2	0
Az/Rhod/Cam (large)	0	0	0	0	0	0	0
Canola	0	0	0	0	0	0	0
Corn/Sorghum	352	5	47	146	111	36	7
Cotton	100	2	14	42	28	14	0
Crop Rotations	19	0	1	5	10	3	0
Diagnostic	26	3	4	6	10	2	1
Forage Legumes	120	2	15	56	29	15	3
Forages	1490	31	196	552	504	189	18
Fruits/Nuts	139	3	17	43	56	16	4
General Turf	1670	26	253	578	512	238	63
General Turf (large)	41	0	3	14	17	4	3
Home Garden	590	5	47	121	152	161	104
Home Orchards	168	14	38	57	35	17	7
Ornamentals	259	3	41	69	73	53	20
Ornamentals (large)	16	2	3	2	2	3	4
Roadside Turf	10	1	3	2	0	1	3
Small Grain	119	2	14	53	33	15	2
Soybeans/Peanuts	17	1	1	3	9	2	1
Speciality Turf	156	0	22	73	50	10	1
Temporary Grazing	102	6	23	38	26	9	0
Tobacco	0	0	0	0	0	0	0
Tobacco Bed	0	0	0	0	0	0	0
Tomato (Costal)	115	2	25	20	32	18	18
Tomato (Piedmont)	0	0	0	0	0	0	0
Trees	6	0	0	5	1	0	0
Truck Crops	333	5	48	76	90	64	50
Wildlife	606	27	100	157	137	122	63
Total	6475	140	922	2122	1925	994	372

SANDHILL
Soil pH Range

Crop	Total	<5.0	5.1-5.5	5.6-6.0	6.1-6.5	6.6-7.0	>7.0
Az/Rhod/Cam	19	3	1	6	2	4	3
Az/Rhod/Cam (large)	1	0	0	0	1	0	0
Canola	0	0	0	0	0	0	0
Corn/Sorghum	280	6	45	56	65	39	69
Cotton	222	3	18	45	43	34	79
Crop Rotations	0	0	0	0	0	0	0
Diagnostic	10	2	1	1	4	2	0
Forage Legumes	36	5	3	14	12	2	0
Forages	593	13	91	213	179	72	25
Fruits/Nuts	8	1	2	4	1	0	0
General Turf	3914	25	482	1403	1437	486	81
General Turf (large)	14	0	1	6	5	1	1
Home Garden	351	1	35	70	114	87	44

Home Orchards	124	13	45	27	27	11	1
Ornamentals	263	8	67	81	52	36	19
Ornamentals (large)	6	4	0	0	1	0	1
Roadside Turf	24	0	8	8	2	0	6
Small Grain	109	3	3	23	24	27	29
Soybeans/Peanuts	35	0	3	12	12	5	3
Speciality Turf	51	1	8	14	21	7	0
Temporary Grazing	12	0	1	7	3	1	0
Tobacco	3	0	0	3	0	0	0
Tobacco Bed	0	0	0	0	0	0	0
Tomato (Costal)	18	0	2	4	5	7	0
Tomato (Piedmont)	0	0	0	0	0	0	0
Trees	4	0	1	2	1	0	0
Truck Crops	518	3	31	83	164	186	51
Wildlife	300	22	109	84	51	27	7
Total	6915	113	957	2166	2226	1034	419

Table 6. P, K, Ca, and Mg Ratings.

COSTAL PLAINS																					
Crop	Total	P Ratings					K Ratings					Ca Ratings					Mg Ratings				
		L	M	S	H	E	L	M	S	H	E	L	M	S	H	E	L	M	S	H	E
Az/Rhod/Cam	17	1	4	1	3	8	4	8	0	4	1	2	0	6	1	8	0	1	16	0	0
Az/Rhod/Cam (large)	7	0	0	1	1	5	1	1	0	0	5	0	0	0	0	7	0	0	7	0	0
Canola	0	0	0	0	0	0	0	0	0	0	0	0	0	0	0	0	0	0	0	0	0
Corn/Sorghum	1905	163	577	384	447	334	307	1117	191	205	85	117	715	887	97	89	85	315	1505	0	0
Cotton	2484	169	688	501	620	506	351	1483	272	274	104	82	844	1261	129	168	98	429	1957	0	0
Crop Rotations	271	29	64	43	62	73	53	169	19	24	6	4	78	119	16	54	7	43	221	0	0
Diagnostic	50	26	16	5	3	0	13	29	7	0	1	11	14	24	1	0	2	3	45	0	0
Forage Legumes	37	6	9	3	10	9	14	15	5	3	0	3	20	12	1	1	1	4	32	0	0
Forages	543	74	160	76	96	137	262	214	23	22	22	73	196	215	25	34	21	97	425	0	0
Fruits/Nuts	60	10	7	15	18	10	7	31	8	9	5	3	28	19	6	4	0	9	51	0	0
General Turf	532	231	154	51	50	46	236	250	17	17	12	55	152	209	39	77	14	56	462	0	0
General Turf (large)	4	0	3	1	0	0	4	0	0	0	0	1	2	0	0	1	0	2	2	0	0
Home Garden	229	23	25	15	33	133	75	95	12	26	21	28	58	52	9	82	13	28	188	0	0
Home Orchards	92	13	12	18	15	34	43	20	11	8	10	17	29	25	5	16	7	15	70	0	0
Ornamentals	139	33	29	10	21	46	69	43	2	4	21	20	31	23	13	52	6	15	118	0	0
Ornamentals (large)	9	1	2	4	0	2	7	2	0	0	0	0	2	1	2	4	0	0	9	0	0
Roadside Turf	0	0	0	0	0	0	0	0	0	0	0	0	0	0	0	0	0	0	0	0	0
Small Grain	291	35	80	65	59	52	84	152	26	17	12	28	113	108	16	26	12	46	233	0	0
Soybeans/Peanuts	571	43	176	117	139	96	128	333	43	56	11	14	223	295	31	8	25	107	439	0	0
Speciality Turf	20	0	6	4	6	4	4	16	0	0	0	0	2	15	1	2	0	0	20	0	0
Temporary Grazing	55	12	17	5	10	11	31	18	2	0	4	17	17	20	0	1	3	12	40	0	0
Tobacco	52	17	8	9	10	8	8	39	2	3	0	16	22	13	0	1	11	21	20	0	0
Tobacco Bed	13	1	1	2	2	7	4	9	0	0	0	0	3	10	0	0	2	5	6	0	0
Tomato (Costal)	9	0	0	0	1	8	2	4	0	1	2	0	2	2	2	3	0	0	9	0	0
Tomato (Piedmont)	0	0	0	0	0	0	0	0	0	0	0	0	0	0	0	0	0	0	0	0	0
Trees	0	0	0	0	0	0	0	0	0	0	0	0	0	0	0	0	0	0	0	0	0
Truck Crops	336	12	53	56	104	111	52	188	35	39	22	21	161	133	10	11	9	50	277	0	0
Wildlife	505	195	112	62	79	57	275	163	23	30	14	174	145	136	26	24	77	102	326	0	0
Total	8231	1094	2203	1448	1789	1697	2034	4399	698	742	358	686	2857	3585	430	673	393	1360	6478	0	0

LOWER COSTAL PLAINS																					
Crop	Total	P Ratings					K Ratings					Ca Ratings					Mg Ratings				
		L	M	S	H	E	L	M	S	H	E	L	M	S	H	E	L	M	S	H	E
Az/Rhod/Cam	85	8	8	9	9	51	28	38	4	6	9	5	4	10	4	62	4	4	77	0	0
Az/Rhod/Cam (large)	5	2	0	0	1	2	1	2	1	0	1	1	0	0	0	4	1	0	4	0	0
Canola	0	0	0	0	0	0	0	0	0	0	0	0	0	0	0	0	0	0	0	0	0

Corn/Sorghum	1088	109	365	265	205	144	259	617	86	71	55	186	445	386	28	43	81	149	858	0	0
Cotton	1276	71	347	285	365	208	208	782	128	124	34	48	513	601	59	55	41	209	1026	0	0
Crop Rotations	16	3	8	2	1	2	3	10	0	2	1	5	5	4	1	1	3	4	9	0	0
Diagnostic	30	9	8	1	4	8	14	14	1	1	0	4	6	12	1	7	4	1	25	0	0
Forage Legumes	24	8	6	1	3	6	7	9	0	2	6	6	0	13	1	4	0	5	19	0	0
Forages	314	72	67	55	69	51	167	120	8	10	9	45	151	98	5	15	16	53	245	0	0
Fruits/Nuts	66	18	12	1	3	32	33	15	5	7	6	6	22	13	4	21	5	7	54	0	0
General Turf	2899	797	648	264	390	800	962	1557	142	146	92	64	210	652	343	1630	39	183	2677	0	0
General Turf (large)	123	9	54	30	15	15	41	52	11	11	8	35	43	32	3	10	19	23	81	0	0
Home Garden	412	63	32	24	34	259	111	171	32	38	60	29	37	46	24	276	10	25	377	0	0
Home Orchards	119	33	14	8	10	54	45	43	5	16	10	16	12	33	6	52	8	7	104	0	0
Ornamentals	565	80	75	66	39	305	205	230	30	41	59	28	43	98	32	364	13	30	522	0	0
Ornamentals (large)	32	5	3	2	4	18	9	14	1	1	7	2	1	7	2	20	0	0	32	0	0
Roadside Turf	17	12	3	0	0	2	14	2	0	1	0	2	2	3	1	9	0	1	16	0	0
Small Grain	111	50	10	15	7	29	29	53	12	15	2	16	23	50	10	12	3	10	98	0	0
Soybeans/Peanuts	100	9	12	20	30	29	32	47	11	5	5	19	39	34	5	3	9	34	57	0	0
Speciality Turf	35	4	9	0	5	17	5	26	2	2	0	2	2	9	8	14	0	2	33	0	0
Temporary Grazing	14	5	1	4	3	1	8	6	0	0	0	2	7	3	1	1	0	3	11	0	0
Tobacco	5	0	0	0	1	4	0	3	1	0	1	0	4	1	0	0	0	3	2	0	0
Tobacco Bed	0	0	0	0	0	0	0	0	0	0	0	0	0	0	0	0	0	0	0	0	0
Tomato (Costal)	50	3	3	5	6	33	9	22	2	7	10	0	7	15	2	26	0	3	47	0	0
Tomato (Piedmont)	0	0	0	0	0	0	0	0	0	0	0	0	0	0	0	0	0	0	0	0	0
Trees	1	0	0	1	0	0	0	1	0	0	0	0	0	0	0	1	0	0	1	0	0
Truck Crops	240	9	58	25	29	119	54	108	18	39	21	17	74	65	13	71	6	40	194	0	0
Wildlife	714	218	175	105	97	119	375	240	37	32	30	132	199	252	48	83	37	88	589	0	0
Total	8341	1597	1918	1188	1330	2308	2619	4182	537	577	426	670	1849	2437	601	2784	299	884	7158	0	0

PIEDMONT

Crop	Total	P Ratings					K Ratings					Ca Ratings					Mg Ratings				
		L	M	S	H	E	L	M	S	H	E	L	M	S	H	E	L	M	S	H	E
Az/Rhod/Cam	21	13	4	0	0	4	2	10	3	3	3	3	2	9	2	5	2	3	16	0	0
Az/Rhod/Cam (large)	0	0	0	0	0	0	0	0	0	0	0	0	0	0	0	0	0	0	0	0	0
Canola	0	0	0	0	0	0	0	0	0	0	0	0	0	0	0	0	0	0	0	0	0
Corn/Sorghum	352	51	55	31	58	157	93	156	31	30	42	23	91	189	23	26	13	49	290	0	0
Cotton	100	31	22	9	19	19	8	59	12	8	13	9	33	45	6	7	3	18	79	0	0
Crop Rotations	19	2	6	3	4	4	4	11	0	2	2	1	3	11	0	4	1	1	17	0	0
Diagnostic	26	9	6	1	2	8	5	7	2	5	7	5	5	7	2	7	2	8	16	0	0
Forage Legumes	120	55	19	11	15	20	31	48	12	13	16	5	22	47	14	32	1	8	111	0	0
Forages	1490	467	288	130	169	436	399	597	122	159	213	67	251	731	186	255	16	112	1362	0	0
Fruits/Nuts	139	28	24	23	22	42	11	81	20	12	15	12	41	62	9	15	3	16	120	0	0
General Turf	1670	676	360	175	186	273	83	731	295	352	209	39	170	624	273	564	19	178	1473	0	0
General Turf (large)	41	17	14	4	4	2	6	15	9	5	6	0	7	23	3	8	0	4	37	0	0
Home Garden	590	89	71	36	56	338	42	194	57	106	191	14	62	107	59	348	5	35	550	0	0
Home Orchards	168	77	17	12	13	49	29	66	13	24	36	26	35	43	16	48	16	18	134	0	0
Ornamentals	259	96	51	16	24	72	29	130	16	35	49	12	22	63	35	127	10	21	228	0	0
Ornamentals (large)	16	5	4	1	1	5	4	6	2	2	2	2	3	3	4	4	2	0	14	0	0
Roadside Turf	10	9	1	0	0	0	2	5	1	0	2	1	3	2	1	3	0	4	6	0	0
Small Grain	119	32	27	21	18	21	29	70	9	4	7	7	28	63	13	8	1	14	104	0	0
Soybeans/Peanuts	17	4	5	1	2	5	1	7	2	5	2	0	5	7	3	2	0	2	15	0	0
Speciality Turf	156	69	45	12	8	22	37	98	14	6	1	11	66	66	4	9	10	36	110	0	0
Temporary Grazing	102	31	23	6	15	27	38	37	10	11	6	5	25	44	8	20	0	11	91	0	0
Tobacco	0	0	0	0	0	0	0	0	0	0	0	0	0	0	0	0	0	0	0	0	0
Tobacco Bed	0	0	0	0	0	0	0	0	0	0	0	0	0	0	0	0	0	0	0	0	0
Tomato (Costal)	115	2	9	4	18	82	8	60	13	15	19	2	23	50	18	22	2	5	108	0	0
Tomato (Piedmont)	0	0	0	0	0	0	0	0	0	0	0	0	0	0	0	0	0	0	0	0	0
Trees	6	1	3	2	0	0	0	6	0	0	0	0	1	5	0	0	0	0	6	0	0
Truck Crops	333	23	38	22	39	211	34	178	37	37	47	10	70	138	47	68	8	20	305	0	0

Wildlife	606	295	90	68	52	101	172	269	53	65	47	63	141	204	40	158	19	63	524	0	0
Total	6475	2082	1182	588	725	1898	1067	2841	733	899	935	317	1109	2543	766	1740	133	626	5716	0	0

SANDHILL

Crop	Total	P Ratings					K Ratings					Ca Ratings					Mg Ratings				
		L	M	S	H	E	L	M	S	H	E	L	M	S	H	E	L	M	S	H	E
Az/Rhod/Cam	19	6	4	1	2	6	5	8	2	2	2	3	1	6	2	7	1	2	16	0	0
Az/Rhod/Cam (large)	1	0	0	0	0	1	0	1	0	0	0	0	0	0	0	1	0	0	1	0	0
Canola	0	0	0	0	0	0	0	0	0	0	0	0	0	0	0	0	0	0	0	0	0
Corn/Sorghum	280	52	71	40	63	54	155	98	13	6	8	57	83	52	12	76	28	80	172	0	0
Cotton	222	27	44	32	69	50	127	80	7	5	3	23	47	55	9	88	10	62	150	0	0
Crop Rotations	0	0	0	0	0	0	0	0	0	0	0	0	0	0	0	0	0	0	0	0	0
Diagnostic	10	4	3	0	1	2	3	4	1	0	2	1	2	4	0	3	0	1	9	0	0
Forage Legumes	36	17	8	4	3	4	14	17	1	4	0	4	12	18	2	0	3	3	30	0	0
Forages	593	164	130	43	68	188	365	172	23	13	20	87	211	215	31	49	58	60	475	0	0
Fruits/Nuts	8	2	3	0	1	2	4	3	0	0	1	2	4	2	0	0	2	1	5	0	0
General Turf	3914	1770	1204	370	315	255	1276	2169	217	181	71	134	731	1900	526	623	87	524	3303	0	0
General Turf (large)	14	1	7	1	2	3	7	2	1	2	2	1	4	6	1	2	0	1	13	0	0
Home Garden	351	35	40	31	44	201	145	120	18	19	49	27	54	77	24	169	10	32	309	0	0
Home Orchards	124	48	33	10	10	23	73	36	6	3	6	30	49	20	10	15	22	26	76	0	0
Ornamentals	263	96	37	33	27	70	116	111	10	10	16	32	42	62	30	97	16	40	207	0	0
Ornamentals (large)	6	4	0	0	1	1	5	1	0	0	0	4	0	2	0	0	0	4	2	0	0
Roadside Turf	24	10	4	0	4	6	14	8	0	0	2	8	6	2	0	8	0	6	18	0	0
Small Grain	109	3	26	13	39	28	54	43	7	4	1	12	22	33	8	34	10	34	65	0	0
Soybeans/Peanuts	35	10	3	5	5	12	22	13	0	0	0	6	18	8	0	3	7	11	17	0	0
Speciality Turf	51	16	16	6	6	7	27	20	1	2	1	12	14	21	1	3	10	8	33	0	0
Temporary Grazing	12	1	2	0	2	7	2	4	1	1	4	0	5	7	0	0	0	0	12	0	0
Tobacco	3	0	1	1	1	0	2	1	0	0	0	1	2	0	0	0	0	2	1	0	0
Tobacco Bed	0	0	0	0	0	0	0	0	0	0	0	0	0	0	0	0	0	0	0	0	0
Tomato (Costal)	18	1	2	3	3	9	10	4	1	1	2	1	6	8	1	2	0	0	18	0	0
Tomato (Piedmont)	0	0	0	0	0	0	0	0	0	0	0	0	0	0	0	0	0	0	0	0	0
Trees	4	2	0	1	1	0	1	2	1	0	0	0	4	0	0	0	0	2	2	0	0
Truck Crops	518	24	23	14	44	413	176	288	29	16	9	39	180	200	52	47	28	58	432	0	0
Wildlife	300	161	75	14	24	26	147	118	20	14	1	119	65	78	10	28	44	67	189	0	0
Total	6915	2454	1736	622	735	1368	2750	3323	359	283	200	603	1562	2776	719	1255	336	1024	5555	0	0

Table 7. Samples Analyzed According to Zn, Mn, and B Levels by Crop Group and Soil Type.

COSTAL PLAINS

Crop	Total	Zn (lbs/A)		Mn (lbs/A)		B (lbs/A)			
		<1.6 I	>=1.6 S	<6.0 I	>=6.0 S	0-0.1	0.1-0.5	0.5-1.0	>=1.0
Az/Rhod/Cam	17	0	17	0	17	3	4	5	5
Az/Rhod/Cam (large)	7	0	7	0	7	0	2	0	5
Canola	0	0	0	0	0	0	0	0	0
Corn/Sorghum	1905	114	1791	82	1823	634	1180	85	6
Cotton	2484	154	2330	112	2372	777	1516	187	4
Crop Rotations	271	12	259	12	259	70	174	27	0
Diagnostic	50	15	35	22	28	15	35	0	0
Forage Legumes	37	5	32	1	36	17	20	0	0
Forages	543	44	499	29	514	308	224	11	0
Fruits/Nuts	60	3	57	3	57	23	33	3	1
General Turf	532	34	498	29	503	145	288	78	21
General Turf (large)	4	0	4	0	4	3	0	1	0
Home Garden	229	9	220	10	219	84	68	34	43
Home Orchards	92	7	85	4	88	35	33	13	11
Ornamentals	139	9	130	16	123	50	45	19	25
Ornamentals (large)	9	0	9	1	8	1	4	4	0

Roadside Turf	0	0	0	0	0	0	0	0	0
Small Grain	291	29	262	13	278	116	169	6	0
Soybeans/Peanuts	571	44	527	26	545	201	329	39	2
Speciality Turf	20	0	20	0	20	4	15	1	0
Temporary Grazing	55	18	37	8	47	39	16	0	0
Tobacco	52	7	45	4	48	44	7	1	0
Tobacco Bed	13	2	11	1	12	12	1	0	0
Tomato (Costal)	9	0	9	0	9	2	3	3	1
Tomato (Piedmont)	0	0	0	0	0	0	0	0	0
Trees	0	0	0	0	0	0	0	0	0
Truck Crops	336	11	325	5	331	127	188	21	0
Wildlife	505	170	335	61	444	279	199	27	0
Total	8231	687	7544	439	7792	2989	4553	565	124

LOWER COSTAL PLAINS

Crop	Total	Zn(lbs/A)		Mn (lbs/A)		B (lbs/A)			
		<1.6	>=1.6	<6.0	>=6.0	0-0.1	0.1-0.5	0.5-1.0	>=1.0
		I	S	I	S				
Az/Rhod/Cam	85	5	80	7	78	8	14	17	46
Az/Rhod/Cam (large)	5	1	4	1	4	1	0	3	1
Canola	0	0	0	0	0	0	0	0	0
Corn/Sorghum	1088	61	1027	85	1003	378	672	23	15
Cotton	1276	51	1225	117	1159	409	793	73	1
Crop Rotations	16	4	12	4	12	10	6	0	0
Diagnostic	30	2	28	8	22	10	12	2	6
Forage Legumes	24	4	20	4	20	8	11	5	0
Forages	314	28	286	52	262	199	102	12	1
Fruits/Nuts	66	3	63	2	64	28	23	13	2
General Turf	2899	282	2617	314	2585	167	1009	984	739
General Turf (large)	123	4	119	5	118	58	55	8	2
Home Garden	412	28	384	22	390	44	102	62	204
Home Orchards	119	9	110	13	106	25	37	37	20
Ornamentals	565	39	526	39	526	48	173	105	239
Ornamentals (large)	32	2	30	2	30	4	7	6	15
Roadside Turf	17	11	6	11	6	10	4	0	3
Small Grain	111	16	95	15	96	32	48	13	18
Soybeans/Peanuts	100	10	90	3	97	63	29	8	0
Speciality Turf	35	0	35	0	35	4	7	11	13
Temporary Grazing	14	1	13	1	13	3	5	4	2
Tobacco	5	0	5	1	4	4	1	0	0
Tobacco Bed	0	0	0	0	0	0	0	0	0
Tomato (Costal)	50	2	48	10	40	4	22	13	11
Tomato (Piedmont)	0	0	0	0	0	0	0	0	0
Trees	1	0	1	0	1	0	1	0	0
Truck Crops	240	16	224	11	229	56	116	40	28
Wildlife	714	224	490	148	566	339	317	43	15
Total	8341	803	7538	875	7466	1912	3566	1482	1381

PIEDMONT

Crop	Total	Zn(lbs/A)		Mn (lbs/A)		B (lbs/A)			
		<1.6	>=1.6	<6.0	>=6.0	0-0.1	0.1-0.5	0.5-1.0	>=1.0
		I	S	I	S				
Az/Rhod/Cam	21	3	18	0	21	4	10	5	2
Az/Rhod/Cam (large)	0	0	0	0	0	0	0	0	0
Canola	0	0	0	0	0	0	0	0	0
Corn/Sorghum	352	16	336	2	350	107	181	53	11
Cotton	100	2	98	0	100	19	55	20	6
Crop Rotations	19	0	19	0	19	1	9	8	1

Diagnostic	26	2	24	0	26	8	11	4	3
Forage Legumes	120	10	110	1	119	16	60	38	6
Forages	1490	98	1392	5	1485	219	908	312	51
Fruits/Nuts	139	7	132	3	136	14	90	28	7
General Turf	1670	86	1584	8	1662	192	877	458	143
General Turf (large)	41	1	40	0	41	6	29	6	0
Home Garden	590	13	577	1	589	29	154	132	275
Home Orchards	168	17	151	8	160	20	81	33	34
Ornamentals	259	23	236	3	256	27	91	77	64
Ornamentals (large)	16	7	9	0	16	7	4	2	3
Roadside Turf	10	3	7	3	7	3	4	1	2
Small Grain	119	7	112	0	119	5	80	32	2
Soybeans/Peanuts	17	0	17	0	17	3	8	5	1
Speciality Turf	156	25	131	3	153	17	120	19	0
Temporary Grazing	102	19	83	0	102	22	52	25	3
Tobacco	0	0	0	0	0	0	0	0	0
Tobacco Bed	0	0	0	0	0	0	0	0	0
Tomato (Costal)	115	0	115	0	115	10	70	21	14
Tomato (Piedmont)	0	0	0	0	0	0	0	0	0
Trees	6	1	5	0	6	1	5	0	0
Truck Crops	333	5	328	4	329	35	195	53	50
Wildlife	606	202	404	6	600	107	328	93	78
Total	6475	547	5928	47	6428	872	3422	1425	756

SANDHILL

Crop	Total	Zn (lbs/A)		Mn (lbs/A)		B (lbs/A)			
		<1.6	>=1.6	<6.0	>=6.0	0-0.1	0.1-0.5	0.5-1.0	>=1.0
		I	S	I	S				
Az/Rhod/Cam	19	2	17	3	16	5	7	2	5
Az/Rhod/Cam (large)	1	0	1	0	1	0	0	0	1
Canola	0	0	0	0	0	0	0	0	0
Corn/Sorghum	280	31	249	57	223	125	151	4	0
Cotton	222	14	208	39	183	87	131	4	0
Crop Rotations	0	0	0	0	0	0	0	0	0
Diagnostic	10	2	8	0	10	1	5	2	2
Forage Legumes	36	10	26	0	36	15	17	4	0
Forages	593	72	521	47	546	301	261	30	1
Fruits/Nuts	8	2	6	2	6	5	3	0	0
General Turf	3914	124	3790	164	3750	671	2390	729	124
General Turf (large)	14	1	13	0	14	3	9	2	0
Home Garden	351	11	340	9	342	83	101	54	113
Home Orchards	124	25	99	22	102	48	53	16	7
Ornamentals	263	11	252	8	255	54	116	43	50
Ornamentals (large)	6	2	4	4	2	4	0	2	0
Roadside Turf	24	10	14	0	24	12	8	2	2
Small Grain	109	9	100	12	97	63	44	2	0
Soybeans/Peanuts	35	6	29	13	22	22	13	0	0
Speciality Turf	51	10	41	7	44	18	29	3	1
Temporary Grazing	12	2	10	2	10	4	7	1	0
Tobacco	3	0	3	0	3	1	2	0	0
Tobacco Bed	0	0	0	0	0	0	0	0	0
Tomato (Costal)	18	1	17	1	17	8	6	2	2
Tomato (Piedmont)	0	0	0	0	0	0	0	0	0
Trees	4	1	3	0	4	2	2	0	0
Truck Crops	518	35	483	48	470	128	260	99	31
Wildlife	300	96	204	14	286	152	117	29	2
Total	6915	477	6438	452	6463	1812	3732	1030	341

Table 8. Samples Analyzed for sulfate sulfur.

Top Soils Samples S(lbs/A)			Sub Soil Samples S(lbs/A)		
<20	>=20	Total	<40	>=40	Total
42 (26.25%)	118 (73.75%)	160	0 (.%)	0 (.%)	0

Table 9. Total Samples Calculated According to Cation Exchange Capacity (CEC) Values by Soil Type.

CEC (meq/100g)	0-2		
	2-5	>5	
COSTAL PLAINS	25	2458	2106
LOWER COSTAL PLAINS	9	1955	4695
PIEDMONT	10	727	4189
SANDHILL	49	1895	3253

Table 10. Total Samples Calculated According to Percent Base Saturation Values by Soil Type.

	% Base Saturation		
	<33%	34-65%	>66%
COSTAL PLAINS	276	2534	1753
LOWER COSTAL PLAINS	468	2841	3317
PIEDMONT	228	2400	2272
SANDHILL	277	2321	2575

Table 11. Total Analyses

Analysis	Total
Standard Soil Test	36800
Organic Matter	1333
Nitrate Nitrogen	1191
Soluble Salts	286
Extractable Sulfate Sulfur	160
pH Only	40
Pond Bottom	24
Shrimp Pond	1
Soiless Mixes	22
Bulk Density	7

Table 12. Table 12. Total per Crop Analyzed for County and Account Samples.

CropName	Num Samples
Agronomic Crops	
050 - Alfalfa	0
005 - Annual Legume/Sum Grass	59
006 - Annual Legume/Win Grass	41
007 - Annual Legumes	74
033 - Bahiagrass Pasture	249
036 - Bermuda/Bahiagrass-Hay	912
034 - Bermudagrass Pasture	861
035 - Bermudagrass, Estab.	110
104 - Canola	2
010 - Common Lespedeza	2
023 - Corn for Silage	188
021 - Corn in Rotation	6
C100 - Corn, Grain - 100 bu/A	318
C105 - Corn, Grain - 105 bu/A	0
C110 - Corn, Grain - 110 bu/A	31
C115 - Corn, Grain - 115 bu/A	0
C120 - Corn, Grain - 120 bu/A	752
C125 - Corn, Grain - 125 bu/A	10
C130 - Corn, Grain - 130 bu/A	26

C135 - Corn, Grain - 135 bu/A	0
C140 - Corn, Grain - 140 bu/A	25
C145 - Corn, Grain - 145 bu/A	0
C150 - Corn, Grain - 150 bu/A	1127
C155 - Corn, Grain - 155 bu/A	0
C160 - Corn, Grain - 160 bu/A	89
C165 - Corn, Grain - 165 bu/A	0
C170 - Corn, Grain - 170 bu/A	11
C175 - Corn, Grain - 175 bu/A	0
C180 - Corn, Grain - 180 bu/A	83
C185 - Corn, Grain - 185 bu/A	0
C190 - Corn, Grain - 190 bu/A	14
C195 - Corn, Grain - 195 bu/A	0
C200 - Corn, Grain - 200 bu/A	66
C205 - Corn, Grain - 205 bu/A	0
C210 - Corn, Grain - 210 bu/A	0
C215 - Corn, Grain - 215 bu/A	0
C220 - Corn, Grain - 220 bu/A	38
C225 - Corn, Grain - 225 bu/A	2
C230 - Corn, Grain - 230 bu/A	0
C235 - Corn, Grain - 235 bu/A	0
C240 - Corn, Grain - 240 bu/A	5
C245 - Corn, Grain - 245 bu/A	0
C250 - Corn, Grain - 250 bu/A	165
C255 - Corn, Grain - 255 bu/A	0
C260 - Corn, Grain - 260 bu/A	0
C265 - Corn, Grain - 265 bu/A	0
C270 - Corn, Grain - 270 bu/A	0
C275 - Corn, Grain - 275 bu/A	0
C280 - Corn, Grain - 280 bu/A	0
C285 - Corn, Grain - 285 bu/A	0
C290 - Corn, Grain - 290 bu/A	0
C295 - Corn, Grain - 295 bu/A	0
C300 - Corn, Grain - 300 bu/A	0
C80 - Corn, Grain - 80 bu/A	106
C85 - Corn, Grain - 85 bu/A	0
C90 - Corn, Grain - 90 bu/A	31
C95 - Corn, Grain - 95 bu/A	0
001 - Cotton - Dryland	1756
002 - Cotton - Irrigated	660
C1100 - Cotton 1100 lbs/A	0
C1200 - Cotton 1200 lbs/A	0
C1300 - Cotton 1300 lbs/A	0
C1400 - Cotton 1400 lbs/A	0
C1500 - Cotton 1500 lbs/A	0
C1600 - Cotton 1600 lbs/A	0
C1700 - Cotton 1700 lbs/A	0
C1800 - Cotton 1800 lbs/A	0
C1900 - Cotton 1900 lbs/A	0
C2000 - Cotton 2000 lbs/A	0
C600 - Cotton 600 lbs/A	0
C700 - Cotton 700 lbs/A	0
C800 - Cotton 800 lbs/A	0
C900 - Cotton 900 lbs/A	0
049 - Fescue Hay	0
031 - Fescue,CoolSeasonPasture	1257
025 - Grain Sorghum	30
037 - Grass-Clover Pasture	48
C101 - Hemp	48
032 - Orchardgrass	15
008 - Peanuts	204

P1000 - Peanuts 1000 lbs/A	0
P1500 - Peanuts 1500 lbs/A	0
P2000 - Peanuts 2000 lbs/A	0
P2500 - Peanuts 2500 lbs/A	0
P3000 - Peanuts 3000 lbs/A	0
P3500 - Peanuts 3500 lbs/A	0
P4000 - Peanuts 4000 lbs/A	0
P4500 - Peanuts 4500 lbs/A	0
P5000 - Peanuts 5000 lbs/A	0
P5500 - Peanuts 5500 lbs/A	0
P6000 - Peanuts 6000 lbs/A	0
009 - Perennial Peanuts	0
012 - Rice, Upland Irrigated	16
011 - Sericea Lespedeza	4
003 - Sesame	1
029 - Small Grain	978
030 - Small Grain in Rotation	190
097 - Small Grain Silage	31
024 - Sorghum for Silage	38
S100 - Soybeans 100 bu/A	0
S15 - Soybeans 15 bu/A	2
S20 - Soybeans 20 bu/A	0
S25 - Soybeans 25 bu/A	0
S30 - Soybeans 30 bu/A	175
S35 - Soybeans 35 bu/A	0
S40 - Soybeans 40 bu/A	173
S45 - Soybeans 45 bu/A	0
S50 - Soybeans 50 bu/A	307
S55 - Soybeans 55 bu/A	0
S60 - Soybeans 60 bu/A	58
S65 - Soybeans 65 bu/A	0
S70 - Soybeans 70 bu/A	0
S75 - Soybeans 75 bu/A	0
S80 - Soybeans 80 bu/A	66
S85 - Soybeans 85 bu/A	0
S90 - Soybeans 90 bu/A	0
S95 - Soybeans 95 bu/A	0
019 - Soybeans/Sorghum-Silage	4
027 - Sugarcane	4
028 - Sunflowers	100
026 - Sweet Sorghum	11
039 - Temp Annual Graze-Sum	42
038 - Temp Annual Graze-Winter	100
099 - Tobacco	25
T1500 - Tobacco 1500 lbs/A	0
T2000 - Tobacco 2000 lbs/A	0
T2500 - Tobacco 2500 lbs/A	0
T3000 - Tobacco 3000 lbs/A	0
T3500 - Tobacco 3500 lbs/A	0
T4000 - Tobacco 4000 lbs/A	0
098 - Tobacco Bed	12
Truck Crops	
051 - Asparagus, Establishment	3
066 - Asparagus, Maintenance	27
060 - Beets	20
061 - Broccoli	20
120 - Brussel Sprouts	6
062 - Cabbage	6
052 - Cantaloupes (bareground)	6
132 - Cantaloupes (plasticulture)	12

063 - Carrots	12
079 - Cauliflower	1
064 - Collards	200
053 - Cucumbers (bareground)	200
133 - Cucumbers (plasticulture)	6
065 - Eggplant (bareground)	0
134 - Eggplant (plasticulture)	3
126 - English Pea	3
067 - Green Onions	21
072 - Greens	61
095 - Irish Potatoes (clay)	61
122 - Leek	17
054 - Lettuce	6
055 - Lima Beans	1
121 - Mustard	41
056 - Okra	30
068 - Onions	3
127 - Parsley	37
125 - Parsnip	0
069 - Pepper (bareground)	0
131 - Pepper (plasticulture)	9
070 - Pole Beans	9
014 - Pumpkins	7
130 - Radish	1
124 - Rutabaga	0
057 - Snapbeans	0
073 - Southern Peas	55
071 - Spinach	0
058 - Squash (winter)	0
129 - Summer Squash	81
075 - Sweet Corn	81
076 - Sweet Potatoes	15
078 - Tomato (bareground)	99
128 - Tomatoes (plasticulture)	74
123 - Turnips	64
059 - Watermelons	143
Fruit and Nut Crops	
080 - Apples	10
082 - Blueberries(acre)	73
084 - Grapes(Bunch/Muscadine)	35
013 - Kiwi	0
085 - Nectarines	0
086 - Peaches	144
081 - Pears	9
088 - Pecans	44
087 - Plums	7
074 - Strawberries(acre)	102
Golf Course, and Other Turf Crops	
040 - Athletic Fields	211
042 - Bentgrass Golf Green(acre)	5
111 - Bentgrass Golf Green(sq ft)	29
043 - BermudaGolfGrn/Tee(acre)	211
106 - Carpetgrass(acre-clay)	0
107 - Centipedegrass(acre-clay)	44
112 - CoolSeasonGrsmaint(acre)	75
041 - Golf Fairway	22
045 - Roadside Turf Estab.	89
046 - Roadside Turf Maint.	89
105 - StAugustineGrsmaint	20
113 - Turf Establishment(acre)	20
114 - WarmSeasonGrsmaint(acre)	93

Nurseries	
108 - Annual Flowers/Roses(acre)	46
109 - Azalea,Rhod,Camellia(acre)	34
110 - Perennial Flowers(acre)	34
117 - Shrubs(acre)	41
Wildlife	
140 - DoveField,Corn/Sorghum	283
141 - DoveField,Sunflower	49
142 - Fall Deer, Alfalfa	28
143 - Fall Deer, ForageChicory	24
144 - FallDeerMix, Brassicas	184
147 - FallDeerMix, Legumes	73
145 - FallDeerMix,AnnualGrs	73
146 - FallDeerMix,Grs/Clover	299
103 - Grass/Legume-Wildlife	223
101 - Grasses for Wildlife	165
102 - Legumes for Wildlife	94
Trees	
092 - Christmas Trees	11
Homeowner	
017 - Annual Flowers/Roses(sq ft)	308
205 - Apple Trees	56
096 - Azalea,Rhod,Camellia(sq ft)	167
118 - BermudaGolfGrn/Tee(sq ft)	259
202 - Blackberries	33
203 - Blueberries(sq ft)	205
093 - Carpetgrass(sq ft)	31
094 - Centipedegrass(sq ft)	3696
044 - CoolSeasonGrsMaint(sq ft)	1311
206 - Fig Trees	17
204 - Grapes	39
090 - Home Garden (Inorganic)	2811
091 - Home Garden (Organic)	9
018 - Ornamental/Shade Trees	499
212 - Palm Trees	45
208 - Peach Trees	56
207 - Pear Trees	10
210 - Pecan Trees	97
016 - Perennial Flowers(sq ft)	97
211 - Pine Trees	51
209 - Plum Trees	11
015 - Shrubs(sq ft)	332
119 - St. Augustinegrass(sq ft)	1036
201 - Strawberries(sq ft)	42
047 - Turf Establishment(sq ft)	419
048 - WarmSeasonGrsMaint(sq ft)	5653

This document was generated on 1/21/2021 2:28:40 PM.