



Agricultural Service Laboratory
 Clemson University
 Cooperative Extension Service
 2023 Soil Summary













-  [Table 1. Total Number of Samples Analyzed](#)
-  [Table 2. Total Number of Samples Analyzed by Month](#)
-  [Table 3. Crop Groups](#)
-  [Table 4. County Groups](#)
-  [Table 5. pH Values](#)
-  [Table 6. P, K, Ca, and Mg Ratings](#)
-  [Table 7. Zn, Mn, and B Levels](#)
-  [Table 8. Samples Analyzed for sulfate sulfur](#)
-  [Table 9. Cation Exchange Capacity \(CEC\) Values](#)
-  [Table 10. Percent Base Saturation Values](#)
-  [Table 11. Total Analyses Including County and Research Samples](#)
-  [Table 12. Total per Crop Analyzed for County and Account Samples](#)

Table 1. Total Number of Samples Analyzed.

	Sample Number Totals	Large Area Crop Codes	Small Area Crop Codes	Diagnostic Reports
Counties				
Abbeville	254	175	79	0
Aiken	3366	523	2806	37
Allendale	476	449	27	0
Anderson	547	249	296	2
Bamberg	531	335	196	0
Barnwell	415	357	58	0
Beaufort	883	72	809	2
Berkeley	434	138	293	3
Calhoun	522	464	45	13
Charleston	1121	168	953	0
Cherokee	253	165	84	4
Chester	248	197	51	0
Chesterfield	247	151	96	0
Clarendon	414	137	224	53
Colleton	626	503	122	1
Darlington	619	449	170	0
Dillon	274	226	47	1
Dorchester	278	214	64	0
Edgefield	361	253	103	5
Fairfield	142	57	85	0
Florence	942	474	465	3
Georgetown	530	240	286	4
Greenville	3605	321	3280	4
Greenwood	461	239	221	1
Hampton	2203	2080	118	5
Horry	1074	431	638	5
Jasper	442	200	242	0
Kershaw	1481	1178	299	4
Lancaster	415	255	159	1
Laurens	411	237	174	0
Lee	322	277	45	0

Lexington	4821	1375	3440	6
Marion	455	405	50	0
Marlboro	55	24	31	0
McCormick	104	71	33	0
Newberry	881	737	144	0
Oconee	425	119	306	0
Orangeburg	1194	1073	120	1
Pickens	282	86	196	0
Richland	2242	383	1852	7
Saluda	464	424	40	0
Spartanburg	837	238	595	4
Sumter	509	164	342	3
Union	194	111	83	0
Williamsburg	110	82	28	0
York	753	280	472	1
Prepaid	4506	1334	3045	127
Accounts	6384	1444	4868	72
SubTotal	48113	19564	28180	369
Research	1243	691	194	358
Plant Problem Clinic	0	0	0	0
Checks & Blanks	999	998	1	0
Total Samples Analyzed	50355	21253	28375	727

Table 2. Total Number of Samples Analyzed by Month.

Month	Samples
January	6024
Feburary	7103
March	7810
April	4742
May	3511
June	2610
July	1808
August	2314
September	3409
October	3916
November	3003
December	4113
Total	50363

Table 3. Crop Groups Used in Summarizing Soil Analysis Data.

Az/Rhod/Cam

096 Azalea,Rhod,Camellia(sq ft)

Az/Rhod/Cam (large)

109 Azalea,Rhod,Camellia(acre)

Canola

104 Canola

Corn/Sorghum

023 Corn for Silage

C100 Corn, Grain - 100 bu/A

C105 Corn, Grain - 105 bu/A

C110 Corn, Grain - 110 bu/A

C115 Corn, Grain - 115 bu/A

C120 Corn, Grain - 120 bu/A

C125 Corn, Grain - 125 bu/A

C130 Corn, Grain - 130 bu/A

C135 Corn, Grain - 135 bu/A

C140 Corn, Grain - 140 bu/A

C145 Corn, Grain - 145 bu/A

C150 Corn, Grain - 150 bu/A

C155 Corn, Grain - 155 bu/A

C160 Corn, Grain - 160 bu/A

C165 Corn, Grain - 165 bu/A

C170 Corn, Grain - 170 bu/A

C175 Corn, Grain - 175 bu/A

C180 Corn, Grain - 180 bu/A

C185 Corn, Grain - 185 bu/A

C190 Corn, Grain - 190 bu/A

C195 Corn, Grain - 195 bu/A

C200 Corn, Grain - 200 bu/A
C205 Corn, Grain - 205 bu/A
C210 Corn, Grain - 210 bu/A
C215 Corn, Grain - 215 bu/A
C220 Corn, Grain - 220 bu/A
C225 Corn, Grain - 225 bu/A
C230 Corn, Grain - 230 bu/A
C235 Corn, Grain - 235 bu/A
C240 Corn, Grain - 240 bu/A
C245 Corn, Grain - 245 bu/A
C250 Corn, Grain - 250 bu/A
C255 Corn, Grain - 255 bu/A
C260 Corn, Grain - 260 bu/A
C265 Corn, Grain - 265 bu/A
C270 Corn, Grain - 270 bu/A
C275 Corn, Grain - 275 bu/A
C280 Corn, Grain - 280 bu/A
C285 Corn, Grain - 285 bu/A
C290 Corn, Grain - 290 bu/A
C295 Corn, Grain - 295 bu/A
C300 Corn, Grain - 300 bu/A
C80 Corn, Grain - 80 bu/A
C85 Corn, Grain - 85 bu/A
C90 Corn, Grain - 90 bu/A
C95 Corn, Grain - 95 bu/A
025 Grain Sorghum
419 Hemp
024 Sorghum for Silage
019 Soybeans/Sorghum-Silage
027 Sugarcane
026 Sweet Sorghum

Cotton

001 Cotton - Dryland
002 Cotton - Irrigated
C1100 Cotton 1100 lbs/A
C1200 Cotton 1200 lbs/A
C1300 Cotton 1300 lbs/A
C1400 Cotton 1400 lbs/A
C1500 Cotton 1500 lbs/A
C1600 Cotton 1600 lbs/A
C1700 Cotton 1700 lbs/A
C1800 Cotton 1800 lbs/A
C1900 Cotton 1900 lbs/A
C2000 Cotton 2000 lbs/A
C600 Cotton 600 lbs/A
C700 Cotton 700 lbs/A
C800 Cotton 800 lbs/A
C900 Cotton 900 lbs/A
S100 Soybeans 100 bu/A
S15 Soybeans 15 bu/A
S20 Soybeans 20 bu/A
S25 Soybeans 25 bu/A
S30 Soybeans 30 bu/A
S35 Soybeans 35 bu/A
S40 Soybeans 40 bu/A
S45 Soybeans 45 bu/A
S50 Soybeans 50 bu/A
S55 Soybeans 55 bu/A
S60 Soybeans 60 bu/A
S65 Soybeans 65 bu/A
S70 Soybeans 70 bu/A
S75 Soybeans 75 bu/A
S80 Soybeans 80 bu/A
S85 Soybeans 85 bu/A
S90 Soybeans 90 bu/A
S95 Soybeans 95 bu/A

Crop Rotations

021 Corn in Rotation
030 Small Grain in Rotation

Diagnostic

000 Diagnostic
P1500 Peanuts 1500 lbs/A
P2000 Peanuts 2000 lbs/A
P2500 Peanuts 2500 lbs/A
P3000 Peanuts 3000 lbs/A
P3500 Peanuts 3500 lbs/A

P4000 Peanuts 4000 lbs/A
P4500 Peanuts 4500 lbs/A
P5000 Peanuts 5000 lbs/A
P5500 Peanuts 5500 lbs/A
P6000 Peanuts 6000 lbs/A

Forage Legumes

050 Alfalfa
005 Annual Legume/Sum Grass
006 Annual Legume/Win Grass
007 Annual Legumes
010 Common Lespedeza
037 Grass-Clover Pasture
011 Sericea Lespedeza

Forages

033 Bahiagrass Pasture
036 Bermuda/Bahiagrass-Hay
034 Bermudagrass Pasture
035 Bermudagrass, Estab.
049 Fescue Hay
031 Fescue,CoolSeasonPasture
032 Orchardgrass

Fruits/Nuts

080 Apples
082 Blueberries(acre)
084 Grapes(Bunch/Muscadine)
013 Kiwi
085 Nectarines
086 Peaches
081 Pears
088 Pecans
087 Plums
074 Strawberries(acre)

General Turf

093 Carpetgrass(sq ft)
094 Centipedegrass(sq ft)
044 CoolSeasonGrsmaint(sq ft)
119 St. Augustinegrass(sq ft)
047 Turf Establishment(sq ft)
048 WarmSeasonGrsmaint(sq ft)

General Turf (large)

106 Carpetgrass(acre-clay)
106 Carpetgrass(acre-sand)
107 Centipedegrass(acre-clay)
107 Centipedegrass(acre-sand)
112 CoolSeasonGrsmaint(acre)
105 StAugustineGrsmaint(acre)
113 Turf Establishment(acre)
114 WarmSeasonGrsmaint(acre)

Home Garden

090 Home Garden (Inorganic)
091 Home Garden (Organic)

Home Orchards

205 Apple Trees
202 Blackberries
203 Blueberries(sq ft)
206 Fig Trees
204 Grapes
208 Peach Trees
207 Pear Trees
210 Pecan Trees
209 Plum Trees
201 Strawberries(sq ft)

Ornamentals

017 Annual Flowers/Roses(sq ft)
018 Ornamental/Shade Trees
212 Palm Trees
016 Perennial Flowers(sq ft)
211 Pine Trees
015 Shrubs(sq ft)

Ornamentals (large)

108 Annual Flowers/Roses(acre)
110 Perennial Flowers(acre)
117 Shrubs(acre)

Roadside Turf

045 Roadside Turf Estab.
046 Roadside Turf Maint.

Small Grain

012 Rice, Upland Irrigated
003 Sesame
029 Small Grain
097 Small Grain Silage

Soybeans/Peanuts

008 Peanuts
P1000 Peanuts 1000 lbs/A
009 Perennial Peanuts
028 Sunflowers

Speciality Turf

040 Athletic Fields
042 Bentgrass Golf Green(acre)
111 Bentgrass Golf Green(sq ft)
043 BermudaGolfGrn/Tee(acre)
118 BermudaGolfGrn/Tee(sq ft)
041 Golf Fairway

Temporary Grazing

039 Temp Annual Graze-Sum
038 Temp Annual Graze-Winter

Tobacco

099 Tobacco
T1500 Tobacco 1500 lbs/A
T2000 Tobacco 2000 lbs/A
T2500 Tobacco 2500 lbs/A
T3000 Tobacco 3000 lbs/A
T3500 Tobacco 3500 lbs/A
T4000 Tobacco 4000 lbs/A

Tobacco Bed

098 Tobacco Bed

Tomato (Costal)

078 Tomato (bareground)
128 Tomatoes (plasticulture)

Tomato (Piedmont)

078 Tomato (bareground)

Trees

092 Christmas Trees

Truck Crops

051 Asparagus, Establishment
066 Asparagus, Maintenance
060 Beets
061 Broccoli
120 Brussel Sprouts
062 Cabbage
052 Cantaloupes (bareground)
132 Cantaloupes (plasticulture)
063 Carrots
079 Cauliflower
064 Collards
053 Cucumbers (bareground)
133 Cucumbers (plasticulture)
065 Eggplant (bareground)
134 Eggplant (plasticulture)
126 English Pea
067 Green Onions
072 Greens
095 Irish Potatoes (clay)
095 Irish Potatoes (sand)
122 Leek
054 Lettuce
055 Lima Beans
121 Mustard
056 Okra
068 Onions
127 Parsley
125 Parsnip
069 Pepper (bareground)
131 Pepper (plasticulture)
070 Pole Beans
014 Pumpkins
130 Radish
124 Rutabaga
057 Snapbeans
073 Southern Peas
071 Spinach
058 Squash (winter)
129 Summer Squash
075 Sweet Corn

076 Sweet Potatoes
 123 Turnips
 059 Watermelons

Wildlife

140 DoveField,Corn/Sorghum
 141 DoveField,Sunflower
 142 Fall Deer, Alfalfa
 143 Fall Deer, ForageChicory
 144 FallDeerMix, Brassicas
 147 FallDeerMix, Legumes
 145 FallDeerMix,AnnualGr
 146 FallDeerMix,Grs/Clover
 103 Grass/Legume-Wildlife
 101 Grasses for Wildlife
 102 Legumes for Wildlife

Table 4. County Groups County Groups by Soil Type.

Piedmont

Abbeville
 Anderson
 Cherokee
 Chester
 Edgefield
 Fairfield
 Greenville
 Greenwood
 Lancaster
 Laurens
 McCormick
 Newberry
 Oconee
 Pickens
 Saluda
 Spartanburg
 Union
 York

Sandhills

Aiken
 Chesterfield
 Kershaw
 Lexington
 Richland

Costal Plains

Allendale
 Bamberg
 Barnwell
 Calhoun
 Clarendon
 Darlington
 Dillon
 Florence
 Lee
 Marion
 Marlboro
 Orangeburg
 Sumter

Lower Costal Plains

Beaufort
 Berkeley
 Charleston
 Colleton
 Dorchester
 Georgetown
 Hampton
 Horry
 Jasper
 Williamsburg

Table 5. Samples Analyzed According to Soil pH and by Crop Group and Soil Type.

Crop	Total	COSTAL PLAINS Soil pH Range					
		<5.0	5.1-5.5	5.6-6.0	6.1-6.5	6.6-7.0	>7.0
Az/Rhod/Cam	37	3	7	14	11	1	1
Az/Rhod/Cam (large)	2	0	0	0	0	1	1
Canola	0	0	0	0	0	0	0

Corn/Sorghum	2361	17	115	682	1143	379	25
Cotton	3061	7	153	908	1404	537	52
Crop Rotations	313	3	40	205	51	8	6
Diagnostic	66	2	10	24	22	4	4
Forage Legumes	301	3	17	87	86	106	2
Forages	923	9	129	377	311	84	13
Fruits/Nuts	153	6	14	58	54	18	3
General Turf	1273	61	324	386	354	135	13
General Turf (large)	64	1	11	29	16	7	0
Home Garden	729	19	78	184	244	154	50
Home Orchards	159	5	44	64	28	12	6
Ornamentals	457	50	102	138	106	45	16
Ornamentals (large)	24	1	6	9	6	2	0
Roadside Turf	0	0	0	0	0	0	0
Small Grain	242	2	34	46	120	40	0
Soybeans/Peanuts	460	3	27	162	183	80	5
Speciality Turf	142	3	9	23	77	29	1
Temporary Grazing	38	0	3	20	15	0	0
Tobacco	11	0	1	5	2	3	0
Tobacco Bed	11	0	1	5	2	3	0
Tomato (Costal)	35	0	7	4	13	7	4
Tomato (Piedmont)	0	0	0	0	0	0	0
Trees	3	0	1	2	0	0	0
Truck Crops	506	7	67	127	171	123	11
Wildlife	676	62	170	227	157	54	6
Total	12047	264	1370	3786	4576	1832	219

LOWER COSTAL PLAINS

Soil pH Range

Crop	Total	<5.0	5.1-5.5	5.6-6.0	6.1-6.5	6.6-7.0	>7.0
Az/Rhod/Cam	235	29	31	58	47	43	27
Az/Rhod/Cam (large)	2	0	1	1	0	0	0
Canola	2	0	2	0	0	0	0
Corn/Sorghum	1041	34	152	431	358	58	8
Cotton	1848	11	74	494	1093	173	3
Crop Rotations	31	2	9	12	8	0	0
Diagnostic	8	0	1	7	0	0	0
Forage Legumes	157	5	44	46	47	14	1
Forages	551	20	116	147	183	68	17
Fruits/Nuts	62	9	3	23	19	3	5
General Turf	2206	105	284	530	551	427	309
General Turf (large)	151	4	25	52	53	14	3
Home Garden	835	35	70	153	191	254	132
Home Orchards	272	29	54	65	58	46	20
Ornamentals	1398	103	179	339	311	290	176
Ornamentals (large)	19	5	2	7	5	0	0
Roadside Turf	78	13	12	16	15	12	10
Small Grain	281	26	60	127	53	14	1
Soybeans/Peanuts	403	14	71	181	111	24	2
Speciality Turf	30	3	8	8	6	4	1
Temporary Grazing	68	7	23	15	23	0	0
Tobacco	21	0	1	10	9	1	0
Tobacco Bed	0	0	0	0	0	0	0
Tomato (Costal)	38	1	3	12	10	9	3
Tomato (Piedmont)	0	0	0	0	0	0	0
Trees	0	0	0	0	0	0	0
Truck Crops	364	29	75	128	58	56	18
Wildlife	1402	159	337	449	285	142	30
Total	11503	643	1637	3311	3494	1652	766

PIEDMONT
Soil pH Range

Crop	Total	<5.0	5.1-5.5	5.6-6.0	6.1-6.5	6.6-7.0	>7.0
Az/Rhod/Cam	139	8	23	47	36	21	4
Az/Rhod/Cam (large)	2	1	0	1	0	0	0
Canola	0	0	0	0	0	0	0
Corn/Sorghum	501	18	76	189	173	43	2
Cotton	286	1	25	95	123	37	5
Crop Rotations	87	1	6	32	36	11	1
Diagnostic	18	0	2	6	2	3	5
Forage Legumes	531	8	103	253	139	25	3
Forages	3006	38	549	1421	794	180	24
Fruits/Nuts	217	3	45	92	50	21	6
General Turf	4291	133	755	1554	1304	473	72
General Turf (large)	111	5	20	57	21	7	1
Home Garden	1481	27	162	328	362	388	214
Home Orchards	495	29	136	171	106	43	10
Ornamentals	1055	39	235	367	260	121	33
Ornamentals (large)	26	0	9	5	7	5	0
Roadside Turf	3	0	1	0	0	2	0
Small Grain	249	7	33	93	92	22	2
Soybeans/Peanuts	46	3	10	16	10	6	1
Speciality Turf	199	2	20	104	56	15	2
Temporary Grazing	271	9	62	120	64	15	1
Tobacco	0	0	0	0	0	0	0
Tobacco Bed	0	0	0	0	0	0	0
Tomato (Costal)	46	0	2	11	12	20	1
Tomato (Piedmont)	0	0	0	0	0	0	0
Trees	14	0	3	5	3	3	0
Truck Crops	296	7	41	69	84	76	19
Wildlife	1411	61	283	543	331	168	25
Total	14781	400	2601	5579	4065	1705	431

SANDHILL
Soil pH Range

Crop	Total	<5.0	5.1-5.5	5.6-6.0	6.1-6.5	6.6-7.0	>7.0
Az/Rhod/Cam	112	19	34	32	19	4	4
Az/Rhod/Cam (large)	2	0	1	1	0	0	0
Canola	0	0	0	0	0	0	0
Corn/Sorghum	574	7	60	178	147	74	108
Cotton	723	11	58	239	265	74	76
Crop Rotations	75	3	14	22	31	4	1
Diagnostic	38	6	12	5	8	4	3
Forage Legumes	129	4	34	50	29	11	1
Forages	1098	43	219	393	314	112	17
Fruits/Nuts	104	1	24	41	29	8	1
General Turf	7786	136	986	2908	2738	893	125
General Turf (large)	35	6	4	16	6	2	1
Home Garden	828	28	100	179	230	190	101
Home Orchards	249	14	88	81	26	19	21
Ornamentals	793	74	190	237	181	72	39
Ornamentals (large)	67	5	11	30	12	5	4
Roadside Turf	42	5	14	7	10	4	2
Small Grain	199	1	18	48	63	43	26
Soybeans/Peanuts	71	2	10	20	29	10	0
Speciality Turf	172	3	19	90	42	16	2
Temporary Grazing	59	1	8	29	7	9	5
Tobacco	5	0	1	1	3	0	0
Tobacco Bed	3	0	1	1	1	0	0

Tomato (Costal)	24	0	3	7	8	6	0
Tomato (Piedmont)	0	0	0	0	0	0	0
Trees	7	0	2	4	0	0	1
Truck Crops	803	2	36	103	275	308	79
Wildlife	1461	114	379	484	295	122	67
Total	15459	485	2326	5206	4768	1990	684

Table 6. P, K, Ca, and Mg Ratings.

Crop	COSTAL PLAINS																				
	Total	P Ratings					K Ratings					Ca Ratings					Mg Ratings				
		L	M	S	H	E	L	M	S	H	E	L	M	S	H	E	L	M	S	H	E
Az/Rhod/Cam	37	13	8	5	7	4	19	15	3	0	0	6	5	11	4	11	3	3	31	0	0
Az/Rhod/Cam (large)	2	0	0	0	1	1	1	1	0	0	0	0	0	0	0	2	0	0	2	0	0
Canola	0	0	0	0	0	0	0	0	0	0	0	0	0	0	0	0	0	0	0	0	0
Corn/Sorghum	2361	182	469	449	654	607	264	1175	312	370	240	109	713	1259	139	141	76	210	2075	0	0
Cotton	3061	265	712	591	744	749	335	1427	444	506	349	92	892	1769	144	164	84	294	2683	0	0
Crop Rotations	313	30	69	42	71	101	37	115	35	77	49	13	61	194	28	17	12	46	255	0	0
Diagnostic	66	18	6	12	10	20	16	30	8	4	8	8	18	26	4	10	1	12	53	0	0
Forage Legumes	301	20	25	19	89	148	81	164	24	17	15	12	92	175	16	6	1	12	288	0	0
Forages	923	100	241	126	180	276	336	365	73	71	78	80	260	449	60	74	43	100	780	0	0
Fruits/Nuts	153	12	40	17	37	47	26	65	22	23	17	16	38	80	8	11	2	20	131	0	0
General Turf	1273	377	379	200	203	114	312	612	127	115	107	141	379	553	67	133	46	120	1107	0	0
General Turf (large)	64	28	12	8	9	7	16	34	5	6	3	11	25	14	4	10	0	17	47	0	0
Home Garden	729	55	122	91	115	346	128	285	77	92	147	42	153	263	43	228	20	55	654	0	0
Home Orchards	159	28	30	26	31	44	53	73	16	5	12	23	44	59	11	22	10	20	129	0	0
Ornamentals	457	120	100	50	64	123	188	186	21	24	38	61	84	119	44	149	30	45	382	0	0
Ornamentals (large)	24	14	0	2	0	8	6	12	1	3	2	4	9	4	2	5	1	2	21	0	0
Roadside Turf	0	0	0	0	0	0	0	0	0	0	0	0	0	0	0	0	0	0	0	0	0
Small Grain	242	14	58	59	53	58	28	115	34	41	24	18	64	137	16	7	13	24	205	0	0
Soybeans/Peanuts	460	29	122	60	117	132	60	184	47	97	72	25	117	283	19	16	22	55	383	0	0
Speciality Turf	142	30	24	21	40	27	41	77	7	9	8	1	47	59	18	17	2	13	127	0	0
Temporary Grazing	38	9	14	5	5	5	10	17	4	3	4	3	17	12	4	2	0	1	37	0	0
Tobacco	11	1	0	1	3	6	1	7	0	2	1	1	1	7	2	0	2	2	7	0	0
Tobacco Bed	11	1	0	1	3	6	1	7	0	2	1	1	1	7	2	0	2	2	7	0	0
Tomato (Costal)	35	3	5	1	7	19	7	18	2	3	5	1	6	15	1	12	0	3	32	0	0
Tomato (Piedmont)	0	0	0	0	0	0	0	0	0	0	0	0	0	0	0	0	0	0	0	0	0
Trees	3	1	1	1	0	0	0	3	0	0	0	0	2	0	1	0	0	0	3	0	0
Truck Crops	506	31	72	26	115	262	109	296	37	36	28	50	140	256	18	42	19	54	433	0	0
Wildlife	676	222	169	68	126	91	356	188	44	55	33	208	228	201	25	14	71	115	490	0	0
Total	12047	1603	2678	1881	2684	3201	2431	5471	1343	1561	1241	926	3396	5952	680	1093	460	1225	10362	0	0

Crop	LOWER COSTAL PLAINS																				
	Total	P Ratings					K Ratings					Ca Ratings					Mg Ratings				
		L	M	S	H	E	L	M	S	H	E	L	M	S	H	E	L	M	S	H	E
Az/Rhod/Cam	235	33	41	24	37	100	59	111	21	19	25	6	20	29	14	166	5	5	225	0	0
Az/Rhod/Cam (large)	2	1	1	0	0	0	1	1	0	0	0	0	0	1	1	0	0	0	2	0	0
Canola	2	1	0	0	0	1	0	2	0	0	0	0	1	0	0	1	0	0	2	0	0
Corn/Sorghum	1041	112	232	223	244	230	215	524	92	116	94	142	368	402	66	63	53	189	799	0	0
Cotton	1848	90	287	412	631	428	236	1028	209	248	127	76	645	935	110	82	86	355	1407	0	0
Crop Rotations	31	1	11	5	7	7	4	20	2	3	2	7	13	10	1	0	4	9	18	0	0
Diagnostic	8	0	2	3	0	3	3	3	0	0	2	1	3	4	0	0	0	2	6	0	0
Forage Legumes	157	34	39	23	28	33	68	52	17	11	9	39	48	53	9	8	8	25	124	0	0
Forages	551	98	119	68	76	190	220	204	34	35	58	59	143	237	48	64	29	51	471	0	0
Fruits/Nuts	62	10	15	7	5	25	29	23	2	3	5	5	16	17	4	20	4	6	52	0	0

General Turf	2206	529	505	251	309	612	625	1111	180	129	161	89	215	513	256	1133	60	156	1990	0	0
General Turf (large)	151	47	40	17	18	29	28	103	14	4	2	3	10	35	25	78	4	3	144	0	0
Home Garden	835	52	80	39	93	571	140	313	62	97	223	46	82	130	39	538	24	51	760	0	0
Home Orchards	272	45	33	34	41	119	102	103	16	23	28	21	45	49	21	136	18	24	230	0	0
Ornamentals	1398	266	230	128	176	598	453	587	87	104	167	65	135	249	107	842	25	96	1277	0	0
Ornamentals (large)	19	8	7	1	0	3	9	7	2	0	1	7	3	2	0	7	2	6	11	0	0
Roadside Turf	78	24	22	8	12	12	29	24	5	8	12	12	17	14	7	28	10	7	61	0	0
Small Grain	281	70	44	46	56	65	126	123	12	14	6	74	98	74	16	19	32	76	173	0	0
Soybeans/Peanuts	403	55	83	67	99	99	124	213	32	21	13	72	143	143	26	19	49	104	250	0	0
Speciality Turf	30	14	2	1	4	9	15	9	2	3	1	5	0	6	7	12	1	1	28	0	0
Temporary Grazing	68	23	19	10	13	3	25	30	3	3	7	21	23	20	3	1	4	20	44	0	0
Tobacco	21	0	2	3	2	14	8	12	1	0	0	2	10	9	0	0	11	8	2	0	0
Tobacco Bed	0	0	0	0	0	0	0	0	0	0	0	0	0	0	0	0	0	0	0	0	0
Tomato (Costal)	38	1	4	2	5	26	7	17	3	3	8	2	7	10	1	18	2	2	34	0	0
Tomato (Piedmont)	0	0	0	0	0	0	0	0	0	0	0	0	0	0	0	0	0	0	0	0	0
Trees	0	0	0	0	0	0	0	0	0	0	0	0	0	0	0	0	0	0	0	0	0
Truck Crops	364	47	59	35	52	171	110	157	11	41	45	69	109	76	12	98	37	72	255	0	0
Wildlife	1402	426	334	192	225	225	728	542	61	32	39	386	394	370	84	168	127	293	982	0	0
Total	11503	1987	2211	1599	2133	3573	3364	5319	868	917	1035	1209	2548	3388	857	3501	595	1561	9347	0	0

PIEDMONT

Crop	Total	P Ratings					K Ratings					Ca Ratings					Mg Ratings				
		L	M	S	H	E	L	M	S	H	E	L	M	S	H	E	L	M	S	H	E
Az/Rhod/Cam	139	36	34	20	16	33	11	54	12	27	35	10	15	26	11	77	4	14	121	0	0
Az/Rhod/Cam (large)	2	2	0	0	0	0	1	1	0	0	0	1	0	0	0	1	1	1	0	0	0
Canola	0	0	0	0	0	0	0	0	0	0	0	0	0	0	0	0	0	0	0	0	0
Corn/Sorghum	501	84	72	43	47	255	89	233	54	59	66	19	104	277	51	50	14	56	431	0	0
Cotton	286	33	52	27	24	150	29	133	23	60	41	3	58	161	37	27	4	18	264	0	0
Crop Rotations	87	12	20	11	6	38	19	49	8	8	3	0	17	54	8	8	0	4	83	0	0
Diagnostic	18	7	1	2	3	5	3	7	0	1	7	2	4	2	1	9	3	2	13	0	0
Forage Legumes	531	152	125	34	69	151	56	221	51	79	124	17	95	219	71	129	1	27	503	0	0
Forages	3006	816	622	265	314	989	523	1115	281	367	720	128	541	1378	426	533	43	186	2777	0	0
Fruits/Nuts	217	49	23	13	30	102	9	122	28	23	35	20	56	81	27	33	10	48	159	0	0
General Turf	4291	1529	1103	477	466	716	196	1546	595	1006	948	143	518	1564	668	1398	45	508	3738	0	0
General Turf (large)	111	32	33	9	8	29	31	40	13	15	12	8	26	48	15	14	0	18	93	0	0
Home Garden	1481	217	170	101	134	859	82	414	160	240	585	31	131	266	117	936	17	93	1371	0	0
Home Orchards	495	228	84	26	41	116	46	218	61	69	101	27	129	166	40	133	11	77	407	0	0
Ornamentals	1055	384	238	95	74	264	97	453	114	167	224	64	116	261	99	515	16	126	913	0	0
Ornamentals (large)	26	3	6	0	10	7	3	11	5	2	5	2	1	9	6	8	1	4	21	0	0
Roadside Turf	3	0	1	0	2	0	0	3	0	0	0	0	1	0	0	2	0	0	3	0	0
Small Grain	249	30	51	23	29	116	48	117	21	27	36	16	65	106	24	38	5	19	225	0	0
Soybeans/Peanuts	46	16	9	0	6	15	9	26	1	8	2	9	7	20	4	6	3	10	33	0	0
Speciality Turf	199	108	35	12	9	35	48	102	12	25	12	13	85	62	12	27	5	36	158	0	0
Temporary Grazing	271	66	36	18	17	134	60	105	29	32	45	16	65	98	37	55	3	22	246	0	0
Tobacco	0	0	0	0	0	0	0	0	0	0	0	0	0	0	0	0	0	0	0	0	0
Tobacco Bed	0	0	0	0	0	0	0	0	0	0	0	0	0	0	0	0	0	0	0	0	0
Tomato (Costal)	46	4	1	2	3	36	5	17	5	6	13	0	5	15	10	16	2	4	40	0	0
Tomato (Piedmont)	0	0	0	0	0	0	0	0	0	0	0	0	0	0	0	0	0	0	0	0	0
Trees	14	8	5	0	0	1	4	7	1	2	0	0	10	4	0	0	0	1	13	0	0
Truck Crops	296	48	30	27	24	167	33	97	37	34	95	18	52	116	36	74	13	30	253	0	0
Wildlife	1411	738	320	81	89	183	349	695	116	138	113	102	369	674	143	123	24	126	1261	0	0
Total	14781	4602	3071	1286	1421	4401	1751	5786	1627	2395	3222	649	2470	5607	1843	4212	225	1430	13126	0	0

SANDHILL

P Ratings					K Ratings					Ca Ratings					Mg Ratings				
-----------	--	--	--	--	-----------	--	--	--	--	------------	--	--	--	--	------------	--	--	--	--

Crop	Total	L	M	S	H	E	L	M	S	H	E	L	M	S	H	E	L	M	S	H	E
Az/Rhod/Cam	112	44	28	10	16	14	47	44	5	5	11	13	23	39	6	31	5	8	99	0	0
Az/Rhod/Cam (large)	2	0	0	0	1	1	0	2	0	0	0	0	0	0	0	2	0	0	2	0	0
Canola	0	0	0	0	0	0	0	0	0	0	0	0	0	0	0	0	0	0	0	0	0
Corn/Sorghum	574	91	68	64	111	240	220	231	29	44	50	44	185	213	33	99	51	98	425	0	0
Cotton	723	63	95	89	177	299	121	248	79	116	159	27	201	317	53	125	48	100	575	0	0
Crop Rotations	75	2	6	7	10	50	8	21	12	11	23	5	19	36	4	11	2	8	65	0	0
Diagnostic	38	13	12	4	5	4	10	14	4	2	8	11	10	4	4	9	5	7	26	0	0
Forage Legumes	129	42	22	16	14	35	61	43	3	5	17	24	46	37	17	5	7	14	108	0	0
Forages	1098	217	219	126	164	372	519	436	26	57	60	162	315	453	72	96	68	126	904	0	0
Fruits/Nuts	104	19	27	11	19	28	46	46	3	5	4	23	40	29	3	9	16	7	81	0	0
General Turf	7786	3634	2313	730	630	479	2025	4523	459	477	302	316	1524	3675	975	1296	150	644	6992	0	0
General Turf (large)	35	18	9	5	2	1	23	7	1	1	3	17	10	6	0	2	3	9	23	0	0
Home Garden	828	86	82	64	96	500	226	270	54	57	221	56	96	160	49	467	22	43	763	0	0
Home Orchards	249	96	49	20	31	53	125	78	8	8	30	45	71	65	14	54	30	39	180	0	0
Ornamentals	793	275	169	65	80	204	296	306	41	44	106	89	121	239	56	288	47	103	643	0	0
Ornamentals (large)	67	17	16	11	3	20	18	26	2	9	12	5	23	14	3	22	1	7	59	0	0
Roadside Turf	42	26	11	0	1	4	25	14	3	0	0	21	4	8	5	4	8	11	23	0	0
Small Grain	199	27	17	13	38	104	64	60	8	28	39	17	61	60	22	39	11	23	165	0	0
Soybeans/Peanuts	71	19	12	7	14	19	21	33	4	7	6	6	33	23	3	6	5	15	51	0	0
Speciality Turf	172	52	53	22	21	24	37	88	13	24	10	10	39	95	19	9	8	10	154	0	0
Temporary Grazing	59	19	7	11	0	22	28	20	2	5	4	5	16	19	6	13	1	4	54	0	0
Tobacco	5	0	0	1	1	3	2	3	0	0	0	1	1	3	0	0	1	1	3	0	0
Tobacco Bed	3	0	0	0	0	3	1	2	0	0	0	1	0	2	0	0	1	0	2	0	0
Tomato (Costal)	24	0	3	0	2	19	8	5	0	4	7	1	3	7	3	10	1	1	22	0	0
Tomato (Piedmont)	0	0	0	0	0	0	0	0	0	0	0	0	0	0	0	0	0	0	0	0	0
Trees	7	4	2	0	0	1	3	2	1	0	1	1	3	2	0	1	0	2	5	0	0
Truck Crops	803	15	64	34	106	584	207	393	34	70	99	42	144	274	93	250	13	80	710	0	0
Wildlife	1461	649	351	137	166	158	652	565	78	102	64	296	452	451	94	168	106	210	1145	0	0
Total	15459	5428	3635	1447	1708	3241	4793	7480	869	1081	1236	1238	3440	6231	1534	3016	610	1570	13279	0	0

Table 7. Samples Analyzed According to Zn, Mn, and B Levels by Crop Group and Soil Type.

Crop	Total	COSTAL PLAINS							
		Zn(lbs/A)		Mn (lbs/A)		B (lbs/A)			
		<1.6	>=1.6	<6.0	>=6.0	0-0.1	0.1-0.5	0.5-1.0	>=1.0
		I	S	I	S				
Az/Rhod/Cam	37	0	37	0	37	2	5	21	9
Az/Rhod/Cam (large)	2	0	2	0	2	0	0	0	2
Canola	0	0	0	0	0	0	0	0	0
Corn/Sorghum	2361	38	2323	11	2350	128	1140	900	193
Cotton	3061	47	3014	41	3020	79	1258	1464	260
Crop Rotations	313	5	308	29	284	7	166	134	6
Diagnostic	66	2	64	0	66	0	12	42	12
Forage Legumes	301	5	296	1	300	9	199	37	56
Forages	923	27	896	9	914	33	325	475	90
Fruits/Nuts	153	5	148	0	153	12	91	36	14
General Turf	1273	30	1243	25	1248	18	449	650	156
General Turf (large)	64	0	64	2	62	9	18	29	8
Home Garden	729	10	719	5	724	10	243	240	236
Home Orchards	159	10	149	7	152	10	46	73	30
Ornamentals	457	10	447	13	444	3	105	219	130
Ornamentals (large)	24	0	24	0	24	0	7	9	8
Roadside Turf	0	0	0	0	0	0	0	0	0
Small Grain	242	5	237	2	240	7	116	112	7
Soybeans/Peanuts	460	6	454	3	457	4	132	276	48

Speciality Turf	142	0	142	1	141	0	41	75	26
Temporary Grazing	38	6	32	0	38	0	14	22	2
Tobacco	11	1	10	0	11	0	3	8	0
Tobacco Bed	11	1	10	0	11	0	3	8	0
Tomato (Costal)	35	0	35	1	34	0	4	22	9
Tomato (Piedmont)	0	0	0	0	0	0	0	0	0
Trees	3	0	3	0	3	0	0	3	0
Truck Crops	506	17	489	8	498	14	299	149	44
Wildlife	676	125	551	48	628	30	268	321	57
Total	12047	350	11697	206	11841	375	4944	5325	1403

LOWER COSTAL PLAINS

Crop	Total	Zn(lbs/A)		Mn (lbs/A)		B (lbs/A)			
		<1.6	>=1.6	<6.0	>=6.0	0-0.1	0.1-0.5	0.5-1.0	>=1.0
		I	S	I	S				
Az/Rhod/Cam	235	13	222	18	217	1	24	65	145
Az/Rhod/Cam (large)	2	0	2	0	2	0	0	2	0
Canola	2	0	2	0	2	0	0	2	0
Corn/Sorghum	1041	77	964	54	987	12	522	440	67
Cotton	1848	20	1828	21	1827	118	1102	601	27
Crop Rotations	31	3	28	7	24	2	16	12	1
Diagnostic	8	0	8	0	8	0	0	5	3
Forage Legumes	157	10	147	5	152	2	56	65	34
Forages	551	22	529	26	525	10	223	264	54
Fruits/Nuts	62	7	55	7	55	3	20	28	11
General Turf	2206	129	2077	163	2043	23	241	971	971
General Turf (large)	151	2	149	6	145	2	14	57	78
Home Garden	835	24	811	35	800	4	122	193	516
Home Orchards	272	17	255	13	259	0	58	75	139
Ornamentals	1398	83	1315	65	1333	5	198	384	811
Ornamentals (large)	19	3	16	7	12	0	2	9	8
Roadside Turf	78	14	64	9	69	0	18	32	28
Small Grain	281	35	246	29	252	11	108	138	24
Soybeans/Peanuts	403	17	386	27	376	3	165	210	25
Speciality Turf	30	3	27	3	27	0	3	15	12
Temporary Grazing	68	7	61	2	66	7	25	24	12
Tobacco	21	0	21	0	21	4	10	7	0
Tobacco Bed	0	0	0	0	0	0	0	0	0
Tomato (Costal)	38	0	38	0	38	1	5	17	15
Tomato (Piedmont)	0	0	0	0	0	0	0	0	0
Trees	0	0	0	0	0	0	0	0	0
Truck Crops	364	18	346	17	347	26	112	136	90
Wildlife	1402	258	1144	195	1207	68	498	716	120
Total	11503	762	10741	709	10794	302	3542	4468	3191

PIEDMONT

Crop	Total	Zn(lbs/A)		Mn (lbs/A)		B (lbs/A)			
		<1.6	>=1.6	<6.0	>=6.0	0-0.1	0.1-0.5	0.5-1.0	>=1.0
		I	S	I	S				
Az/Rhod/Cam	139	5	134	0	139	2	17	48	72
Az/Rhod/Cam (large)	2	0	2	0	2	0	0	0	2
Canola	0	0	0	0	0	0	0	0	0
Corn/Sorghum	501	19	482	2	499	3	84	271	143
Cotton	286	4	282	0	286	2	45	144	95
Crop Rotations	87	1	86	0	87	0	25	49	13
Diagnostic	18	3	15	0	18	0	3	6	9
Forage Legumes	531	19	512	1	530	3	57	224	247
Forages	3006	104	2902	6	3000	40	518	1662	786
Fruits/Nuts	217	4	213	1	216	5	87	73	52

General Turf	4291	108	4183	13	4278	40	762	2178	1311
General Turf (large)	111	9	102	1	110	1	23	68	19
Home Garden	1481	22	1459	1	1480	1	108	402	970
Home Orchards	495	21	474	2	493	2	75	242	176
Ornamentals	1055	44	1011	2	1053	11	168	394	482
Ornamentals (large)	26	2	24	0	26	1	5	8	12
Roadside Turf	3	0	3	0	3	0	1	2	0
Small Grain	249	3	246	0	249	0	79	107	63
Soybeans/Peanuts	46	3	43	0	46	0	16	14	16
Speciality Turf	199	18	181	0	199	4	92	80	23
Temporary Grazing	271	7	264	0	271	0	52	146	73
Tobacco	0	0	0	0	0	0	0	0	0
Tobacco Bed	0	0	0	0	0	0	0	0	0
Tomato (Costal)	46	1	45	0	46	0	8	19	19
Tomato (Piedmont)	0	0	0	0	0	0	0	0	0
Trees	14	0	14	0	14	0	10	3	1
Truck Crops	296	5	291	1	295	0	62	121	113
Wildlife	1411	155	1256	0	1411	13	304	852	242
Total	14781	557	14224	30	14751	128	2601	7113	4939

SANDHILL

Crop	Total	Zn(lbs/A)		Mn (lbs/A)		B (lbs/A)			
		<1.6	>=1.6	<6.0	>=6.0	0-0.1	0.1-0.5	0.5-1.0	>=1.0
		I	S	I	S				
Az/Rhod/Cam	112	0	112	4	108	2	31	50	29
Az/Rhod/Cam (large)	2	0	2	0	2	0	0	0	2
Canola	0	0	0	0	0	0	0	0	0
Corn/Sorghum	574	58	516	51	523	9	257	272	36
Cotton	723	6	717	0	723	5	198	393	127
Crop Rotations	75	1	74	0	75	9	19	20	27
Diagnostic	38	3	35	3	35	0	22	11	5
Forage Legumes	129	9	120	6	123	9	39	68	13
Forages	1098	49	1049	25	1073	48	501	449	100
Fruits/Nuts	104	7	97	4	100	11	30	53	10
General Turf	7786	81	7705	110	7676	185	2437	4018	1146
General Turf (large)	35	4	31	7	28	1	19	6	9
Home Garden	828	22	806	11	817	18	141	253	416
Home Orchards	249	19	230	5	244	17	76	99	57
Ornamentals	793	25	768	18	775	31	172	315	275
Ornamentals (large)	67	3	64	2	65	1	9	30	27
Roadside Turf	42	2	40	7	35	8	12	16	6
Small Grain	199	2	197	1	198	10	56	73	60
Soybeans/Peanuts	71	6	65	9	62	1	26	41	3
Speciality Turf	172	1	171	2	170	0	21	112	39
Temporary Grazing	59	4	55	1	58	1	14	28	16
Tobacco	5	0	5	0	5	0	0	5	0
Tobacco Bed	3	0	3	0	3	0	0	3	0
Tomato (Costal)	24	0	24	0	24	0	2	10	12
Tomato (Piedmont)	0	0	0	0	0	0	0	0	0
Trees	7	0	7	0	7	0	4	2	1
Truck Crops	803	3	800	4	799	12	225	346	220
Wildlife	1461	242	1219	106	1355	39	526	732	164
Total	15459	547	14912	376	15083	417	4837	7405	2800

Table 8. Samples Analyzed for sulfate sulfur.

Top Soils Samples S(lbs/A)			Sub Soil Samples S(lbs/A)		
<20	>=20	Total	<40	>=40	Total

50	58	108	0	1	1
(46.3%)	(53.7%)		(.%)	(100.%)	

Table 9. Total Samples Calculated According to Cation Exchange Capacity (CEC) Values by Soil Type.

CEC (meq/100g)			
	0-2	2-5	>5
COSTAL PLAINS	58	3393	3260
LOWER COSTAL PLAINS	47	2641	4992
PIEDMONT	18	1763	8838
SANDHILL	129	4423	7576

Table 10. Total Samples Calculated According to Percent Base Saturation Values by Soil Type.

	% Base Saturation		
	<33%	34-65%	>66%
COSTAL PLAINS	321	3092	3273
LOWER COSTAL PLAINS	530	2943	4178
PIEDMONT	331	4462	5792
SANDHILL	505	4924	6672

Table 11. Total Analyses

Analysis	Total
Standard Soil Test	50198
Organic Matter	1746
Nitrate Nitrogen	1758
Soluble Salts	447
Extractable Sulfate Sulfur	110
pH Only	18
Pond Bottom	27
Shrimp Pond	4
Soilless Mixes	49
Bulk Density	25

Table 12. Table 12. Total per Crop Analyzed for County and Account Samples.

CropName	Num Samples
Agronomic Crops	
050 - Alfalfa	0
005 - Annual Legume/Sum Grass	140
006 - Annual Legume/Win Grass	240
007 - Annual Legumes	240
033 - Bahiagrass Pasture	240
036 - Bermuda/Bahiagrass-Hay	1015
034 - Bermudagrass Pasture	1003
035 - Bermudagrass, Estab.	152
104 - Canola	8
010 - Common Lespedeza	5
023 - Corn for Silage	126
021 - Corn in Rotation	179
C100 - Corn, Grain - 100 bu/A	409
C105 - Corn, Grain - 105 bu/A	0
C110 - Corn, Grain - 110 bu/A	4
C115 - Corn, Grain - 115 bu/A	0
C120 - Corn, Grain - 120 bu/A	422
C125 - Corn, Grain - 125 bu/A	0
C130 - Corn, Grain - 130 bu/A	24
C135 - Corn, Grain - 135 bu/A	0
C140 - Corn, Grain - 140 bu/A	85
C145 - Corn, Grain - 145 bu/A	0
C150 - Corn, Grain - 150 bu/A	547
C155 - Corn, Grain - 155 bu/A	0
C160 - Corn, Grain - 160 bu/A	0

C165 - Corn, Grain - 165 bu/A	0
C170 - Corn, Grain - 170 bu/A	28
C175 - Corn, Grain - 175 bu/A	0
C180 - Corn, Grain - 180 bu/A	155
C185 - Corn, Grain - 185 bu/A	0
C190 - Corn, Grain - 190 bu/A	4
C195 - Corn, Grain - 195 bu/A	0
C200 - Corn, Grain - 200 bu/A	161
C205 - Corn, Grain - 205 bu/A	0
C210 - Corn, Grain - 210 bu/A	0
C215 - Corn, Grain - 215 bu/A	0
C220 - Corn, Grain - 220 bu/A	4
C225 - Corn, Grain - 225 bu/A	0
C230 - Corn, Grain - 230 bu/A	64
C235 - Corn, Grain - 235 bu/A	0
C240 - Corn, Grain - 240 bu/A	108
C245 - Corn, Grain - 245 bu/A	0
C250 - Corn, Grain - 250 bu/A	203
C255 - Corn, Grain - 255 bu/A	0
C260 - Corn, Grain - 260 bu/A	0
C265 - Corn, Grain - 265 bu/A	0
C270 - Corn, Grain - 270 bu/A	0
C275 - Corn, Grain - 275 bu/A	0
C280 - Corn, Grain - 280 bu/A	0
C285 - Corn, Grain - 285 bu/A	0
C290 - Corn, Grain - 290 bu/A	0
C295 - Corn, Grain - 295 bu/A	0
C300 - Corn, Grain - 300 bu/A	0
C80 - Corn, Grain - 80 bu/A	167
C85 - Corn, Grain - 85 bu/A	0
C90 - Corn, Grain - 90 bu/A	16
C95 - Corn, Grain - 95 bu/A	0
001 - Cotton - Dryland	2161
002 - Cotton - Irrigated	668
C1100 - Cotton 1100 lbs/A	0
C1200 - Cotton 1200 lbs/A	0
C1300 - Cotton 1300 lbs/A	0
C1400 - Cotton 1400 lbs/A	0
C1500 - Cotton 1500 lbs/A	0
C1600 - Cotton 1600 lbs/A	0
C1700 - Cotton 1700 lbs/A	0
C1800 - Cotton 1800 lbs/A	0
C1900 - Cotton 1900 lbs/A	0
C2000 - Cotton 2000 lbs/A	0
C600 - Cotton 600 lbs/A	0
C700 - Cotton 700 lbs/A	0
C800 - Cotton 800 lbs/A	0
C900 - Cotton 900 lbs/A	0
049 - Fescue Hay	296
031 - Fescue,CoolSeasonPasture	1294
025 - Grain Sorghum	193
037 - Grass-Clover Pasture	41
419 - Hemp	41
032 - Orchardgrass	5
008 - Peanuts	368
P1000 - Peanuts 1000 lbs/A	0
P1500 - Peanuts 1500 lbs/A	0
P2000 - Peanuts 2000 lbs/A	0
P2500 - Peanuts 2500 lbs/A	0
P3000 - Peanuts 3000 lbs/A	0
P3500 - Peanuts 3500 lbs/A	0
P4000 - Peanuts 4000 lbs/A	0

P4500 - Peanuts 4500 lbs/A	0
P5000 - Peanuts 5000 lbs/A	0
P5500 - Peanuts 5500 lbs/A	0
P6000 - Peanuts 6000 lbs/A	0
009 - Perennial Peanuts	6
012 - Rice, Upland Irrigated	29
011 - Sericea Lespedeza	11
003 - Sesame	22
029 - Small Grain	808
030 - Small Grain in Rotation	808
097 - Small Grain Silage	16
024 - Sorghum for Silage	54
S100 - Soybeans 100 bu/A	7
S15 - Soybeans 15 bu/A	0
S20 - Soybeans 20 bu/A	0
S25 - Soybeans 25 bu/A	0
S30 - Soybeans 30 bu/A	111
S35 - Soybeans 35 bu/A	0
S40 - Soybeans 40 bu/A	347
S45 - Soybeans 45 bu/A	0
S50 - Soybeans 50 bu/A	241
S55 - Soybeans 55 bu/A	0
S60 - Soybeans 60 bu/A	0
S65 - Soybeans 65 bu/A	0
S70 - Soybeans 70 bu/A	16
S75 - Soybeans 75 bu/A	0
S80 - Soybeans 80 bu/A	67
S85 - Soybeans 85 bu/A	0
S90 - Soybeans 90 bu/A	0
S95 - Soybeans 95 bu/A	0
019 - Soybeans/Sorghum-Silage	0
027 - Sugarcane	4
028 - Sunflowers	149
026 - Sweet Sorghum	27
039 - Temp Annual Graze-Sum	131
038 - Temp Annual Graze-Winter	123
099 - Tobacco	19
T1500 - Tobacco 1500 lbs/A	0
T2000 - Tobacco 2000 lbs/A	0
T2500 - Tobacco 2500 lbs/A	0
T3000 - Tobacco 3000 lbs/A	0
T3500 - Tobacco 3500 lbs/A	0
T4000 - Tobacco 4000 lbs/A	0
098 - Tobacco Bed	16
Truck Crops	
051 - Asparagus, Establishment	16
066 - Asparagus, Maintenance	4
060 - Beets	24
061 - Broccoli	8
120 - Brussel Sprouts	8
062 - Cabbage	8
052 - Cantaloupes (bareground)	19
132 - Cantaloupes (plasticulture)	3
063 - Carrots	3
079 - Cauliflower	0
064 - Collards	228
053 - Cucumbers (bareground)	22
133 - Cucumbers (plasticulture)	3
065 - Eggplant (bareground)	0
134 - Eggplant (plasticulture)	0
126 - English Pea	4
067 - Green Onions	63

072 - Greens	281
095 - Irish Potatoes (clay)	281
122 - Leek	8
054 - Lettuce	8
055 - Lima Beans	12
121 - Mustard	18
056 - Okra	33
068 - Onions	5
127 - Parsley	62
125 - Parsnip	0
069 - Pepper (bareground)	18
131 - Pepper (plasticulture)	16
070 - Pole Beans	16
014 - Pumpkins	22
130 - Radish	0
124 - Rutabaga	0
057 - Snapbeans	14
073 - Southern Peas	25
071 - Spinach	25
058 - Squash (winter)	14
129 - Summer Squash	45
075 - Sweet Corn	137
076 - Sweet Potatoes	34
078 - Tomato (bareground)	34
128 - Tomatoes (plasticulture)	33
123 - Turnips	18
059 - Watermelons	18
Fruit and Nut Crops	
080 - Apples	18
082 - Blueberries(acre)	71
084 - Grapes(Bunch/Muscadine)	55
013 - Kiwi	0
085 - Nectarines	1
086 - Peaches	241
081 - Pears	5
088 - Pecans	106
087 - Plums	17
074 - Strawberries(acre)	108
Golf Course, and Other Turf Crops	
040 - Athletic Fields	358
042 - Bentgrass Golf Green(acre)	15
111 - Bentgrass Golf Green(sq ft)	10
043 - BermudaGolfGrn/Tee(acre)	10
106 - Carpetgrass(acre-clay)	1
107 - Centipedegrass(acre-clay)	133
112 - CoolSeasonGrsmaint(acre)	133
041 - Golf Fairway	133
045 - Roadside Turf Estab.	94
046 - Roadside Turf Maint.	94
105 - StAugustineGrs	94
113 - Turf Establishment(acre)	94
114 - WarmSeasonGrsmaint(acre)	94
Nurseries	
108 - Annual Flowers/Roses(acre)	62
109 - Azalea,Rhod,Camellia(acre)	62
110 - Perennial Flowers(acre)	62
117 - Shrubs(acre)	62
Wildlife	
140 - DoveField,Corn/Sorghum	369
141 - DoveField,Sunflower	149
142 - Fall Deer, Alfalfa	149
143 - Fall Deer, ForageChicory	37

144 - FallDeerMix, Brassicas	241
147 - FallDeerMix, Legumes	200
145 - FallDeerMix,AnnualGrs	509
146 - FallDeerMix,Grs/Clover	266
103 - Grass/Legume-Wildlife	251
101 - Grasses for Wildlife	302
102 - Legumes for Wildlife	255
Trees	
092 - Christmas Trees	32
Homeowner	
017 - Annual Flowers/Roses(sq ft)	539
205 - Apple Trees	77
096 - Azalea,Rhod,Camellia(sq ft)	383
118 - BermudaGolfGrn/Tee(sq ft)	130
202 - Blackberries	45
203 - Blueberries(sq ft)	266
093 - Carpetgrass(sq ft)	15
094 - Centipedegrass(sq ft)	5376
044 - CoolSeasonGrsMaint(sq ft)	5376
206 - Fig Trees	39
204 - Grapes	69
090 - Home Garden (Inorganic)	4939
091 - Home Garden (Organic)	4939
018 - Ornamental/Shade Trees	751
212 - Palm Trees	77
208 - Peach Trees	121
207 - Pear Trees	121
210 - Pecan Trees	110
016 - Perennial Flowers(sq ft)	722
211 - Pine Trees	92
209 - Plum Trees	16
015 - Shrubs(sq ft)	969
119 - St. Augustinegrass(sq ft)	1407
201 - Strawberries(sq ft)	1407
047 - Turf Establishment(sq ft)	1407
048 - WarmSeasonGrsMaint(sq ft)	9155

This document was generated on 1/16/2024 4:32:10 PM.