



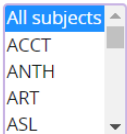
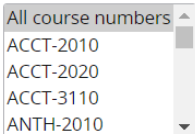
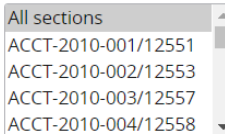
Releasing Seats for Spring Orientation Registration

Seats having been reserved for spring orientation are released prior to the session after continuing student time tickets have closed.

- 1 session in January for spring orientation (typically Monday before classes start)

Releasing Seats in the iROAR Seat Release Tool

- Go to iROAR > Faculty/Advisor Self Service > Orientation Seat Release
- Subjects with reserved seats will be displayed

Subjects:  Course Numbers:  Sections/CRNs: 

- Click a subject and the sections will populate
- To release seats (raising the maximum capacity) enter the New Maximum Enrollment (New Max Enr) by the number of seats to release for that session
- The example below indicates 3 seats will be released for each section

| CRN | Subject | Course Num | Section Num | Proj Enr | Curr Enr | Seats Avail | Max Enr | New Max Enr |
|-------|---------|------------|-------------|----------|----------|-------------|---------|-------------|
| 12551 | ACCT | 2010 | 001 | 60 | 50 | 0 | 50 | 53 |
| 12553 | ACCT | 2010 | 002 | 60 | 50 | 0 | 50 | 53 |
| 12557 | ACCT | 2010 | 003 | 65 | 55 | 0 | 55 | 58 |

- Ensure you have entered a New Max Enrollment for each of your subjects/sections
- Click “SAVE CHANGES” and based on the example above:
 - The Max Enr will update to equal the New Max Enr
 - The Seats Avail will update to 3 (the number of seats released by raising capacity by 3)
- Check for any error messages
- *Check Section Overview in iROAR to verify the release worked as expected*

Note: Should the iROAR seat release tool not be available (due to technical issues, outage etc.) or a course does not display, you can release seats in SSASECT by raising the Maximum Capacity by the number of seats to release for each section.

Releasing Seats in SSASECT

Go to **SSASECT**: Section Enrollment Information > Enrollment Details

- To release seats in SSASECT, increase the **Maximum** by the number of seats to release (leave the **Projected** set to the total number of students allowed to enroll).
 - ❖ To release 5 seats using the example below, change the **Maximum** from 50 to 55

ellucian Schedule SSASECT 9.3.34 (TST11/18)

Term: 202408 CRN: 80940 Subject: ACCT Course: 2010 [Start Over](#)

Title: Financial Accounting Concepts

Course Section Information **Section Enrollment Information** Meeting Times and Instructor Section Preferences

Enrollment Details Reserved Seats

ENROLLMENT DETAILS [Insert](#) [Delete](#) [Copy](#) [Filter](#)

| | | | | | |
|-----------|----|--------------------|---|--|----|
| Maximum * | 50 | Waitlist Maximum * | 0 | Projected * | 60 |
| Actual | 0 | Waitlist Actual | 0 | Prior | 58 |
| Remaining | 0 | Waitlist Remaining | 0 | <input checked="" type="checkbox"/> Reserved | |

☐ Authorization Codes Active for Section Generated Credit Hours 99.000

