













-  [Table 1. Total Number of Samples Analyzed](#)
-  [Table 2. Total Number of Samples Analyzed by Month](#)
-  [Table 3. Crop Groups](#)
-  [Table 4. County Groups](#)
-  [Table 5. pH Values](#)
-  [Table 6. P, K, Ca, and Mg Ratings](#)
-  [Table 7. Zn, Mn, and B Levels](#)
-  [Table 8. Samples Analyzed for sulfate sulfur](#)
-  [Table 9. Cation Exchange Capacity \(CEC\) Values](#)
-  [Table 10. Percent Base Saturation Values](#)
-  [Table 11. Total Analyses Including County and Research Samples](#)
-  [Table 12. Total per Crop Analyzed for County and Account Samples](#)

Table 1. Total Number of Samples Analyzed.

	Sample Number Totals	Large Area Crop Codes	Small Area Crop Codes	Diagnostic Reports
Counties				
Abbeville	256	155	101	0
Aiken	1663	510	1153	0
Allendale	130	127	3	0
Anderson	832	376	454	2
Bamberg	1572	1511	59	2
Barnwell	299	196	103	0
Beaufort	984	184	798	2
Berkeley	552	208	343	1
Calhoun	768	640	106	22
Charleston	1786	422	1325	39
Cherokee	230	151	76	3
Chester	242	197	45	0
Chesterfield	255	183	71	1
Clarendon	523	364	158	1
Colleton	409	216	193	0
Darlington	1104	884	220	0
Dillon	186	137	49	0
Dorchester	797	324	471	2
Edgefield	238	193	45	0
Fairfield	159	112	38	9
Florence	1229	684	545	0
Georgetown	1165	630	525	10
Greenville	2214	635	1579	0

Greenwood	544	242	302	0
Hampton	2051	1879	172	0
Horry	2135	666	1463	6
Jasper	263	79	184	0
Kershaw	1355	699	280	376
Lancaster	419	223	195	1
Laurens	399	253	145	1
Lee	1138	1100	38	0
Lexington	2649	1164	1395	90
Marion	405	357	47	1
Marlboro	704	681	23	0
McCormick	68	13	55	0
Newberry	1248	1021	227	0
Oconee	503	235	264	4
Orangeburg	669	491	175	3
Pickens	313	95	218	0
Richland	1709	354	1350	5
Saluda	513	453	60	0
Spartanburg	1594	637	925	32
Sumter	1430	708	655	67
Union	226	148	78	0
Williamsburg	222	181	40	1
York	795	369	424	2
Prepaid	1409	614	736	59
Accounts	13533	10305	608	2620
SubTotal	53887	32006	18519	3362
Research	2024	767	129	1128
Plant Problem Clinic	0	0	0	0
Checks & Blanks	1698	4	2	1692
Total Samples Analyzed	57609	32777	18650	6182

Table 2. Total Number of Samples Analyzed by Month.

Month	Samples
January	7114
February	9435
March	10018
April	5329
May	2627
June	2217
July	1646
August	2744
September	3713
October	4104
November	4515
December	4230
Total	57692

Table 3. Crop Groups Used in Summarizing Soil Analysis Data.

Az/Rhod/Cam

096 Azalea,Rhod,Camellia(sq ft)

Az/Rhod/Cam (large)

109 Azalea,Rhod,Camellia(acre)

Canola

104 Canola

Corn/Sorghum

023 Corn for Silage

C100 Corn, Grain - 100 bu/A
C105 Corn, Grain - 105 bu/A
C110 Corn, Grain - 110 bu/A
C115 Corn, Grain - 115 bu/A
C120 Corn, Grain - 120 bu/A
C125 Corn, Grain - 125 bu/A
C130 Corn, Grain - 130 bu/A
C135 Corn, Grain - 135 bu/A
C140 Corn, Grain - 140 bu/A
C145 Corn, Grain - 145 bu/A
C150 Corn, Grain - 150 bu/A
C155 Corn, Grain - 155 bu/A
C160 Corn, Grain - 160 bu/A
C165 Corn, Grain - 165 bu/A
C170 Corn, Grain - 170 bu/A
C175 Corn, Grain - 175 bu/A
C180 Corn, Grain - 180 bu/A
C185 Corn, Grain - 185 bu/A
C190 Corn, Grain - 190 bu/A
C195 Corn, Grain - 195 bu/A
C200 Corn, Grain - 200 bu/A
C205 Corn, Grain - 205 bu/A
C210 Corn, Grain - 210 bu/A
C215 Corn, Grain - 215 bu/A
C220 Corn, Grain - 220 bu/A
C225 Corn, Grain - 225 bu/A
C230 Corn, Grain - 230 bu/A
C235 Corn, Grain - 235 bu/A
C240 Corn, Grain - 240 bu/A
C245 Corn, Grain - 245 bu/A
C250 Corn, Grain - 250 bu/A
C255 Corn, Grain - 255 bu/A
C260 Corn, Grain - 260 bu/A
C265 Corn, Grain - 265 bu/A
C270 Corn, Grain - 270 bu/A
C275 Corn, Grain - 275 bu/A
C280 Corn, Grain - 280 bu/A
C285 Corn, Grain - 285 bu/A
C290 Corn, Grain - 290 bu/A
C295 Corn, Grain - 295 bu/A
C300 Corn, Grain - 300 bu/A
C80 Corn, Grain - 80 bu/A
C85 Corn, Grain - 85 bu/A
C90 Corn, Grain - 90 bu/A
C95 Corn, Grain - 95 bu/A
025 Grain Sorghum
024 Sorghum for Silage
019 Soybeans/Sorghum-Silage
027 Sugarcane
026 Sweet Sorghum

Cotton

001 Cotton - Dryland
002 Cotton - Irrigated
C1100 Cotton 1100 lbs/A
C1200 Cotton 1200 lbs/A
C1300 Cotton 1300 lbs/A
C1400 Cotton 1400 lbs/A
C1500 Cotton 1500 lbs/A
C1600 Cotton 1600 lbs/A
C1700 Cotton 1700 lbs/A
C1800 Cotton 1800 lbs/A
C1900 Cotton 1900 lbs/A
C2000 Cotton 2000 lbs/A
C600 Cotton 600 lbs/A
C700 Cotton 700 lbs/A

C800 Cotton 800 lbs/A
C900 Cotton 900 lbs/A
S100 Soybeans 100 bu/A
S15 Soybeans 15 bu/A
S20 Soybeans 20 bu/A
S25 Soybeans 25 bu/A
S30 Soybeans 30 bu/A
S35 Soybeans 35 bu/A
S40 Soybeans 40 bu/A
S45 Soybeans 45 bu/A
S50 Soybeans 50 bu/A
S55 Soybeans 55 bu/A
S60 Soybeans 60 bu/A
S65 Soybeans 65 bu/A
S70 Soybeans 70 bu/A
S75 Soybeans 75 bu/A
S80 Soybeans 80 bu/A
S85 Soybeans 85 bu/A
S90 Soybeans 90 bu/A
S95 Soybeans 95 bu/A

Crop Rotations

021 Corn in Rotation
030 Small Grain in Rotation

Diagnostic

000 Diagnostic
P1500 Peanuts 1500 lbs/A
P2000 Peanuts 2000 lbs/A
P2500 Peanuts 2500 lbs/A
P3000 Peanuts 3000 lbs/A
P3500 Peanuts 3500 lbs/A
P4000 Peanuts 4000 lbs/A
P4500 Peanuts 4500 lbs/A
P5000 Peanuts 5000 lbs/A
P5500 Peanuts 5500 lbs/A
P6000 Peanuts 6000 lbs/A

Forage Legumes

050 Alfalfa
005 Annual Legume/Sum Grass
006 Annual Legume/Win Grass
007 Annual Legumes
010 Common Lespedeza
037 Grass-Clover Pasture
011 Sericea Lespedeza

Forages

033 Bahiagrass Pasture
036 Bermuda/Bahiagrass-Hay
034 Bermudagrass Pasture
035 Bermudagrass, Estab.
031 Fescue,CoolSeasonPasture
032 Orchardgrass

Fruits/Nuts

080 Apples
082 Blueberries(acre)
084 Grapes(Bunch/Muscadine)
013 Kiwi
085 Nectarines
086 Peaches
081 Pears
088 Pecans
087 Plums
074 Strawberries(acre)

General Turf

093 Carpetgrass(sq ft)
094 Centipedegrass(sq ft)
044 CoolSeasonGrsmaint(sq ft)
119 St. Augustinegrass(sq ft)
047 Turf Establishment(sq ft)

048 WarmSeasonGrsmaint(sq ft)

General Turf (large)

106 Carpetgrass(acre-clay)
106 Carpetgrass(acre-sand)
107 Centipedegrass(acre-clay)
107 Centipedegrass(acre-sand)
112 CoolSeasonGrsmaint(acre)
105 StAugustineGr
113 Turf Establishment(acre)
114 WarmSeasonGrsmaint(acre)

Home Garden

090 Home Garden (Inorganic)
091 Home Garden (Organic)

Home Orchards

205 Apple Trees
202 Blackberries
203 Blueberries(sq ft)
206 Fig Trees
204 Grapes
208 Peach Trees
207 Pear Trees
210 Pecan Trees
209 Plum Trees
201 Strawberries(sq ft)

Ornamentals

017 Annual Flowers/Roses(sq ft)
018 Ornamental/Shade Trees
212 Palm Trees
016 Perennial Flowers(sq ft)
211 Pine Trees
015 Shrubs(sq ft)

Ornamentals (large)

108 Annual Flowers/Roses(acre)
110 Perennial Flowers(acre)
117 Shrubs(acre)

Roadside Turf

045 Roadside Turf Estab.
046 Roadside Turf Maint.

Small Grain

012 Rice, Upland Irrigated
003 Sesame
029 Small Grain
097 Small Grain Silage

Soybeans/Peanuts

008 Peanuts
P1000 Peanuts 1000 lbs/A
009 Perennial Peanuts
028 Sunflowers

Speciality Turf

040 Athletic Fields
042 Bentgrass Golf Green(acre)
111 Bentgrass Golf Green(sq ft)
043 BermudaGolfGrn/Tee(acre)
118 BermudaGolfGrn/Tee(sq ft)
041 Golf Fairway

Temporary Grazing

039 Temp Annual Graze-Sum
038 Temp Annual Graze-Winter

Tobacco

099 Tobacco
T1500 Tobacco 1500 lbs/A
T2000 Tobacco 2000 lbs/A
T2500 Tobacco 2500 lbs/A
T3000 Tobacco 3000 lbs/A
T3500 Tobacco 3500 lbs/A
T4000 Tobacco 4000 lbs/A

Tobacco Bed

098 Tobacco Bed

Tomato (Costal)

078 Tomato (bareground)

128 Tomatoes (plasticulture)

Tomato (Piedmont)

078 Tomato (bareground)

Trees

092 Christmas Trees

Truck Crops

051 Asparagus, Establishment

066 Asparagus, Maintenance

060 Beets

061 Broccoli

120 Brussel Sprouts

062 Cabbage

052 Cantaloupes (bareground)

132 Cantaloupes (plasticulture)

063 Carrots

079 Cauliflower

064 Collards

053 Cucumbers (bareground)

133 Cucumbers (plasticulture)

065 Eggplant (bareground)

134 Eggplant (plasticulture)

126 English Pea

067 Green Onions

072 Greens

095 Irish Potatoes (clay)

095 Irish Potatoes (sand)

122 Leek

054 Lettuce

055 Lima Beans

121 Mustard

056 Okra

068 Onions

127 Parsley

125 Parsnip

069 Pepper (bareground)

131 Pepper (plasticulture)

070 Pole Beans

014 Pumpkins

130 Radish

124 Rutabaga

057 Snapbeans

073 Southern Peas

071 Spinach

058 Squash (winter)

129 Summer Squash

075 Sweet Corn

076 Sweet Potatoes

123 Turnips

059 Watermelons

Wildlife

140 DoveField,Corn/Sorghum

141 DoveField,Sunflower

142 Fall Deer, Alfalfa

143 Fall Deer, ForageChicory

144 FallDeerMix, Brassicas

147 FallDeerMix, Legumes

145 FallDeerMix,AnnualGrs

146 FallDeerMix,Grs/Clover

103 Grass/Legume-Wildlife

101 Grasses for Wildlife

102 Legumes for Wildlife

Table 4. County Groups County Groups by Soil Type.

Piedmont
 Abbeville
 Anderson
 Cherokee
 Chester
 Edgefield
 Fairfield
 Greenville
 Greenwood
 Lancaster
 Laurens
 McCormick
 Newberry
 Oconee
 Pickens
 Saluda
 Spartanburg
 Union
 York

Sandhills
 Aiken
 Chesterfield
 Kershaw
 Lexington
 Richland

Costal Plains
 Allendale
 Bamberg
 Barnwell
 Calhoun
 Clarendon
 Darlington
 Dillon
 Florence
 Lee
 Marion
 Marlboro
 Orangeburg
 Sumter

Lower Costal Plains
 Beaufort
 Berkeley
 Charleston
 Colleton
 Dorchester
 Georgetown
 Hampton
 Horry
 Jasper
 Williamsburg

Table 5. Samples Analyzed According to Soil pH and by Crop Group and Soil Type.

Crop	Total	COSTAL PLAINS Soil pH Range					>7.0
		<5.0	5.1-5.5	5.6-6.0	6.1-6.5	6.6-7.0	
Az/Rhod/Cam	75	16	21	20	10	8	0
Az/Rhod/Cam (large)	6	2	2	1	1	0	0
Canola	0	0	0	0	0	0	0
Corn/Sorghum	3755	40	406	1457	1417	402	33
Cotton	6563	35	623	2536	2582	732	55
Crop Rotations	722	10	156	327	172	53	4
Diagnostic	91	7	23	25	24	12	0

Forage Legumes	39	4	15	11	5	3	1
Forages	826	46	143	262	260	97	18
Fruits/Nuts	135	3	26	31	53	20	2
General Turf	1337	140	412	432	226	92	35
General Turf (large)	38	3	6	9	13	2	5
Home Garden	644	34	123	160	145	100	82
Home Orchards	202	23	44	73	32	21	9
Ornamentals	402	60	102	104	64	48	24
Ornamentals (large)	31	3	14	4	1	3	6
Roadside Turf	0	0	0	0	0	0	0
Small Grain	486	15	126	187	111	38	9
Soybeans/Peanuts	1657	9	111	566	700	248	23
Speciality Turf	67	8	26	18	8	6	1
Temporary Grazing	54	1	9	12	21	11	0
Tobacco	94	2	8	48	33	3	0
Tobacco Bed	0	0	0	0	0	0	0
Tomato (Costal)	56	5	5	19	12	12	3
Tomato (Piedmont)	0	0	0	0	0	0	0
Trees	9	0	5	2	2	0	0
Truck Crops	595	39	94	184	200	65	13
Wildlife	562	74	171	104	117	75	21
Total	18446	579	2671	6592	6209	2051	344

LOWER COSTAL PLAINS

Soil pH Range

Crop	Total	<5.0	5.1-5.5	5.6-6.0	6.1-6.5	6.6-7.0	>7.0
Az/Rhod/Cam	304	30	38	60	57	51	68
Az/Rhod/Cam (large)	21	2	7	2	3	3	4
Canola	0	0	0	0	0	0	0
Corn/Sorghum	1569	70	189	618	554	120	18
Cotton	2201	17	189	943	854	180	18
Crop Rotations	99	3	11	48	34	2	1
Diagnostic	48	29	7	5	3	2	2
Forage Legumes	138	13	20	35	35	10	25
Forages	553	41	96	144	130	42	100
Fruits/Nuts	82	10	10	17	24	10	11
General Turf	3800	234	557	873	811	604	721
General Turf (large)	81	8	9	23	15	10	16
Home Garden	1308	70	182	278	242	256	280
Home Orchards	374	35	66	106	79	44	44
Ornamentals	1583	137	173	280	291	290	412
Ornamentals (large)	97	8	13	12	18	25	21
Roadside Turf	70	17	13	7	6	3	24
Small Grain	245	35	37	83	68	16	6
Soybeans/Peanuts	1011	15	99	380	406	99	12
Speciality Turf	285	27	34	116	32	38	38
Temporary Grazing	20	4	3	6	5	2	0
Tobacco	114	1	15	71	27	0	0
Tobacco Bed	0	0	0	0	0	0	0
Tomato (Costal)	120	10	9	24	35	19	23
Tomato (Piedmont)	0	0	0	0	0	0	0
Trees	6	0	0	3	0	0	3
Truck Crops	557	60	86	125	117	61	108
Wildlife	1173	177	301	363	198	77	57

Total	15859	1053	2164	4622	4044	1964	2012
PIEDMONT							
Soil pH Range							
Crop	Total	<5.0	5.1-5.5	5.6-6.0	6.1-6.5	6.6-7.0	>7.0
Az/Rhod/Cam	143	11	26	44	28	20	14
Az/Rhod/Cam (large)	1	0	0	1	0	0	0
Canola	0	0	0	0	0	0	0
Corn/Sorghum	460	24	91	141	118	59	27
Cotton	298	7	35	98	105	47	6
Crop Rotations	74	5	11	36	18	3	1
Diagnostic	48	4	13	17	9	4	1
Forage Legumes	352	16	74	114	99	27	22
Forages	3464	132	714	1218	915	364	121
Fruits/Nuts	244	21	45	69	58	31	20
General Turf	3224	199	798	948	707	437	135
General Turf (large)	122	3	55	36	19	6	3
Home Garden	1861	87	249	360	405	429	331
Home Orchards	385	39	98	110	70	38	30
Ornamentals	1040	64	186	271	245	178	96
Ornamentals (large)	29	0	3	13	7	3	3
Roadside Turf	74	9	21	8	11	12	13
Small Grain	316	25	86	99	74	27	5
Soybeans/Peanuts	19	2	6	4	3	2	2
Speciality Turf	377	30	114	110	67	50	6
Temporary Grazing	275	23	62	94	64	24	8
Tobacco	0	0	0	0	0	0	0
Tobacco Bed	0	0	0	0	0	0	0
Tomato (Costal)	63	1	8	17	11	17	9
Tomato (Piedmont)	0	0	0	0	0	0	0
Trees	12	0	7	5	0	0	0
Truck Crops	233	12	47	71	52	31	20
Wildlife	1402	127	371	361	267	172	104
Total	14516	841	3120	4245	3352	1981	977
SANDHILL							
Soil pH Range							
Crop	Total	<5.0	5.1-5.5	5.6-6.0	6.1-6.5	6.6-7.0	>7.0
Az/Rhod/Cam	153	35	45	28	22	15	8
Az/Rhod/Cam (large)	6	2	1	3	0	0	0
Canola	0	0	0	0	0	0	0
Corn/Sorghum	513	43	79	162	137	69	23
Cotton	211	4	57	49	51	32	18
Crop Rotations	111	2	28	41	35	5	0
Diagnostic	445	199	101	66	48	19	12
Forage Legumes	128	12	26	37	32	17	4
Forages	962	73	222	296	209	110	52
Fruits/Nuts	70	3	13	18	14	17	5
General Turf	2786	279	693	828	592	287	107
General Turf (large)	96	8	21	34	19	9	5
Home Garden	1052	76	172	227	215	205	157
Home Orchards	229	44	66	57	30	20	12
Ornamentals	895	138	218	228	155	98	58
Ornamentals (large)	31	2	7	9	5	6	2
Roadside Turf	76	19	27	14	1	7	8
Small Grain	82	9	21	26	16	7	3

Soybeans/Peanuts	38	2	15	7	6	6	2
Speciality Turf	259	8	29	59	75	63	25
Temporary Grazing	13	0	5	2	5	0	1
Tobacco	0	0	0	0	0	0	0
Tobacco Bed	0	0	0	0	0	0	0
Tomato (Costal)	70	4	15	10	13	16	12
Tomato (Piedmont)	0	0	0	0	0	0	0
Trees	6	1	2	3	0	0	0
Truck Crops	574	20	75	151	156	136	36
Wildlife	846	88	285	170	180	82	41
Total	9652	1071	2223	2525	2016	1226	591

Table 6. P, K, Ca, and Mg Ratings.

Crop	Total	COSTAL PLAINS																			
		P Ratings					K Ratings					Ca Ratings					Mg Ratings				
		L	M	S	H	E	L	M	S	H	E	L	M	S	H	E	L	M	S	H	E
Az/Rhod/Cam	75	23	18	8	11	15	38	31	2	3	1	14	16	27	4	14	2	8	65	0	0
Az/Rhod/Cam (large)	6	3	1	1	0	1	3	2	1	0	0	0	2	3	0	1	0	0	6	0	0
Canola	0	0	0	0	0	0	0	0	0	0	0	0	0	0	0	0	0	0	0	0	0
Corn/Sorg	3755	349	940	698	906	862	418	1991	491	561	294	187	1420	1830	194	124	29	316	3410	0	0
Cotton	6563	456	1563	1242	1742	1560	734	3249	907	1136	537	254	2427	3361	321	200	60	525	5978	0	0
Crop Rotations	722	92	243	136	157	94	71	355	103	115	78	26	237	345	45	69	2	46	674	0	0
Diagnostic	91	13	25	10	25	18	35	49	5	1	1	28	49	14	0	0	2	16	73	0	0
Forage Legumes	39	13	13	3	6	4	15	17	5	0	2	7	18	12	1	1	0	6	33	0	0
Forages	826	161	197	125	141	202	419	294	33	38	42	123	272	336	43	52	19	87	720	0	0
Fruits/Nuts	135	9	24	23	21	58	28	66	16	17	8	5	34	73	10	13	0	10	125	0	0
General Turf	1337	551	384	139	136	127	617	580	45	58	37	186	436	459	113	143	14	167	1156	0	0
General Turf (large)	38	12	11	7	3	5	12	16	4	4	2	3	11	16	2	6	0	4	34	0	0
Home Garden	644	59	99	44	87	355	166	289	54	63	72	56	158	150	64	216	10	64	570	0	0
Home Orchards	202	52	54	24	31	41	91	76	7	14	14	25	77	62	11	27	7	23	172	0	0
Ornamentals	402	99	90	43	61	109	196	142	22	21	21	56	98	119	30	99	4	61	337	0	0
Ornamentals (large)	31	2	8	0	4	17	12	12	5	1	1	1	7	7	5	11	0	2	29	0	0
Roadside Turf	0	0	0	0	0	0	0	0	0	0	0	0	0	0	0	0	0	0	0	0	0
Small Grain	486	65	128	80	108	105	86	228	54	80	38	51	195	200	24	16	11	58	417	0	0
Soybeans/Peanuts	1657	74	357	309	460	457	214	881	223	242	97	49	533	898	111	66	12	174	1471	0	0
Speciality Turf	67	9	31	8	10	9	34	23	7	2	1	10	32	15	4	6	2	6	59	0	0
Temporary Grazing	54	4	7	11	8	24	15	28	4	4	3	11	12	24	6	1	1	6	47	0	0
Tobacco	94	1	13	14	25	41	9	46	19	16	4	3	51	39	0	1	0	16	78	0	0
Tobacco Bed	0	0	0	0	0	0	0	0	0	0	0	0	0	0	0	0	0	0	0	0	0
Tomato (Costal)	56	9	5	6	7	29	18	21	3	6	8	2	13	19	9	13	2	5	49	0	0
Tomato (Piedmont)	0	0	0	0	0	0	0	0	0	0	0	0	0	0	0	0	0	0	0	0	0
Trees	9	1	2	0	4	2	5	2	1	0	1	2	5	0	0	2	0	2	7	0	0
Truck Crops	595	89	132	59	112	203	135	299	55	58	48	69	181	275	38	32	17	63	515	0	0
Wildlife	562	207	133	78	59	85	282	202	28	27	23	130	188	162	30	52	26	78	458	0	0
Total	18446	2353	4478	3068	4124	4423	3653	8899	2094	2467	1333	1298	6472	8446	1065	1165	220	1743	16483	0	0

Crop	Total	LOWER COSTAL PLAINS																		
		P Ratings					K Ratings					Ca Ratings					Mg Ratings			
		L	M	S	H	E	L	M	S	H	E	L	M	S	H	E	L	M	S	H

Az/Rhod/Cam	304	51	35	29	42	147	114	141	16	23	10	6	23	61	27	187	2	11	291	0	0
Az/Rhod/Cam (large)	21	5	6	0	6	4	7	13	0	1	0	0	3	6	1	11	0	0	21	0	0
Canola	0	0	0	0	0	0	0	0	0	0	0	0	0	0	0	0	0	0	0	0	0
Corn/Sorghum	1569	220	367	258	360	364	304	769	186	195	115	128	599	694	77	71	17	223	1329	0	0
Cotton	2201	137	512	457	649	446	245	1086	316	390	164	98	933	1060	76	34	11	249	1941	0	0
Crop Rotations	99	19	16	22	25	17	15	44	12	23	5	5	24	61	3	6	0	4	95	0	0
Diagnostic	48	34	3	3	1	7	9	14	6	11	8	2	5	4	6	31	0	2	46	0	0
Forage Legumes	138	61	24	11	11	31	48	43	8	7	32	11	23	45	17	42	0	11	127	0	0
Forages	553	168	137	66	67	115	257	160	19	15	102	44	161	173	39	136	8	49	496	0	0
Fruits/Nuts	82	15	8	7	9	43	31	34	3	10	4	10	14	24	8	26	4	7	71	0	0
General Turf	3800	912	729	360	532	1267	1355	1838	208	216	183	167	412	1042	402	1777	32	240	3528	0	0
General Turf (large)	81	30	23	5	5	18	30	37	5	2	7	7	12	27	8	27	2	7	72	0	0
Home Garden	1308	145	125	93	174	771	315	549	97	119	228	62	172	253	102	719	12	91	1205	0	0
Home Orchards	374	67	39	38	69	161	135	158	20	28	33	45	61	111	35	122	15	47	312	0	0
Ornamentals	1583	318	218	136	200	711	655	620	77	103	128	69	116	276	151	971	14	83	1486	0	0
Ornamentals (large)	97	19	11	5	17	45	34	43	2	4	14	4	10	20	5	58	1	5	91	0	0
Roadside Turf	70	58	6	3	3	0	34	14	2	0	20	17	14	7	3	29	4	15	51	0	0
Small Grain	245	75	48	42	48	32	87	93	29	26	10	43	76	83	20	23	9	26	210	0	0
Soybeans/Peanuts	1011	58	160	187	345	261	178	523	129	127	54	55	413	482	43	18	4	157	850	0	0
Speciality Turf	285	34	63	41	47	100	124	89	5	26	41	15	85	48	20	117	4	30	251	0	0
Temporary Grazing	20	8	3	4	2	3	6	11	1	1	1	4	6	8	1	1	2	2	16	0	0
Tobacco	114	14	27	23	24	26	19	79	6	7	3	4	81	29	0	0	0	13	101	0	0
Tobacco Bed	0	0	0	0	0	0	0	0	0	0	0	0	0	0	0	0	0	0	0	0	0
Tomato (Costal)	120	6	9	10	20	75	26	45	11	11	27	6	19	34	8	53	2	7	111	0	0
Tomato (Piedmont)	0	0	0	0	0	0	0	0	0	0	0	0	0	0	0	0	0	0	0	0	0
Trees	6	1	0	1	1	3	2	3	0	0	1	0	0	0	1	5	0	0	6	0	0
Truck Crops	557	91	67	38	98	263	156	228	50	45	78	73	137	157	18	172	14	68	475	0	0
Wildlife	1173	477	255	129	163	149	526	481	56	59	51	291	346	318	74	144	67	212	894	0	0
Total	15859	3023	2891	1968	2918	5059	4712	7115	1264	1449	1319	1166	3745	5023	1145	4780	224	1559	14076	0	0

PIEDMONT

Crop	Total	P Ratings					K Ratings					Ca Ratings					Mg Ratings				
		L	M	S	H	E	L	M	S	H	E	L	M	S	H	E	L	M	S	H	E
Az/Rhod/Cam	143	58	35	9	9	32	13	72	21	18	19	6	11	39	17	70	1	12	130	0	0
Az/Rhod/Cam (large)	1	1	0	0	0	0	0	0	0	1	0	0	0	0	1	0	0	0	1	0	0
Canola	0	0	0	0	0	0	0	0	0	0	0	0	0	0	0	0	0	0	0	0	0
Corn/Sorghum	460	103	57	49	57	194	79	210	53	60	58	20	76	246	61	57	5	24	431	0	0
Cotton	298	61	56	30	30	121	30	132	52	54	30	8	77	164	26	23	0	13	285	0	0
Crop Rotations	74	19	14	5	12	24	4	42	9	10	9	6	21	39	5	3	2	6	66	0	0
Diagnostic	48	21	7	5	6	9	3	24	7	9	5	5	12	20	1	10	0	4	44	0	0
Forage Legumes	352	129	72	36	48	67	80	166	24	32	50	19	78	150	47	58	8	22	322	0	0
Forages	3464	1099	631	297	403	1034	688	1318	307	443	708	121	695	1551	451	646	20	183	3261	0	0
Fruits/Nuts	244	78	47	26	25	68	25	118	24	33	44	18	71	103	20	32	5	27	212	0	0
General Turf	3224	1350	670	273	336	595	198	1269	410	688	659	142	517	1307	393	865	23	257	2944	0	0
General Turf (large)	122	83	14	6	5	14	12	73	13	10	14	18	57	23	10	14	1	33	88	0	0
Home Garden	1861	357	221	130	198	955	102	587	171	299	702	60	240	418	159	984	14	129	1718	0	0
Home Orchards	385	152	55	31	47	100	40	158	23	53	111	26	95	101	55	108	1	51	333	0	0
Ornamentals	1040	367	208	75	86	304	83	452	155	171	179	45	93	218	97	587	11	83	946	0	0
Ornamentals (large)	29	1	4	4	8	12	8	5	0	8	8	0	0	15	4	10	0	0	29	0	0

Roadside Turf	74	61	4	2	2	5	39	23	3	3	6	27	9	19	4	15	6	24	44	0	0
Small Grain	316	103	63	37	26	87	55	148	34	38	41	22	78	172	23	21	5	30	281	0	0
Soybeans/Peanuts	19	7	2	2	1	7	1	12	3	1	2	5	3	6	2	3	1	5	13	0	0
Speciality Turf	377	134	98	31	47	67	72	170	46	51	38	47	144	132	24	30	24	109	244	0	0
Temporary Grazing	275	61	43	21	28	122	42	126	23	32	52	15	38	143	28	51	2	15	258	0	0
Tobacco	0	0	0	0	0	0	0	0	0	0	0	0	0	0	0	0	0	0	0	0	0
Tobacco Bed	0	0	0	0	0	0	0	0	0	0	0	0	0	0	0	0	0	0	0	0	0
Tomato (Costal)	63	18	5	5	3	32	3	21	8	13	18	3	10	25	4	21	1	4	58	0	0
Tomato (Piedmont)	0	0	0	0	0	0	0	0	0	0	0	0	0	0	0	0	0	0	0	0	0
Trees	12	4	3	0	1	4	3	8	1	0	0	4	1	6	0	1	0	5	7	0	0
Truck Crops	233	97	26	26	21	63	25	93	25	35	55	23	73	82	8	47	3	30	200	0	0
Wildlife	1402	777	270	125	90	140	337	708	112	142	103	131	406	524	156	185	8	149	1245	0	0
Total	14516	5141	2605	1225	1489	4056	1942	5935	1524	2204	2911	771	2805	5503	1596	3841	141	1215	13160	0	0

SANDHILL

Crop	Total	P Ratings					K Ratings					Ca Ratings					Mg Ratings				
		L	M	S	H	E	L	M	S	H	E	L	M	S	H	E	L	M	S	H	E
Az/Rhod/Cam	153	72	24	12	12	33	79	45	9	11	9	24	31	51	12	35	3	18	132	0	0
Az/Rhod/Cam (large)	6	4	1	0	1	0	4	2	0	0	0	0	4	1	1	0	0	1	5	0	0
Canola	0	0	0	0	0	0	0	0	0	0	0	0	0	0	0	0	0	0	0	0	0
Corn/Sorghum	513	105	139	63	87	119	131	231	66	35	50	61	159	211	52	30	11	45	457	0	0
Cotton	211	43	28	32	36	72	52	96	16	30	17	23	68	77	22	21	5	21	185	0	0
Crop Rotations	111	12	18	20	16	45	19	51	12	19	10	11	36	47	9	8	1	7	103	0	0
Diagnostic	445	233	52	29	43	88	229	163	23	16	14	168	188	77	4	8	86	70	289	0	0
Forage Legumes	128	29	20	21	27	31	55	48	2	8	15	11	54	42	11	10	5	12	111	0	0
Forages	962	229	239	121	119	254	540	282	28	55	57	219	308	284	67	84	68	166	728	0	0
Fruits/Nuts	70	15	13	4	9	29	28	31	1	6	4	8	21	24	5	12	4	8	58	0	0
General Turf	2786	1479	676	206	200	225	1332	1168	101	98	87	357	770	1077	238	344	70	372	2344	0	0
General Turf (large)	96	48	21	9	8	10	42	43	2	4	5	13	28	38	7	10	2	17	77	0	0
Home Garden	1052	166	141	80	118	547	363	349	55	93	192	113	160	243	78	458	22	110	920	0	0
Home Orchards	229	84	29	9	26	81	117	70	12	9	21	53	63	44	12	57	9	50	170	0	0
Ornamentals	895	366	161	62	88	218	411	311	44	58	71	126	168	237	76	288	24	124	747	0	0
Ornamentals (large)	31	7	4	1	4	15	9	12	1	4	5	0	7	7	3	14	0	2	29	0	0
Roadside Turf	76	55	12	5	1	3	50	22	2	0	2	34	23	8	1	10	8	26	42	0	0
Small Grain	82	29	8	5	14	26	35	25	2	8	12	16	29	27	3	7	3	18	61	0	0
Soybeans/Peanuts	38	9	10	8	3	8	19	13	0	3	3	9	17	10	2	0	1	7	30	0	0
Speciality Turf	259	99	77	28	28	27	114	110	20	11	4	29	90	96	12	32	3	33	223	0	0
Temporary Grazing	13	6	1	3	0	3	7	4	1	1	0	3	2	5	2	1	2	0	11	0	0
Tobacco	0	0	0	0	0	0	0	0	0	0	0	0	0	0	0	0	0	0	0	0	0
Tobacco Bed	0	0	0	0	0	0	0	0	0	0	0	0	0	0	0	0	0	0	0	0	0
Tomato (Costal)	70	6	12	3	14	35	27	25	0	5	13	14	9	24	3	20	5	8	57	0	0
Tomato (Piedmont)	0	0	0	0	0	0	0	0	0	0	0	0	0	0	0	0	0	0	0	0	0
Trees	6	4	1	0	1	0	3	3	0	0	0	2	3	1	0	0	0	1	5	0	0
Truck Crops	574	68	66	40	74	326	157	285	34	45	53	82	160	242	29	61	18	57	499	0	0
Wildlife	846	501	202	46	40	57	373	348	44	47	34	191	243	308	45	59	28	146	672	0	0
Total	9652	3669	1955	807	969	2252	4196	3737	475	566	678	1567	2641	3181	694	1569	378	1319	7955	0	0

Table 7. Samples Analyzed According to Zn, Mn, and B Levels by Crop Group and Soil Type.

Crop	COSTAL PLAINS								
	Total	Zn(lbs/A)		Mn (lbs/A)		B (lbs/A)			
		<1.6 I	>=1.6 S	<6.0 I	>=6.0 S	0-0.1	0.1-0.5	0.5-1.0	>=1.0
Az/Rhod/Cam	75	7	68	13	62	15	41	13	6

Az/Rhod/Cam (large)	6	0	6	0	6	0	3	3	0
Canola	0	0	0	0	0	0	0	0	0
Corn/Sorghum	3755	76	3679	317	3438	301	2945	479	30
Cotton	6563	156	6407	526	6037	471	5257	805	30
Crop Rotations	722	14	708	35	687	44	575	102	1
Diagnostic	91	5	86	10	81	32	54	5	0
Forage Legumes	39	4	35	5	34	12	23	4	0
Forages	826	70	756	106	720	222	537	59	8
Fruits/Nuts	135	2	133	12	123	14	98	19	4
General Turf	1337	79	1258	151	1186	190	895	224	28
General Turf (large)	38	0	38	8	30	10	16	5	7
Home Garden	644	17	627	54	590	76	319	142	107
Home Orchards	202	20	182	25	177	34	118	31	19
Ornamentals	402	22	380	48	354	68	221	86	27
Ornamentals (large)	31	0	31	0	31	2	18	8	3
Roadside Turf	0	0	0	0	0	0	0	0	0
Small Grain	486	25	461	34	452	69	343	70	4
Soybeans/Peanuts	1657	25	1632	136	1521	138	1282	227	10
Speciality Turf	67	2	65	17	50	13	29	23	2
Temporary Grazing	54	7	47	6	48	14	39	1	0
Tobacco	94	2	92	10	84	7	82	4	1
Tobacco Bed	0	0	0	0	0	0	0	0	0
Tomato (Costal)	56	2	54	9	47	5	34	12	5
Tomato (Piedmont)	0	0	0	0	0	0	0	0	0
Trees	9	2	7	2	7	4	4	1	0
Truck Crops	595	38	557	84	511	104	436	44	11
Wildlife	562	81	481	79	483	109	318	105	30
Total	18446	656	17790	1687	16759	1954	13687	2472	333

LOWER COSTAL PLAINS

Crop	Total	Zn (lbs/A)		Mn (lbs/A)		B (lbs/A)			
		<1.6	>=1.6	<6.0	>=6.0	0-0.1	0.1-0.5	0.5-1.0	>=1.0
		I	S	I	S				
Az/Rhod/Cam	304	17	287	40	264	9	91	68	136
Az/Rhod/Cam (large)	21	0	21	4	17	1	5	10	5
Canola	0	0	0	0	0	0	0	0	0
Corn/Sorghum	1569	103	1466	398	1171	169	1200	169	31
Cotton	2201	47	2154	435	1766	154	1808	222	17
Crop Rotations	99	1	98	10	89	4	90	1	4
Diagnostic	48	3	45	6	42	4	6	4	34
Forage Legumes	138	42	96	50	88	12	70	33	23
Forages	553	108	445	151	402	87	328	57	81
Fruits/Nuts	82	3	79	17	65	10	42	20	10
General Turf	3800	332	3468	935	2865	203	1509	1214	874
General Turf (large)	81	13	68	19	62	6	33	27	15
Home Garden	1308	78	1230	213	1095	78	419	317	494
Home Orchards	374	32	342	88	286	42	168	98	66
Ornamentals	1583	139	1444	237	1346	72	477	427	607
Ornamentals (large)	97	5	92	13	84	8	19	31	39
Roadside Turf	70	52	18	35	35	13	25	11	21
Small Grain	245	46	199	67	178	54	164	16	11
Soybeans/Peanuts	1011	28	983	185	826	85	873	52	1
Speciality Turf	285	26	259	58	227	26	113	79	67
Temporary Grazing	20	3	17	8	12	5	11	3	1

Tobacco	114	12	102	76	38	2	94	18	0
Tobacco Bed	0	0	0	0	0	0	0	0	0
Tomato (Costal)	120	8	112	28	92	14	42	29	35
Tomato (Piedmont)	0	0	0	0	0	0	0	0	0
Trees	6	0	6	0	6	0	0	2	4
Truck Crops	557	63	494	141	416	72	249	127	109
Wildlife	1173	287	886	437	736	272	608	203	90
Total	15859	1448	14411	3651	12208	1402	8444	3238	2775

PIEDMONT

Crop	Total	Zn (lbs/A)		Mn (lbs/A)		B (lbs/A)			
		<1.6	>=1.6	<6.0	>=6.0	0-0.1	0.1-0.5	0.5-1.0	>=1.0
		I	S	I	S				
Az/Rhod/Cam	143	4	139	0	143	3	50	49	41
Az/Rhod/Cam (large)	1	0	1	0	1	0	0	1	0
Canola	0	0	0	0	0	0	0	0	0
Corn/Sorghum	460	20	440	2	458	11	270	148	31
Cotton	298	11	287	0	298	0	206	88	4
Crop Rotations	74	5	69	0	74	3	45	22	4
Diagnostic	48	7	41	0	48	3	24	11	10
Forage Legumes	352	34	318	3	349	5	222	110	15
Forages	3464	201	3263	57	3407	86	1861	1294	223
Fruits/Nuts	244	11	233	11	233	15	154	51	24
General Turf	3224	221	3003	36	3188	64	1657	1174	329
General Turf (large)	122	24	98	4	118	24	69	25	4
Home Garden	1861	50	1811	12	1849	21	563	499	778
Home Orchards	385	22	363	4	381	9	180	117	79
Ornamentals	1040	70	970	9	1031	19	360	313	348
Ornamentals (large)	29	2	27	2	27	1	7	18	3
Roadside Turf	74	29	45	6	68	11	47	11	5
Small Grain	316	29	287	1	315	10	215	79	12
Soybeans/Peanuts	19	2	17	0	19	3	10	4	2
Speciality Turf	377	29	348	12	365	76	194	93	14
Temporary Grazing	275	14	261	2	273	15	150	93	17
Tobacco	0	0	0	0	0	0	0	0	0
Tobacco Bed	0	0	0	0	0	0	0	0	0
Tomato (Costal)	63	1	62	2	61	2	22	24	15
Tomato (Piedmont)	0	0	0	0	0	0	0	0	0
Trees	12	1	11	0	12	2	9	1	0
Truck Crops	233	21	212	6	227	6	131	69	27
Wildlife	1402	363	1039	27	1375	43	955	347	57
Total	14516	1171	13345	196	14320	432	7401	4641	2042

SANDHILL

Crop	Total	Zn (lbs/A)		Mn (lbs/A)		B (lbs/A)			
		<1.6	>=1.6	<6.0	>=6.0	0-0.1	0.1-0.5	0.5-1.0	>=1.0
		I	S	I	S				
Az/Rhod/Cam	153	7	146	11	142	20	74	36	23
Az/Rhod/Cam (large)	6	0	6	1	5	0	4	1	1
Canola	0	0	0	0	0	0	0	0	0
Corn/Sorghum	513	19	494	26	487	65	354	83	11
Cotton	211	4	207	13	198	27	136	39	9
Crop Rotations	111	2	109	7	104	14	76	21	0
Diagnostic	445	228	217	179	266	152	253	31	9
Forage Legumes	128	7	121	5	123	7	96	20	5

Forages	962	127	835	172	790	239	601	103	19
Fruits/Nuts	70	5	65	12	58	4	50	11	5
General Turf	2786	163	2623	347	2439	385	1775	518	108
General Turf (large)	96	10	86	10	86	8	62	20	6
Home Garden	1052	42	1010	64	988	102	437	225	288
Home Orchards	229	12	217	22	207	39	112	49	29
Ornamentals	895	39	856	80	815	105	422	214	154
Ornamentals (large)	31	0	31	1	30	5	9	6	11
Roadside Turf	76	29	47	29	47	34	35	6	1
Small Grain	82	6	76	6	76	20	50	10	2
Soybeans/Peanuts	38	4	34	5	33	4	33	0	1
Speciality Turf	259	31	228	40	219	45	147	56	11
Temporary Grazing	13	2	11	1	12	2	7	4	0
Tobacco	0	0	0	0	0	0	0	0	0
Tobacco Bed	0	0	0	0	0	0	0	0	0
Tomato (Costal)	70	6	64	10	60	10	37	14	9
Tomato (Piedmont)	0	0	0	0	0	0	0	0	0
Trees	6	3	3	2	4	2	4	0	0
Truck Crops	574	23	551	84	490	60	382	107	25
Wildlife	846	158	688	76	770	130	568	130	18
Total	9652	927	8725	1203	8449	1479	5724	1704	745

Table 8. Samples Analyzed for sulfate sulfur.

Top Soils Samples S(lbs/A)			Sub Soil Samples S(lbs/A)		
<20	>=20	Total	<40	>=40	Total
7 (38.89%)	11 (61.11%)	18	0 (.%)	0 (.%)	0

Table 9. Total Samples Calculated According to Cation Exchange Capacity (CEC) Values by Soil Type.

	CEC (meq/100g)		
	0-2	2-5	>5
COSTAL PLAINS	29	5271	4849
LOWER COSTAL PLAINS	17	2918	7390
PIEDMONT	26	1636	9104
SANDHILL	115	3348	4159

Table 10. Total Samples Calculated According to Percent Base Saturation Values by Soil Type.

	% Base Saturation		
	<33%	34-65%	>66%
COSTAL PLAINS	610	5874	3600
LOWER COSTAL PLAINS	872	4638	4757
PIEDMONT	572	5275	4858
SANDHILL	936	3532	3082

Table 11. Total Analyses

Analysis	Total
Standard Soil Test	56731
Organic Matter	522
Nitrate Nitrogen	1896
Soluble Salts	634
Extractable Sulfate Sulfur	18
pH Only	25

Pond Bottom	50
Shrimp Pond	0
Soilless Mixes	133
Bulk Density	2

Table 12. Table 12. Total per Crop Analyzed for County and Account Samples.

CropName	Num Samples
Agronomic Crops	
050 - Alfalfa	89
005 - Annual Legume/Sum Grass	95
006 - Annual Legume/Win Grass	152
007 - Annual Legumes	54
033 - Bahiagrass Pasture	228
036 - Bermuda/Bahiagrass-Hay	1300
034 - Bermudagrass Pasture	1367
035 - Bermudagrass, Estab.	146
104 - Canola	113
010 - Common Lespedeza	7
023 - Corn for Silage	179
021 - Corn in Rotation	249
C100 - Corn, Grain - 100 bu/A	635
C105 - Corn, Grain - 105 bu/A	0
C110 - Corn, Grain - 110 bu/A	65
C115 - Corn, Grain - 115 bu/A	0
C120 - Corn, Grain - 120 bu/A	1122
C125 - Corn, Grain - 125 bu/A	0
C130 - Corn, Grain - 130 bu/A	461
C135 - Corn, Grain - 135 bu/A	0
C140 - Corn, Grain - 140 bu/A	213
C145 - Corn, Grain - 145 bu/A	0
C150 - Corn, Grain - 150 bu/A	2165
C155 - Corn, Grain - 155 bu/A	0
C160 - Corn, Grain - 160 bu/A	2157
C165 - Corn, Grain - 165 bu/A	0
C170 - Corn, Grain - 170 bu/A	34
C175 - Corn, Grain - 175 bu/A	0
C180 - Corn, Grain - 180 bu/A	63
C185 - Corn, Grain - 185 bu/A	0
C190 - Corn, Grain - 190 bu/A	3
C195 - Corn, Grain - 195 bu/A	0
C200 - Corn, Grain - 200 bu/A	320
C205 - Corn, Grain - 205 bu/A	0
C210 - Corn, Grain - 210 bu/A	23
C215 - Corn, Grain - 215 bu/A	0
C220 - Corn, Grain - 220 bu/A	41
C225 - Corn, Grain - 225 bu/A	0
C230 - Corn, Grain - 230 bu/A	0
C235 - Corn, Grain - 235 bu/A	0
C240 - Corn, Grain - 240 bu/A	0
C245 - Corn, Grain - 245 bu/A	0
C250 - Corn, Grain - 250 bu/A	155
C255 - Corn, Grain - 255 bu/A	0
C260 - Corn, Grain - 260 bu/A	0
C265 - Corn, Grain - 265 bu/A	0

C270 - Corn, Grain - 270 bu/A	0
C275 - Corn, Grain - 275 bu/A	0
C280 - Corn, Grain - 280 bu/A	0
C285 - Corn, Grain - 285 bu/A	0
C290 - Corn, Grain - 290 bu/A	0
C295 - Corn, Grain - 295 bu/A	0
C300 - Corn, Grain - 300 bu/A	0
C80 - Corn, Grain - 80 bu/A	172
C85 - Corn, Grain - 85 bu/A	0
C90 - Corn, Grain - 90 bu/A	96
C95 - Corn, Grain - 95 bu/A	0
001 - Cotton - Dryland	4546
002 - Cotton - Irrigated	1164
C1100 - Cotton 1100 lbs/A	0
C1200 - Cotton 1200 lbs/A	0
C1300 - Cotton 1300 lbs/A	0
C1400 - Cotton 1400 lbs/A	0
C1500 - Cotton 1500 lbs/A	0
C1600 - Cotton 1600 lbs/A	0
C1700 - Cotton 1700 lbs/A	0
C1800 - Cotton 1800 lbs/A	0
C1900 - Cotton 1900 lbs/A	0
C2000 - Cotton 2000 lbs/A	0
C600 - Cotton 600 lbs/A	0
C700 - Cotton 700 lbs/A	0
C800 - Cotton 800 lbs/A	0
C900 - Cotton 900 lbs/A	0
031 - Fescue,CoolSeasonPasture	1884
025 - Grain Sorghum	1884
037 - Grass-Clover Pasture	77
032 - Orchardgrass	40
008 - Peanuts	1017
P1000 - Peanuts 1000 lbs/A	0
P1500 - Peanuts 1500 lbs/A	0
P2000 - Peanuts 2000 lbs/A	0
P2500 - Peanuts 2500 lbs/A	0
P3000 - Peanuts 3000 lbs/A	0
P3500 - Peanuts 3500 lbs/A	0
P4000 - Peanuts 4000 lbs/A	0
P4500 - Peanuts 4500 lbs/A	0
P5000 - Peanuts 5000 lbs/A	0
P5500 - Peanuts 5500 lbs/A	0
P6000 - Peanuts 6000 lbs/A	0
009 - Perennial Peanuts	25
012 - Rice, Upland Irrigated	12
011 - Sericea Lespedeza	8
003 - Sesame	1
029 - Small Grain	993
030 - Small Grain in Rotation	2780
097 - Small Grain Silage	22
024 - Sorghum for Silage	122
S100 - Soybeans 100 bu/A	0
S15 - Soybeans 15 bu/A	0

S20 - Soybeans 20 bu/A	0
S25 - Soybeans 25 bu/A	0
S30 - Soybeans 30 bu/A	368
S35 - Soybeans 35 bu/A	0
S40 - Soybeans 40 bu/A	595
S45 - Soybeans 45 bu/A	0
S50 - Soybeans 50 bu/A	692
S55 - Soybeans 55 bu/A	0
S60 - Soybeans 60 bu/A	84
S65 - Soybeans 65 bu/A	0
S70 - Soybeans 70 bu/A	14
S75 - Soybeans 75 bu/A	0
S80 - Soybeans 80 bu/A	17
S85 - Soybeans 85 bu/A	0
S90 - Soybeans 90 bu/A	0
S95 - Soybeans 95 bu/A	0
019 - Soybeans/Sorghum-Silage	9
027 - Sugarcane	5
028 - Sunflowers	72
026 - Sweet Sorghum	45
039 - Temp Annual Graze-Sum	47
038 - Temp Annual Graze-Winter	121
099 - Tobacco	169
T1500 - Tobacco 1500 lbs/A	0
T2000 - Tobacco 2000 lbs/A	0
T2500 - Tobacco 2500 lbs/A	0
T3000 - Tobacco 3000 lbs/A	0
T3500 - Tobacco 3500 lbs/A	0
T4000 - Tobacco 4000 lbs/A	0
098 - Tobacco Bed	0
Truck Crops	
051 - Asparagus, Establishment	21
066 - Asparagus, Maintenance	6
060 - Beets	6
061 - Broccoli	7
120 - Brussel Sprouts	12
062 - Cabbage	13
052 - Cantaloupes (bareground)	30
132 - Cantaloupes (plasticulture)	10
063 - Carrots	7
079 - Cauliflower	3
064 - Collards	144
053 - Cucumbers (bareground)	20
133 - Cucumbers (plasticulture)	5
065 - Eggplant (bareground)	5
134 - Eggplant (plasticulture)	0
126 - English Pea	7
067 - Green Onions	34
072 - Greens	31
095 - Irish Potatoes (clay)	16
122 - Leek	5
054 - Lettuce	6
055 - Lima Beans	11

121 - Mustard	27
056 - Okra	33
068 - Onions	11
127 - Parsley	7
125 - Parsnip	0
069 - Pepper (bareground)	15
131 - Pepper (plasticulture)	6
070 - Pole Beans	9
014 - Pumpkins	14
130 - Radish	1
124 - Rutabaga	2
057 - Snapbeans	8
073 - Southern Peas	41
071 - Spinach	4
058 - Squash (winter)	18
129 - Summer Squash	24
075 - Sweet Corn	189
076 - Sweet Potatoes	23
078 - Tomato (bareground)	127
128 - Tomatoes (plasticulture)	45
123 - Turnips	33
059 - Watermelons	177

Fruit and Nut Crops

080 - Apples	15
082 - Blueberries(acre)	89
084 - Grapes(Bunch/Muscadine)	50
013 - Kiwi	0
085 - Nectarines	2
086 - Peaches	172
081 - Pears	1
088 - Pecans	37
087 - Plums	10
074 - Strawberries(acre)	76

Golf Course, and Other Turf Crops

040 - Athletic Fields	522
042 - Bentgrass Golf Green(acre)	68
111 - Bentgrass Golf Green(sq ft)	14
043 - BermudaGolfGrn/Tee(acre)	450
106 - Carpetgrass(acre-clay)	4
107 - Centipedegrass(acre-clay)	127
112 - CoolSeasonGrsmaint(acre)	58
041 - Golf Fairway	97
045 - Roadside Turf Estab.	164
046 - Roadside Turf Maint.	24
105 - StAugustineGrsmaint	38
113 - Turf Establishment(acre)	39
114 - WarmSeasonGrsmaint(acre)	333

Nurseries

108 - Annual Flowers/Roses(acre)	43
109 - Azalea,Rhod,Camellia(acre)	25
110 - Perennial Flowers(acre)	45
117 - Shrubs(acre)	64

Wildlife

140 - DoveField,Corn/Sorghum	378
141 - DoveField,Sunflower	101
142 - Fall Deer, Alfalfa	101
143 - Fall Deer, ForageChicory	84
144 - FallDeerMix, Brassicas	123
147 - FallDeerMix, Legumes	141
145 - FallDeerMix,AnnualGrs	363
146 - FallDeerMix,Grs/Clover	139
103 - Grass/Legume-Wildlife	203
101 - Grasses for Wildlife	222
102 - Legumes for Wildlife	451

Trees

092 - Christmas Trees	23
-----------------------	----

Homeowner

017 - Annual Flowers/Roses(sq ft)	536
205 - Apple Trees	49
096 - Azalea,Rhod,Camellia(sq ft)	428
118 - BermudaGolfGrn/Tee(sq ft)	196
202 - Blackberries	38
203 - Blueberries(sq ft)	283
093 - Carpetgrass(sq ft)	50
094 - Centipedegrass(sq ft)	4575
044 - CoolSeasonGrsMaint(sq ft)	1335
206 - Fig Trees	24
204 - Grapes	96
090 - Home Garden (Inorganic)	96
091 - Home Garden (Organic)	3
018 - Ornamental/Shade Trees	433
212 - Palm Trees	33
208 - Peach Trees	61
207 - Pear Trees	16
210 - Pecan Trees	16
016 - Perennial Flowers(sq ft)	425
211 - Pine Trees	150
209 - Plum Trees	18
015 - Shrubs(sq ft)	787
119 - St. Augustinegrass(sq ft)	1402
201 - Strawberries(sq ft)	32
047 - Turf Establishment(sq ft)	201
048 - WarmSeasonGrsMaint(sq ft)	2390

This document was generated on 1/6/2012 11:31:13 AM.