















-  [Table 1. Total Number of Samples Analyzed](#)
-  [Table 2. Total Number of Samples Analyzed by Month](#)
-  [Table 3. Crop Groups](#)
-  [Table 4. County Groups](#)
-  [Table 5. pH Values](#)
-  [Table 6. P, K, Ca, and Mg Ratings](#)
-  [Table 7. Zn, Mn, and B Levels](#)
-  [Table 8. Samples Analyzed for sulfate sulfur](#)
-  [Table 9. Cation Exchange Capacity \(CEC\) Values](#)
-  [Table 10. Percent Base Saturation Values](#)
-  [Table 11. Total Analyses Including County and Research Samples](#)
-  [Table 12. Total per Crop Analyzed for County and Account Samples](#)

Table 1. Total Number of Samples Analyzed.

	Sample Number Totals	Large Area Crop Codes	Small Area Crop Codes	Diagnostic Reports
Counties				
Abbeville	226	166	58	2
Aiken	1997	564	1433	0
Allendale	97	85	12	0
Anderson	824	349	475	0
Bamberg	2590	2554	35	1
Barnwell	472	430	42	0
Beaufort	1357	298	1059	0
Berkeley	274	77	196	1
Calhoun	1018	871	92	55
Charleston	1574	274	1297	3
Cherokee	184	139	45	0
Chester	330	258	60	12
Chesterfield	207	133	72	2
Clarendon	306	214	92	0
Colleton	582	420	159	3
Darlington	1016	642	372	2
Dillon	238	108	130	0
Dorchester	727	263	464	0
Edgefield	262	183	77	2
Fairfield	79	51	28	0
Florence	889	453	436	0
Georgetown	696	290	400	6
Greenville	2204	654	1533	17

Greenwood	554	259	295	0
Hampton	3196	3101	95	0
Horry	1455	366	1088	1
Jasper	368	105	262	1
Kershaw	1005	712	236	57
Lancaster	305	175	130	0
Laurens	502	310	182	10
Lee	600	533	67	0
Lexington	2769	1234	1510	25
Marion	412	358	54	0
Marlboro	148	99	49	0
McCormick	68	25	43	0
Newberry	1030	843	185	2
Oconee	371	146	223	2
Orangeburg	439	256	182	1
Pickens	422	126	294	2
Richland	2296	466	1816	14
Saluda	551	507	44	0
Spartanburg	1404	667	728	9
Sumter	1462	565	897	0
Union	250	152	98	0
Williamsburg	433	389	43	1
York	779	452	298	29
Prepaid	1273	674	493	106
Accounts	10918	10095	695	128
SubTotal	51159	32091	18574	494
Research	1158	572	270	316
Plant Problem Clinic	0	0	0	0
Checks & Blanks	1571	1	5	1565
Total Samples Analyzed	53888	32664	18849	2375

Table 2. Total Number of Samples Analyzed by Month.

Month	Samples
January	8606
February	5005
March	8125
April	5817
May	2830
June	2117
July	1623
August	1651
September	3728
October	4635
November	4201
December	5605
Total	53943

Table 3. Crop Groups Used in Summarizing Soil Analysis Data.

Az/Rhod/Cam

096 Azalea,Rhod,Camellia(sq ft)

Az/Rhod/Cam (large)

109 Azalea,Rhod,Camellia(acre)

Canola

104 Canola

Corn/Sorghum

023 Corn for Silage

C100 Corn, Grain - 100 bu/A
C105 Corn, Grain - 105 bu/A
C110 Corn, Grain - 110 bu/A
C115 Corn, Grain - 115 bu/A
C120 Corn, Grain - 120 bu/A
C125 Corn, Grain - 125 bu/A
C130 Corn, Grain - 130 bu/A
C135 Corn, Grain - 135 bu/A
C140 Corn, Grain - 140 bu/A
C145 Corn, Grain - 145 bu/A
C150 Corn, Grain - 150 bu/A
C155 Corn, Grain - 155 bu/A
C160 Corn, Grain - 160 bu/A
C165 Corn, Grain - 165 bu/A
C170 Corn, Grain - 170 bu/A
C175 Corn, Grain - 175 bu/A
C180 Corn, Grain - 180 bu/A
C185 Corn, Grain - 185 bu/A
C190 Corn, Grain - 190 bu/A
C195 Corn, Grain - 195 bu/A
C200 Corn, Grain - 200 bu/A
C205 Corn, Grain - 205 bu/A
C210 Corn, Grain - 210 bu/A
C215 Corn, Grain - 215 bu/A
C220 Corn, Grain - 220 bu/A
C225 Corn, Grain - 225 bu/A
C230 Corn, Grain - 230 bu/A
C235 Corn, Grain - 235 bu/A
C240 Corn, Grain - 240 bu/A
C245 Corn, Grain - 245 bu/A
C250 Corn, Grain - 250 bu/A
C255 Corn, Grain - 255 bu/A
C260 Corn, Grain - 260 bu/A
C265 Corn, Grain - 265 bu/A
C270 Corn, Grain - 270 bu/A
C275 Corn, Grain - 275 bu/A
C280 Corn, Grain - 280 bu/A
C285 Corn, Grain - 285 bu/A
C290 Corn, Grain - 290 bu/A
C295 Corn, Grain - 295 bu/A
C300 Corn, Grain - 300 bu/A
C80 Corn, Grain - 80 bu/A
C85 Corn, Grain - 85 bu/A
C90 Corn, Grain - 90 bu/A
C95 Corn, Grain - 95 bu/A

025 Grain Sorghum

024 Sorghum for Silage

019 Soybeans/Sorghum-Silage

027 Sugarcane

026 Sweet Sorghum

Cotton

001 Cotton - Dryland
002 Cotton - Irrigated
C1100 Cotton 1100 lbs/A
C1200 Cotton 1200 lbs/A
C1300 Cotton 1300 lbs/A
C1400 Cotton 1400 lbs/A
C1500 Cotton 1500 lbs/A
C1600 Cotton 1600 lbs/A
C1700 Cotton 1700 lbs/A
C1800 Cotton 1800 lbs/A
C1900 Cotton 1900 lbs/A
C2000 Cotton 2000 lbs/A
C600 Cotton 600 lbs/A
C700 Cotton 700 lbs/A

C800 Cotton 800 lbs/A
C900 Cotton 900 lbs/A
S100 Soybeans 100 bu/A
S15 Soybeans 15 bu/A
S20 Soybeans 20 bu/A
S25 Soybeans 25 bu/A
S30 Soybeans 30 bu/A
S35 Soybeans 35 bu/A
S40 Soybeans 40 bu/A
S45 Soybeans 45 bu/A
S50 Soybeans 50 bu/A
S55 Soybeans 55 bu/A
S60 Soybeans 60 bu/A
S65 Soybeans 65 bu/A
S70 Soybeans 70 bu/A
S75 Soybeans 75 bu/A
S80 Soybeans 80 bu/A
S85 Soybeans 85 bu/A
S90 Soybeans 90 bu/A
S95 Soybeans 95 bu/A

Crop Rotations

021 Corn in Rotation
030 Small Grain in Rotation

Diagnostic

000 Diagnostic
P1500 Peanuts 1500 lbs/A
P2000 Peanuts 2000 lbs/A
P2500 Peanuts 2500 lbs/A
P3000 Peanuts 3000 lbs/A
P3500 Peanuts 3500 lbs/A
P4000 Peanuts 4000 lbs/A
P4500 Peanuts 4500 lbs/A
P5000 Peanuts 5000 lbs/A
P5500 Peanuts 5500 lbs/A
P6000 Peanuts 6000 lbs/A

Forage Legumes

050 Alfalfa
005 Annual Legume/Sum Grass
006 Annual Legume/Win Grass
007 Annual Legumes
010 Common Lespedeza
037 Grass-Clover Pasture
011 Sericea Lespedeza

Forages

033 Bahiagrass Pasture
036 Bermuda/Bahiagrass-Hay
034 Bermudagrass Pasture
035 Bermudagrass, Estab.
049 Fescue Hay
031 Fescue,CoolSeasonPasture
032 Orchardgrass

Fruits/Nuts

080 Apples
082 Blueberries(acre)
084 Grapes(Bunch/Muscadine)
013 Kiwi
085 Nectarines
086 Peaches
081 Pears
088 Pecans
087 Plums
074 Strawberries(acre)

General Turf

093 Carpetgrass(sq ft)
094 Centipedegrass(sq ft)
044 CoolSeasonGrsmaint(sq ft)
119 St. Augustinegrass(sq ft)

047 Turf Establishment(sq ft)
048 WarmSeasonGrsMaint(sq ft)

General Turf (large)

106 Carpetgrass(acre-clay)
106 Carpetgrass(acre-sand)
107 Centipedegrass(acre-clay)
107 Centipedegrass(acre-sand)
112 CoolSeasonGrsMaint(acre)
105 StAugustineGrs
113 Turf Establishment(acre)
114 WarmSeasonGrsMaint(acre)

Home Garden

090 Home Garden (Inorganic)
091 Home Garden (Organic)

Home Orchards

205 Apple Trees
202 Blackberries
203 Blueberries(sq ft)
206 Fig Trees
204 Grapes
208 Peach Trees
207 Pear Trees
210 Pecan Trees
209 Plum Trees
201 Strawberries(sq ft)

Ornamentals

017 Annual Flowers/Roses(sq ft)
018 Ornamental/Shade Trees
212 Palm Trees
016 Perennial Flowers(sq ft)
211 Pine Trees
015 Shrubs(sq ft)

Ornamentals (large)

108 Annual Flowers/Roses(acre)
110 Perennial Flowers(acre)
117 Shrubs(acre)

Roadside Turf

045 Roadside Turf Estab.
046 Roadside Turf Maint.

Small Grain

012 Rice, Upland Irrigated
003 Sesame
029 Small Grain
097 Small Grain Silage

Soybeans/Peanuts

008 Peanuts
P1000 Peanuts 1000 lbs/A
009 Perennial Peanuts
028 Sunflowers

Speciality Turf

040 Athletic Fields
042 Bentgrass Golf Green(acre)
111 Bentgrass Golf Green(sq ft)
043 BermudaGolfGrn/Tee(acre)
118 BermudaGolfGrn/Tee(sq ft)
041 Golf Fairway

Temporary Grazing

039 Temp Annual Graze-Sum
038 Temp Annual Graze-Winter

Tobacco

099 Tobacco
T1500 Tobacco 1500 lbs/A
T2000 Tobacco 2000 lbs/A
T2500 Tobacco 2500 lbs/A
T3000 Tobacco 3000 lbs/A
T3500 Tobacco 3500 lbs/A
T4000 Tobacco 4000 lbs/A

Tobacco Bed

098 Tobacco Bed

Tomato (Costal)

078 Tomato (bareground)

128 Tomatoes (plasticulture)

Tomato (Piedmont)

078 Tomato (bareground)

Trees

092 Christmas Trees

Truck Crops

051 Asparagus, Establishment

066 Asparagus, Maintenance

060 Beets

061 Broccoli

120 Brussel Sprouts

062 Cabbage

052 Cantaloupes (bareground)

132 Cantaloupes (plasticulture)

063 Carrots

079 Cauliflower

064 Collards

053 Cucumbers (bareground)

133 Cucumbers (plasticulture)

065 Eggplant (bareground)

134 Eggplant (plasticulture)

126 English Pea

067 Green Onions

072 Greens

095 Irish Potatoes (clay)

095 Irish Potatoes (sand)

122 Leek

054 Lettuce

055 Lima Beans

121 Mustard

056 Okra

068 Onions

127 Parsley

125 Parsnip

069 Pepper (bareground)

131 Pepper (plasticulture)

070 Pole Beans

014 Pumpkins

130 Radish

124 Rutabaga

057 Snapbeans

073 Southern Peas

071 Spinach

058 Squash (winter)

129 Summer Squash

075 Sweet Corn

076 Sweet Potatoes

123 Turnips

059 Watermelons

Wildlife

140 DoveField,Corn/Sorghum

141 DoveField,Sunflower

142 Fall Deer, Alfalfa

143 Fall Deer, ForageChicory

144 FallDeerMix, Brassicas

147 FallDeerMix, Legumes

145 FallDeerMix,AnnualGrs

146 FallDeerMix,Grs/Clover

103 Grass/Legume-Wildlife

101 Grasses for Wildlife

102 Legumes for Wildlife

Table 4. County Groups County Groups by Soil Type.

- Piedmont**
- Abbeville
- Anderson
- Cherokee
- Chester
- Edgefield
- Fairfield
- Greenville
- Greenwood
- Lancaster
- Laurens
- McCormick
- Newberry
- Oconee
- Pickens
- Saluda
- Spartanburg
- Union
- York
- Sandhills**
- Aiken
- Chesterfield
- Kershaw
- Lexington
- Richland
- Costal Plains**
- Allendale
- Bamberg
- Barnwell
- Calhoun
- Clarendon
- Darlington
- Dillon
- Florence
- Lee
- Marion
- Marlboro
- Orangeburg
- Sumter
- Lower Costal Plains**
- Beaufort
- Berkeley
- Charleston
- Colleton
- Dorchester
- Georgetown
- Hampton
- Horry
- Jasper
- Williamsburg

Table 5. Samples Analyzed According to Soil pH and by Crop Group and Soil Type.

Crop	Total	COSTAL PLAINS					
		Soil pH Range					
		<5.0	5.1-5.5	5.6-6.0	6.1-6.5	6.6-7.0	>7.0
Az/Rhod/Cam	63	14	17	16	8	5	3
Az/Rhod/Cam (large)	9	3	2	3	1	0	0
Canola	1	0	0	1	0	0	0
Corn/Sorghum	3505	32	286	1307	1509	346	25
Cotton	7125	34	426	2598	3189	823	55

Crop Rotations	462	2	48	211	158	38	5
Diagnostic	56	2	19	15	14	5	1
Forage Legumes	43	4	15	17	5	2	0
Forages	946	26	157	335	287	122	19
Fruits/Nuts	75	8	16	26	14	9	2
General Turf	1523	138	489	568	247	64	17
General Turf (large)	127	9	28	34	16	8	32
Home Garden	647	31	109	194	159	99	55
Home Orchards	173	24	43	63	30	7	6
Ornamentals	435	84	115	94	62	37	43
Ornamentals (large)	141	6	18	14	24	19	60
Roadside Turf	4	1	2	0	1	0	0
Small Grain	265	13	39	99	86	25	3
Soybeans/Peanuts	2325	9	121	946	1011	225	13
Speciality Turf	142	7	17	38	42	34	4
Temporary Grazing	33	1	3	18	9	0	2
Tobacco	26	1	4	13	6	2	0
Tobacco Bed	0	0	0	0	0	0	0
Tomato (Costal)	45	3	2	10	17	10	3
Tomato (Piedmont)	0	0	0	0	0	0	0
Trees	6	2	4	0	0	0	0
Truck Crops	487	11	79	186	134	65	12
Wildlife	345	39	94	111	60	35	6
Total	19009	504	2153	6917	7089	1980	366

LOWER COSTAL PLAINS

Soil pH Range

Crop	Total	<5.0	5.1-5.5	5.6-6.0	6.1-6.5	6.6-7.0	>7.0
Az/Rhod/Cam	266	29	32	58	54	49	44
Az/Rhod/Cam (large)	5	0	1	0	0	2	2
Canola	0	0	0	0	0	0	0
Corn/Sorghum	941	43	125	386	294	81	12
Cotton	5453	44	184	1880	2801	520	24
Crop Rotations	36	1	9	17	5	4	0
Diagnostic	14	1	4	2	2	1	4
Forage Legumes	65	5	17	13	20	8	2
Forages	629	41	119	248	149	59	13
Fruits/Nuts	55	2	17	17	11	4	4
General Turf	3307	205	499	748	749	624	482
General Turf (large)	43	9	2	4	12	8	8
Home Garden	1181	67	143	200	247	268	256
Home Orchards	334	41	80	76	53	48	36
Ornamentals	1537	122	153	319	320	266	357
Ornamentals (large)	35	2	7	4	12	7	3
Roadside Turf	44	6	6	5	5	8	14
Small Grain	423	15	48	116	172	71	1
Soybeans/Peanuts	2830	34	113	933	1442	295	13
Speciality Turf	127	15	16	30	25	21	20
Temporary Grazing	25	8	5	6	5	1	0
Tobacco	23	0	4	13	6	0	0
Tobacco Bed	0	0	0	0	0	0	0
Tomato (Costal)	82	1	10	15	31	16	9
Tomato (Piedmont)	0	0	0	0	0	0	0
Trees	1	0	0	0	0	0	1

Truck Crops	442	27	63	135	134	47	36
Wildlife	1283	235	302	383	244	101	18
Total	19181	953	1959	5608	6793	2509	1359

PIEDMONT
Soil pH Range

Crop	Total	<5.0	5.1-5.5	5.6-6.0	6.1-6.5	6.6-7.0	>7.0
Az/Rhod/Cam	115	16	24	33	28	9	5
Az/Rhod/Cam (large)	9	0	1	4	1	0	3
Canola	7	1	1	1	2	2	0
Corn/Sorghum	458	23	76	154	134	53	18
Cotton	469	12	77	144	175	53	8
Crop Rotations	39	3	6	19	7	4	0
Diagnostic	68	21	21	10	4	1	11
Forage Legumes	324	17	65	96	102	34	10
Forages	3140	112	599	1049	855	431	94
Fruits/Nuts	282	13	45	60	73	70	21
General Turf	2818	200	596	847	723	364	88
General Turf (large)	105	0	37	30	23	11	4
Home Garden	1723	42	239	358	428	384	272
Home Orchards	398	39	112	118	60	50	19
Ornamentals	921	54	157	240	276	121	73
Ornamentals (large)	31	1	12	6	8	1	3
Roadside Turf	38	4	10	6	8	4	6
Small Grain	390	22	85	116	88	66	13
Soybeans/Peanuts	38	2	15	9	7	3	2
Speciality Turf	442	8	78	170	136	39	11
Temporary Grazing	224	12	59	76	53	20	4
Tobacco	0	0	0	0	0	0	0
Tobacco Bed	0	0	0	0	0	0	0
Tomato (Costal)	48	2	6	12	14	10	4
Tomato (Piedmont)	0	0	0	0	0	0	0
Trees	23	0	4	9	4	6	0
Truck Crops	255	10	37	83	60	43	22
Wildlife	1534	73	402	465	280	256	58
Total	13899	687	2764	4115	3549	2035	749

SANDHILL
Soil pH Range

Crop	Total	<5.0	5.1-5.5	5.6-6.0	6.1-6.5	6.6-7.0	>7.0
Az/Rhod/Cam	144	30	34	39	25	12	4
Az/Rhod/Cam (large)	7	2	4	0	0	0	1
Canola	0	0	0	0	0	0	0
Corn/Sorghum	396	10	74	119	113	69	11
Cotton	250	5	44	91	65	17	28
Crop Rotations	111	4	17	34	35	5	16
Diagnostic	90	41	17	10	10	11	1
Forage Legumes	81	4	16	36	15	9	1
Forages	1078	73	248	346	267	107	37
Fruits/Nuts	86	14	22	15	13	13	9
General Turf	3711	272	911	1202	859	345	122
General Turf (large)	44	4	19	9	8	2	2
Home Garden	940	61	139	205	210	189	136
Home Orchards	280	42	75	74	60	21	8
Ornamentals	1039	153	240	297	184	105	60
Ornamentals (large)	13	3	5	0	1	0	4

Roadside Turf	52	13	11	7	5	5	11
Small Grain	141	2	34	42	27	21	15
Soybeans/Peanuts	30	0	6	14	4	5	1
Speciality Turf	215	22	50	65	51	16	11
Temporary Grazing	26	1	10	6	5	4	0
Tobacco	0	0	0	0	0	0	0
Tobacco Bed	0	0	0	0	0	0	0
Tomato (Costal)	22	2	2	5	7	4	2
Tomato (Piedmont)	0	0	0	0	0	0	0
Trees	20	4	1	10	3	1	1
Truck Crops	572	27	24	85	172	211	53
Wildlife	1014	138	267	240	224	110	35
Total	10362	927	2270	2951	2363	1282	569

Table 6. P, K, Ca, and Mg Ratings.

Crop	Total	COSTAL PLAINS																			
		P Ratings					K Ratings					Ca Ratings					Mg Ratings				
		L	M	S	H	E	L	M	S	H	E	L	M	S	H	E	L	M	S	H	E
Az/Rhod/Cam	63	22	15	5	7	14	33	22	3	3	2	6	16	16	5	20	2	2	59	0	0
Az/Rhod/Cam (large)	9	3	4	1	1	0	5	3	1	0	0	0	4	1	1	3	0	0	9	0	0
Canola	1	0	1	0	0	0	0	1	0	0	0	0	0	1	0	0	0	0	1	0	0
Corn/Sorghum	3505	263	663	566	971	1042	741	2015	357	288	104	181	1135	1886	202	101	38	393	3074	0	0
Cotton	7125	418	1358	1211	1970	2168	1457	4051	754	621	242	277	2351	3931	378	188	47	811	6267	0	0
Crop Rotations	462	45	127	94	114	82	81	266	59	47	9	27	141	262	21	11	6	47	409	0	0
Diagnostic	56	28	14	4	8	2	47	8	0	0	1	32	15	8	0	1	9	11	36	0	0
Forage Legumes	43	18	11	3	2	9	21	13	3	3	3	14	10	11	2	6	3	10	30	0	0
Forages	946	146	239	111	180	270	436	387	38	42	43	100	257	472	67	50	16	103	827	0	0
Fruits/Nuts	75	19	15	7	12	22	30	32	8	2	3	14	27	14	5	15	5	14	56	0	0
General Turf	1523	775	366	134	141	107	712	730	43	18	20	194	526	553	106	144	26	153	1344	0	0
General Turf (large)	127	62	30	14	10	11	48	74	2	1	2	21	30	27	8	41	0	20	107	0	0
Home Garden	647	62	71	47	90	377	198	282	36	52	79	65	123	221	52	186	18	72	557	0	0
Home Orchards	173	52	20	21	31	49	82	63	14	4	10	36	52	50	5	30	14	29	130	0	0
Ornamentals	435	140	76	42	62	115	214	180	12	12	17	57	94	108	45	131	13	58	364	0	0
Ornamentals (large)	141	47	36	19	17	22	13	117	4	2	5	2	8	39	6	86	0	2	139	0	0
Roadside Turf	4	3	1	0	0	0	4	0	0	0	0	3	0	0	1	0	1	2	1	0	0
Small Grain	265	38	67	39	76	45	88	123	20	25	9	36	95	110	13	11	11	45	209	0	0
Soy/Peanut	2325	118	430	409	697	671	530	1316	220	180	79	80	870	1220	100	55	15	276	2034	0	0
Speciality Turf	142	13	27	22	32	48	106	33	2	0	1	12	45	63	12	10	0	10	132	0	0
Temporary Grazing	33	2	9	6	5	11	13	13	2	5	0	3	16	10	4	0	0	2	31	0	0
Tobacco	26	3	3	3	6	11	3	8	5	8	2	3	8	14	1	0	0	4	22	0	0
Tobacco Bed	0	0	0	0	0	0	0	0	0	0	0	0	0	0	0	0	0	0	0	0	0
Tomato (Costal)	45	3	5	3	6	28	12	21	3	5	4	1	10	21	4	9	0	2	43	0	0
Tomato (Piedmont)	0	0	0	0	0	0	0	0	0	0	0	0	0	0	0	0	0	0	0	0	0
Trees	6	2	2	0	1	1	4	1	0	1	0	1	3	2	0	0	0	0	6	0	0
Truck Crops	487	56	121	80	88	142	157	239	56	17	18	59	174	219	8	27	16	77	394	0	0
Wildlife	345	136	85	41	53	30	226	93	14	6	6	84	151	103	1	6	27	71	247	0	0
Total	19009	2474	3796	2882	4580	5277	5261	10091	1656	1342	659	1308	6161	9362	1047	1131	267	2214	16528	0	0
Crop	Total	LOWER COSTAL PLAINS																			
		P Ratings					K Ratings					Ca Ratings					Mg Ratings				
		L	M	S	H	E	L	M	S	H	E	L	M	S	H	E	L	M	S	H	E
Az/Rhod/Cam	266	41	28	23	33	141	91	136	17	12	10	11	15	39	25	176	1	9	256	0	0
Az/Rhod/Cam (large)	5	1	0	1	0	3	0	4	0	1	0	0	0	1	0	4	0	0	5	0	0

Canola	0	0	0	0	0	0	0	0	0	0	0	0	0	0	0	0	0	0	0	0	
Corn/Sorghum	941	160	237	142	198	204	308	460	68	64	41	95	387	361	39	59	27	121	793	0	0
Cotton	5453	236	896	1059	1840	1422	829	3032	611	732	249	173	1948	2978	247	107	35	681	4737	0	0
Crop Rotations	36	6	10	1	9	10	10	20	3	1	2	2	22	8	2	2	0	7	29	0	0
Diagnostic	14	7	2	0	1	4	8	3	1	1	1	3	2	2	1	6	2	5	7	0	0
Forage Legumes	65	26	11	6	11	11	28	21	5	5	6	10	16	21	9	9	1	8	56	0	0
Forages	629	149	114	71	101	194	332	224	20	18	35	80	193	260	39	57	22	79	528	0	0
Fruits/Nuts	55	12	6	8	7	22	25	25	0	1	4	6	17	18	3	11	1	9	45	0	0
General Turf	3307	812	646	328	499	1022	1116	1728	177	160	126	124	290	875	389	1629	25	148	3134	0	0
General Turf (large)	43	18	6	1	5	13	23	15	2	1	2	4	6	10	7	16	1	7	35	0	0
Home Garden	1181	107	75	61	122	816	355	394	77	99	256	77	133	187	68	716	32	77	1072	0	0
Home Orchards	334	63	33	33	38	167	155	113	13	22	31	34	57	74	28	141	14	30	290	0	0
Ornamentals	1537	211	213	114	199	800	615	618	76	105	123	60	110	261	138	968	11	77	1449	0	0
Ornamentals (large)	35	4	5	4	2	20	19	11	0	3	2	4	3	5	1	22	0	2	33	0	0
Roadside Turf	44	27	6	1	2	8	29	11	2	1	1	9	5	11	1	18	2	12	30	0	0
Small Grain	423	45	73	74	112	119	115	169	51	73	15	31	108	245	25	14	8	48	367	0	0
Soy/Peanuts	2830	127	479	554	923	747	461	1561	308	378	122	108	946	1572	141	63	22	353	2455	0	0
Speciality Turf	127	27	25	3	15	57	61	57	4	3	2	10	22	41	9	45	2	8	117	0	0
Temporary Grazing	25	9	7	4	4	1	17	7	0	1	0	9	8	4	3	1	3	3	19	0	0
Tobacco	23	0	2	2	5	14	6	12	1	3	1	3	17	3	0	0	1	7	15	0	0
Tobacco Bed	0	0	0	0	0	0	0	0	0	0	0	0	0	0	0	0	0	0	0	0	0
Tomato (Costal)	82	3	6	3	13	57	18	37	7	11	9	2	21	19	9	31	1	3	78	0	0
Tomato (Piedmont)	0	0	0	0	0	0	0	0	0	0	0	0	0	0	0	0	0	0	0	0	0
Trees	1	0	1	0	0	0	1	0	0	0	0	0	0	0	1	0	0	0	1	0	0
Truck Crops	442	49	44	39	52	258	166	174	23	24	55	52	110	135	38	107	25	59	358	0	0
Wildlife	1283	516	266	125	166	210	771	397	32	35	48	310	362	415	108	88	108	210	965	0	0
Total	19181	2656	3191	2657	4357	6320	5559	9229	1498	1754	1141	1217	4798	7545	1331	4290	344	1963	16874	0	0

PIEDMONT

Crop	Total	P Ratings					K Ratings					Ca Ratings					Mg Ratings				
		L	M	S	H	E	L	M	S	H	E	L	M	S	H	E	L	M	S	H	E
Az/Rhod/Cam	115	45	27	8	7	28	16	55	18	6	20	9	13	26	12	55	0	10	105	0	0
Az/Rhod/Cam (large)	9	2	3	1	0	3	3	1	2	0	3	0	1	5	0	3	0	0	9	0	0
Canola	7	3	2	1	0	1	0	6	0	0	1	0	3	3	1	0	0	0	7	0	0
Corn/Sorghum	458	119	101	35	50	153	115	240	40	30	33	12	114	239	53	40	2	33	423	0	0
Cotton	469	144	86	31	50	158	116	228	44	46	35	36	88	244	56	45	2	33	434	0	0
Crop Rotations	39	10	8	5	7	9	9	20	3	5	2	1	11	19	5	3	0	8	31	0	0
Diagnostic	68	48	5	2	1	12	26	23	1	2	16	26	15	13	1	13	21	6	41	0	0
Forage Legumes	324	122	62	22	42	76	86	134	21	25	58	27	76	109	47	65	5	27	292	0	0
Forages	3140	1025	585	255	342	933	738	1291	273	322	516	197	521	1244	459	719	31	193	2916	0	0
Fruits/Nuts	282	124	61	24	25	48	60	131	31	31	29	18	70	134	24	36	3	25	254	0	0
General Turf	2818	1166	625	238	272	517	246	1341	338	485	408	171	320	1020	433	874	44	220	2554	0	0
General Turf (large)	105	73	9	6	8	9	18	41	22	19	5	19	16	42	17	11	2	9	94	0	0
Home Garden	1723	341	212	124	192	854	139	679	175	253	477	50	174	366	164	969	17	108	1598	0	0
Home Orchards	398	175	54	22	44	103	62	172	37	58	69	43	58	137	28	132	15	46	337	0	0
Ornamentals	921	292	206	83	103	237	79	458	90	124	170	28	69	176	91	557	8	37	876	0	0
Ornamentals (large)	31	9	7	2	2	11	6	15	3	0	7	2	2	8	6	13	0	2	29	0	0
Roadside Turf	38	17	6	4	3	8	14	16	3	2	3	6	9	11	1	11	6	6	26	0	0
Small Grain	390	102	52	24	35	177	86	183	41	37	43	10	82	178	53	67	1	19	370	0	0
Soy/Peanuts	38	16	8	3	2	9	10	16	5	5	2	6	14	13	4	1	2	8	28	0	0
Speciality Turf	442	201	80	31	48	82	100	220	48	49	25	37	174	166	24	41	27	116	299	0	0
Temporary Grazing	224	32	22	13	29	128	75	83	25	18	23	7	32	112	28	45	2	19	203	0	0
Tobacco	0	0	0	0	0	0	0	0	0	0	0	0	0	0	0	0	0	0	0	0	0
Tobacco Bed	0	0	0	0	0	0	0	0	0	0	0	0	0	0	0	0	0	0	0	0	0
Tomato (Costal)	48	10	10	3	5	20	3	28	7	2	8	3	5	22	2	16	1	2	45	0	0

Tomato (Piedmont)	0	0	0	0	0	0	0	0	0	0	0	0	0	0	0	0	0	0	0
Trees	23	12	8	1	1	1	7	11	2	1	2	2	7	13	1	0	0	2	21
Truck Crops	255	65	57	17	22	94	41	120	25	28	41	21	47	118	17	52	7	26	
Wildlife	1534	967	256	125	80	106	536	743	92	90	73	139	400	635	161	199	34	115	
Total	13899	5120	2552	1080	1370	3777	2591	6255	1346	1638	2069	870	2321	5053	1688	3967	230	1070	

SANDHILL

Crop	Total	P Ratings					K Ratings					Ca Ratings					Mg Ratings				
		L	M	S	H	E	L	M	S	H	E	L	M	S	H	E	L	M	S	H	E
Az/Rhod/Cam	144	60	31	18	14	21	85	46	4	4	5	21	32	46	13	32	3	28	113	0	0
Az/Rhod/Cam (large)	7	1	3	2	0	1	5	1	0	1	0	0	3	1	2	1	0	2	5	0	0
Canola	0	0	0	0	0	0	0	0	0	0	0	0	0	0	0	0	0	0	0	0	0
Corn/Sorghum	396	67	91	53	84	101	112	214	30	23	17	36	117	169	37	37	8	44	344	0	0
Cotton	250	67	57	38	34	54	98	131	11	8	2	26	108	82	8	26	3	28	219	0	0
Crop Rotations	111	3	7	20	20	61	52	55	1	2	1	4	39	43	5	20	1	20	90	0	0
Diagnostic	90	40	8	5	9	28	51	27	3	4	5	34	23	22	3	8	15	23	52	0	0
Forage Legumes	81	23	20	4	12	22	25	28	4	9	15	4	25	34	6	12	3	3	75	0	0
Forages	1078	258	183	111	123	403	644	339	18	31	46	210	273	403	70	122	65	113	900	0	0
Fruits/Nuts	86	12	11	4	17	42	40	32	4	7	3	17	19	25	4	21	5	11	70	0	0
General Turf	3711	2002	842	304	287	276	1778	1591	137	93	112	357	907	1572	388	487	64	451	3196	0	0
General Turf (large)	44	14	8	7	4	11	30	12	0	0	2	7	13	20	2	2	0	12	32	0	0
Home Garden	940	137	110	61	117	515	362	334	45	56	143	86	144	205	68	437	28	91	821	0	0
Home Orchards	280	115	50	11	30	74	153	92	11	9	15	59	79	66	16	60	26	24	230	0	0
Ornamentals	1039	381	190	88	96	284	501	383	43	40	72	122	192	293	93	339	29	153	857	0	0
Ornamentals (large)	13	0	3	3	5	2	8	1	1	3	0	0	5	0	3	5	0	2	11	0	0
Roadside Turf	52	34	10	0	6	2	28	16	4	0	4	13	14	5	4	16	0	11	41	0	0
Small Grain	141	17	20	12	27	65	59	67	7	2	6	15	45	49	12	20	9	16	116	0	0
Soy/Peanuts	30	4	9	3	6	8	17	9	3	0	1	5	12	12	0	1	3	3	24	0	0
Speciality Turf	215	76	66	21	27	25	112	89	3	6	5	63	65	60	10	17	12	60	143	0	0
Temporary Grazing	26	3	3	5	6	9	14	6	0	1	5	2	12	6	2	4	1	3	22	0	0
Tobacco	0	0	0	0	0	0	0	0	0	0	0	0	0	0	0	0	0	0	0	0	0
Tobacco Bed	0	0	0	0	0	0	0	0	0	0	0	0	0	0	0	0	0	0	0	0	0
Tomato (Costal)	22	3	6	0	5	8	11	8	0	3	0	1	5	8	3	5	0	3	19	0	0
Tomato (Piedmont)	0	0	0	0	0	0	0	0	0	0	0	0	0	0	0	0	0	0	0	0	0
Trees	20	13	3	1	1	2	7	11	1	0	1	3	11	2	1	3	1	3	16	0	0
Truck Crops	572	29	30	8	65	440	174	329	28	25	16	35	104	284	90	59	19	33	520	0	0
Wildlife	1014	608	197	55	72	82	436	452	59	40	27	205	306	377	61	65	36	141	837	0	0
Total	10362	3967	1958	834	1067	2536	4802	4273	417	367	503	1325	2553	3784	901	1799	331	1278	8753	0	0

Table 7. Samples Analyzed According to Zn, Mn, and B Levels by Crop Group and Soil Type.

Crop	Total	COSTAL PLAINS							
		Zn (lbs/A)		Mn (lbs/A)		B (lbs/A)			
		<1.6 I	>=1.6 S	<6.0 I	>=6.0 S	0-0.1	0.1-0.5	0.5-1.0	>=1.0
Az/Rhod/Cam	63	3	60	3	60	3	35	18	7
Az/Rhod/Cam (large)	9	0	9	1	8	0	4	3	2
Canola	1	0	1	0	1	0	1	0	0
Corn/Sorghum	3505	76	3429	213	3292	361	2420	655	69
Cotton	7125	132	6993	419	6706	611	5051	1337	126
Crop Rotations	462	14	448	24	438	38	363	61	0
Diagnostic	56	36	20	19	37	5	50	0	1
Forage Legumes	43	12	31	8	35	5	29	6	3
Forages	946	37	909	64	882	114	720	93	19
Fruits/Nuts	75	8	67	9	66	7	46	13	9
General Turf	1523	52	1471	121	1402	135	1097	239	52
General Turf (large)	127	14	113	31	96	0	96	24	7
Home Garden	647	13	634	30	617	62	319	149	117
Home Orchards	173	24	149	15	158	21	101	32	19

Ornamentals	435	39	396	37	398	22	237	132	44
Ornamentals (large)	141	15	126	30	111	0	85	46	10
Roadside Turf	4	3	1	3	1	0	3	1	0
Small Grain	265	20	245	24	241	21	198	43	3
Soybeans/Peanuts	2325	31	2294	165	2160	279	1625	375	46
Speciality Turf	142	3	139	19	123	24	102	13	3
Temporary Grazing	33	2	31	2	31	0	33	0	0
Tobacco	26	0	26	1	25	0	20	6	0
Tobacco Bed	0	0	0	0	0	0	0	0	0
Tomato (Costal)	45	0	45	0	45	0	23	16	6
Tomato (Piedmont)	0	0	0	0	0	0	0	0	0
Trees	6	0	6	0	6	0	6	0	0
Truck Crops	487	16	471	28	459	44	360	64	19
Wildlife	345	68	277	60	285	72	239	26	8
Total	19009	618	18391	1326	17683	1824	13263	3352	570

LOWER COSTAL PLAINS

Crop	Total	Zn (lbs/A)		Mn (lbs/A)		B (lbs/A)			
		<1.6	>=1.6	<6.0	>=6.0	0-0.1	0.1-0.5	0.5-1.0	>=1.0
		I	S	I	S				
Az/Rhod/Cam	266	13	253	31	235	3	53	75	135
Az/Rhod/Cam (large)	5	0	5	0	5	0	1	2	2
Canola	0	0	0	0	0	0	0	0	0
Corn/Sorghum	941	59	882	197	744	165	602	130	44
Cotton	5453	118	5335	352	5101	299	4288	841	25
Crop Rotations	36	0	36	2	34	4	28	4	0
Diagnostic	14	9	5	7	7	1	7	5	1
Forage Legumes	65	6	59	20	45	9	26	27	3
Forages	629	55	574	137	492	82	382	133	32
Fruits/Nuts	55	6	49	9	46	2	23	20	10
General Turf	3307	191	3116	569	2738	105	1062	1257	883
General Turf (large)	43	7	36	11	32	1	24	14	4
Home Garden	1181	59	1122	138	1043	66	309	270	536
Home Orchards	334	31	303	69	265	37	108	98	91
Ornamentals	1537	84	1453	193	1344	46	362	446	683
Ornamentals (large)	35	6	29	2	33	0	9	16	10
Roadside Turf	44	18	26	21	23	2	26	11	5
Small Grain	423	31	392	48	375	46	301	66	10
Soybeans/Peanuts	2830	73	2757	163	2667	163	2218	437	12
Speciality Turf	127	12	115	18	109	0	56	45	26
Temporary Grazing	25	10	15	14	11	1	17	1	6
Tobacco	23	0	23	3	20	4	16	3	0
Tobacco Bed	0	0	0	0	0	0	0	0	0
Tomato (Costal)	82	4	78	15	67	7	15	43	17
Tomato (Piedmont)	0	0	0	0	0	0	0	0	0
Trees	1	1	0	1	0	0	1	0	0
Truck Crops	442	41	401	84	358	48	230	97	67
Wildlife	1283	341	942	397	886	186	722	287	88
Total	19181	1175	18006	2501	16680	1277	10886	4328	2690

PIEDMONT

Crop	Total	Zn (lbs/A)		Mn (lbs/A)		B (lbs/A)			
		<1.6	>=1.6	<6.0	>=6.0	0-0.1	0.1-0.5	0.5-1.0	>=1.0
		I	S	I	S				
Az/Rhod/Cam	115	2	113	2	113	1	34	46	34

Az/Rhod/Cam (large)	9	1	8	1	8	0	2	5	2
Canola	7	0	7	0	7	0	4	3	0
Corn/Sorghum	458	24	434	0	458	22	262	154	20
Cotton	469	12	457	2	467	3	258	180	28
Crop Rotations	39	2	37	0	39	2	23	10	4
Diagnostic	68	31	37	21	47	19	26	8	15
Forage Legumes	324	20	304	1	323	9	131	136	48
Forages	3140	169	2971	23	3117	56	1314	1436	334
Fruits/Nuts	282	32	250	29	253	3	152	95	32
General Turf	2818	151	2667	58	2760	56	1034	1305	423
General Turf (large)	105	24	81	1	104	2	52	43	8
Home Garden	1723	43	1680	11	1712	23	426	530	744
Home Orchards	398	22	376	5	393	11	152	139	96
Ornamentals	921	34	887	4	917	7	220	366	328
Ornamentals (large)	31	1	30	1	30	2	8	12	9
Roadside Turf	38	9	29	4	34	4	18	12	4
Small Grain	390	21	369	3	387	3	166	197	24
Soybeans/Peanuts	38	6	32	3	35	6	21	10	1
Speciality Turf	442	34	408	36	406	65	249	116	12
Temporary Grazing	224	6	218	0	224	4	74	116	30
Tobacco	0	0	0	0	0	0	0	0	0
Tobacco Bed	0	0	0	0	0	0	0	0	0
Tomato (Costal)	48	2	46	0	48	2	22	12	12
Tomato (Piedmont)	0	0	0	0	0	0	0	0	0
Trees	23	3	20	1	22	0	16	6	1
Truck Crops	255	15	240	1	254	18	117	75	45
Wildlife	1534	345	1189	35	1499	66	816	566	86
Total	13899	1009	12890	242	13657	384	5597	5578	2340

SANDHILL

Crop	Total	Zn(lbs/A)		Mn (lbs/A)		B (lbs/A)			
		<1.6	>=1.6	<6.0	>=6.0	0-0.1	0.1-0.5	0.5-1.0	>=1.0
		I	S	I	S				
Az/Rhod/Cam	144	11	133	20	124	11	82	36	15
Az/Rhod/Cam (large)	7	0	7	1	6	2	2	2	1
Canola	0	0	0	0	0	0	0	0	0
Corn/Sorghum	396	25	371	26	370	38	251	80	27
Cotton	250	26	224	20	230	34	190	22	4
Crop Rotations	111	0	111	2	109	23	70	17	1
Diagnostic	90	40	50	31	59	23	46	17	4
Forage Legumes	81	1	80	3	78	3	42	27	9
Forages	1078	81	997	136	942	176	777	87	38
Fruits/Nuts	86	4	82	12	74	8	49	19	10
General Turf	3711	152	3559	337	3374	258	2135	1066	252
General Turf (large)	44	8	36	5	39	6	28	8	2
Home Garden	940	47	893	39	901	66	384	192	298
Home Orchards	280	35	245	29	251	13	173	53	41
Ornamentals	1039	50	989	66	973	66	500	279	194
Ornamentals (large)	13	0	13	2	11	2	4	6	1
Roadside Turf	52	11	41	6	46	4	32	10	6
Small Grain	141	7	134	4	137	15	100	24	2
Soybeans/Peanuts	30	2	28	5	25	6	20	3	1
Speciality Turf	215	18	197	23	192	59	103	44	9
Temporary Grazing	26	0	26	1	25	3	16	3	4

Tobacco	0	0	0	0	0	0	0	0	0
Tobacco Bed	0	0	0	0	0	0	0	0	0
Tomato (Costal)	22	0	22	0	22	1	13	6	2
Tomato (Piedmont)	0	0	0	0	0	0	0	0	0
Trees	20	3	17	2	18	5	12	2	1
Truck Crops	572	16	556	23	549	56	354	148	14
Wildlife	1014	275	739	123	891	108	603	241	62
Total	10362	812	9550	916	9446	986	5986	2392	998

Table 8. Samples Analyzed for sulfate sulfur.

Top Soils Samples S(lbs/A)			Sub Soil Samples S(lbs/A)		
<20	>=20	Total	<40	>=40	Total
49 (54.44%)	41 (45.56%)	90	0 (.%)	0 (.%)	0

Table 9. Total Samples Calculated According to Cation Exchange Capacity (CEC) Values by Soil Type.

CEC (meq/100g)		
0-2	2-5	>5
49	41	0
49	41	0
49	41	0
49	41	0

Table 10. Total Samples Calculated According to Percent Base Saturation Values by Soil Type.

% Base Saturation		
<33%	34-65%	>66%
49	41	0
49	41	0
49	41	0
49	41	0

Table 11. Total Analyses

Analysis	Total
Standard Soil Test	53700
Organic Matter	821
Nitrate Nitrogen	581
Soluble Salts	233
Extractable Sulfate Sulfur	90
pH Only	19
Pond Bottom	52
Shrimp Pond	0
Soiless Mixes	103
Bulk Density	28

Table 12. Table 12. Total per Crop Analyzed for County and Account Samples.

CropName	Num Samples
Agronomic Crops	
050 - Alfalfa	76
005 - Annual Legume/Sum Grass	41
006 - Annual Legume/Win Grass	131
007 - Annual Legumes	131
033 - Bahiagrass Pasture	299
036 - Bermuda/Bahiagrass-Hay	1251
034 - Bermudagrass Pasture	1237
035 - Bermudagrass, Estab.	160

104 - Canola	117
010 - Common Lespedeza	3
023 - Corn for Silage	120
021 - Corn in Rotation	45
C100 - Corn, Grain - 100 bu/A	746
C105 - Corn, Grain - 105 bu/A	0
C110 - Corn, Grain - 110 bu/A	250
C115 - Corn, Grain - 115 bu/A	0
C120 - Corn, Grain - 120 bu/A	268
C125 - Corn, Grain - 125 bu/A	0
C130 - Corn, Grain - 130 bu/A	138
C135 - Corn, Grain - 135 bu/A	0
C140 - Corn, Grain - 140 bu/A	103
C145 - Corn, Grain - 145 bu/A	0
C150 - Corn, Grain - 150 bu/A	1392
C155 - Corn, Grain - 155 bu/A	0
C160 - Corn, Grain - 160 bu/A	67
C165 - Corn, Grain - 165 bu/A	0
C170 - Corn, Grain - 170 bu/A	49
C175 - Corn, Grain - 175 bu/A	0
C180 - Corn, Grain - 180 bu/A	94
C185 - Corn, Grain - 185 bu/A	0
C190 - Corn, Grain - 190 bu/A	0
C195 - Corn, Grain - 195 bu/A	0
C200 - Corn, Grain - 200 bu/A	218
C205 - Corn, Grain - 205 bu/A	0
C210 - Corn, Grain - 210 bu/A	0
C215 - Corn, Grain - 215 bu/A	0
C220 - Corn, Grain - 220 bu/A	4
C225 - Corn, Grain - 225 bu/A	0
C230 - Corn, Grain - 230 bu/A	0
C235 - Corn, Grain - 235 bu/A	0
C240 - Corn, Grain - 240 bu/A	19
C245 - Corn, Grain - 245 bu/A	0
C250 - Corn, Grain - 250 bu/A	1780
C255 - Corn, Grain - 255 bu/A	0
C260 - Corn, Grain - 260 bu/A	0
C265 - Corn, Grain - 265 bu/A	0
C270 - Corn, Grain - 270 bu/A	0
C275 - Corn, Grain - 275 bu/A	0
C280 - Corn, Grain - 280 bu/A	0
C285 - Corn, Grain - 285 bu/A	0
C290 - Corn, Grain - 290 bu/A	0
C295 - Corn, Grain - 295 bu/A	0
C300 - Corn, Grain - 300 bu/A	0
C80 - Corn, Grain - 80 bu/A	224
C85 - Corn, Grain - 85 bu/A	0
C90 - Corn, Grain - 90 bu/A	14
C95 - Corn, Grain - 95 bu/A	0
001 - Cotton - Dryland	7759
002 - Cotton - Irrigated	574
C1100 - Cotton 1100 lbs/A	0
C1200 - Cotton 1200 lbs/A	0

C1300 - Cotton 1300 lbs/A	0
C1400 - Cotton 1400 lbs/A	0
C1500 - Cotton 1500 lbs/A	0
C1600 - Cotton 1600 lbs/A	0
C1700 - Cotton 1700 lbs/A	0
C1800 - Cotton 1800 lbs/A	0
C1900 - Cotton 1900 lbs/A	0
C2000 - Cotton 2000 lbs/A	0
C600 - Cotton 600 lbs/A	0
C700 - Cotton 700 lbs/A	0
C800 - Cotton 800 lbs/A	0
C900 - Cotton 900 lbs/A	0
049 - Fescue Hay	0
031 - Fescue,CoolSeasonPasture	1709
025 - Grain Sorghum	101
037 - Grass-Clover Pasture	41
032 - Orchardgrass	20
008 - Peanuts	441
P1000 - Peanuts 1000 lbs/A	0
P1500 - Peanuts 1500 lbs/A	0
P2000 - Peanuts 2000 lbs/A	0
P2500 - Peanuts 2500 lbs/A	0
P3000 - Peanuts 3000 lbs/A	0
P3500 - Peanuts 3500 lbs/A	0
P4000 - Peanuts 4000 lbs/A	0
P4500 - Peanuts 4500 lbs/A	0
P5000 - Peanuts 5000 lbs/A	0
P5500 - Peanuts 5500 lbs/A	0
P6000 - Peanuts 6000 lbs/A	0
009 - Perennial Peanuts	8
012 - Rice, Upland Irrigated	7
011 - Sericea Lespedeza	11
003 - Sesame	2
029 - Small Grain	1625
030 - Small Grain in Rotation	1625
097 - Small Grain Silage	55
024 - Sorghum for Silage	32
S100 - Soybeans 100 bu/A	0
S15 - Soybeans 15 bu/A	0
S20 - Soybeans 20 bu/A	0
S25 - Soybeans 25 bu/A	0
S30 - Soybeans 30 bu/A	282
S35 - Soybeans 35 bu/A	0
S40 - Soybeans 40 bu/A	362
S45 - Soybeans 45 bu/A	0
S50 - Soybeans 50 bu/A	459
S55 - Soybeans 55 bu/A	0
S60 - Soybeans 60 bu/A	173
S65 - Soybeans 65 bu/A	0
S70 - Soybeans 70 bu/A	6
S75 - Soybeans 75 bu/A	0
S80 - Soybeans 80 bu/A	83
S85 - Soybeans 85 bu/A	0

S90 - Soybeans 90 bu/A	0
S95 - Soybeans 95 bu/A	0
019 - Soybeans/Sorghum-Silage	22
027 - Sugarcane	7
028 - Sunflowers	95
026 - Sweet Sorghum	16
039 - Temp Annual Graze-Sum	36
038 - Temp Annual Graze-Winter	164
099 - Tobacco	66
T1500 - Tobacco 1500 lbs/A	0
T2000 - Tobacco 2000 lbs/A	0
T2500 - Tobacco 2500 lbs/A	0
T3000 - Tobacco 3000 lbs/A	0
T3500 - Tobacco 3500 lbs/A	0
T4000 - Tobacco 4000 lbs/A	0
098 - Tobacco Bed	1
Truck Crops	
051 - Asparagus, Establishment	18
066 - Asparagus, Maintenance	4
060 - Beets	17
061 - Broccoli	10
120 - Brussel Sprouts	1
062 - Cabbage	2
052 - Cantaloupes (bareground)	17
132 - Cantaloupes (plasticulture)	12
063 - Carrots	3
079 - Cauliflower	1
064 - Collards	148
053 - Cucumbers (bareground)	4
133 - Cucumbers (plasticulture)	1
065 - Eggplant (bareground)	1
134 - Eggplant (plasticulture)	3
126 - English Pea	3
067 - Green Onions	38
072 - Greens	92
095 - Irish Potatoes (clay)	19
122 - Leek	19
054 - Lettuce	131
055 - Lima Beans	7
121 - Mustard	19
056 - Okra	29
068 - Onions	29
127 - Parsley	38
125 - Parsnip	0
069 - Pepper (bareground)	8
131 - Pepper (plasticulture)	3
070 - Pole Beans	8
014 - Pumpkins	47
130 - Radish	4
124 - Rutabaga	2
057 - Snapbeans	5
073 - Southern Peas	42
071 - Spinach	2

058 - Squash (winter)	6
129 - Summer Squash	36
075 - Sweet Corn	177
076 - Sweet Potatoes	15
078 - Tomato (bareground)	15
128 - Tomatoes (plasticulture)	22
123 - Turnips	41
059 - Watermelons	99
Fruit and Nut Crops	
080 - Apples	11
082 - Blueberries(acre)	70
084 - Grapes(Bunch/Muscadine)	57
013 - Kiwi	2
085 - Nectarines	11
086 - Peaches	183
081 - Pears	0
088 - Pecans	32
087 - Plums	6
074 - Strawberries(acre)	91
Golf Course, and Other Turf Crops	
040 - Athletic Fields	424
042 - Bentgrass Golf Green(acre)	61
111 - Bentgrass Golf Green(sq ft)	61
043 - BermudaGolfGrn/Tee(acre)	369
106 - Carpetgrass(acre-clay)	0
107 - Centipedegrass(acre-clay)	70
112 - CoolSeasonGrsmaint(acre)	59
041 - Golf Fairway	30
045 - Roadside Turf Estab.	112
046 - Roadside Turf Maint.	6
105 - StAugustineGrs	6
113 - Turf Establishment(acre)	16
114 - WarmSeasonGrsmaint(acre)	184
Nurseries	
108 - Annual Flowers/Roses(acre)	25
109 - Azalea,Rhod,Camellia(acre)	25
110 - Perennial Flowers(acre)	52
117 - Shrubs(acre)	23
Wildlife	
140 - DoveField,Corn/Sorghum	419
141 - DoveField,Sunflower	110
142 - Fall Deer, Alfalfa	39
143 - Fall Deer, ForageChicory	42
144 - FallDeerMix, Brassicas	156
147 - FallDeerMix, Legumes	187
145 - FallDeerMix,AnnualGrs	405
146 - FallDeerMix,Grsclover	257
103 - Grass/Legume-Wildlife	230
101 - Grasses for Wildlife	206
102 - Legumes for Wildlife	304
Trees	
092 - Christmas Trees	37
Homeowner	

017 - Annual Flowers/Roses(sq ft)	603
205 - Apple Trees	76
096 - Azalea,Rhod,Camellia(sq ft)	76
118 - BermudaGolfGrn/Tee(sq ft)	165
202 - Blackberries	54
203 - Blueberries(sq ft)	284
093 - Carpetgrass(sq ft)	34
094 - Centipedegrass(sq ft)	4869
044 - CoolSeasonGrsmaint(sq ft)	1139
206 - Fig Trees	24
204 - Grapes	82
090 - Home Garden (Inorganic)	4646
091 - Home Garden (Organic)	1
018 - Ornamental/Shade Trees	491
212 - Palm Trees	60
208 - Peach Trees	67
207 - Pear Trees	25
210 - Pecan Trees	79
016 - Perennial Flowers(sq ft)	349
211 - Pine Trees	87
209 - Plum Trees	25
015 - Shrubs(sq ft)	785
119 - St. Augustinegrass(sq ft)	1206
201 - Strawberries(sq ft)	1206
047 - Turf Establishment(sq ft)	231
048 - WarmSeasonGrsmaint(sq ft)	3023

This document was generated on 1/6/2015 7:14:24 PM.