













-  [Table 1. Total Number of Samples Analyzed](#)
-  [Table 2. Total Number of Samples Analyzed by Month](#)
-  [Table 3. Crop Groups](#)
-  [Table 4. County Groups](#)
-  [Table 5. pH Values](#)
-  [Table 6. P, K, Ca, and Mg Ratings](#)
-  [Table 7. Zn, Mn, and B Levels](#)
-  [Table 8. Samples Analyzed for sulfate sulfur](#)
-  [Table 9. Cation Exchange Capacity \(CEC\) Values](#)
-  [Table 10. Percent Base Saturation Values](#)
-  [Table 11. Total Analyses Including County and Research Samples](#)
-  [Table 12. Total per Crop Analyzed for County and Account Samples](#)

Table 1. Total Number of Samples Analyzed.

	Sample Number Totals	Large Area Crop Codes	Small Area Crop Codes	Diagnostic Reports
Counties				
Abbeville	257	145	81	31
Aiken	2214	562	1628	24
Allendale	67	46	21	0
Anderson	867	384	474	9
Bamberg	4635	3969	38	628
Barnwell	304	255	49	0
Beaufort	1362	531	827	4
Berkeley	481	156	315	10
Calhoun	1133	1000	82	51
Charleston	3383	488	2744	151
Cherokee	311	217	84	10
Chester	236	175	61	0
Chesterfield	292	231	59	2
Clarendon	542	248	212	82
Colleton	457	293	161	3
Darlington	737	496	240	1
Dillon	350	118	224	8
Dorchester	632	315	311	6
Edgefield	235	183	50	2
Fairfield	114	77	36	1
Florence	789	399	389	1
Georgetown	1115	536	572	7
Greenville	2067	465	1600	2
Greenwood	454	194	259	1
Hampton	3167	3007	157	3
Horry	1332	549	769	14
Jasper	369	61	291	17
Kershaw	1101	816	282	3
Lancaster	380	225	148	7
Laurens	555	382	169	4
Lee	591	453	137	1
Lexington	3077	1122	1943	12
Marion	597	539	57	1

Marlboro	47	25	22	0
McCormick	52	11	41	0
Newberry	1181	907	273	1
Oconee	454	240	209	5
Orangeburg	470	324	115	31
Pickens	427	128	299	0
Richland	2696	555	2101	40
Saluda	484	425	58	1
Spartanburg	993	406	584	3
Sumter	869	497	371	1
Union	248	160	88	0
Williamsburg	126	99	26	1
York	815	467	345	3
Prepaid	1730	942	659	129
Accounts	6619	5001	975	643
SubTotal	51414	28824	20636	1954
Research	1362	421	259	682
Plant Problem Clinic	0	0	0	0
Checks & Blanks	1438	1	0	1437
Total Samples Analyzed	54214	29246	20895	4073

Table 2. Total Number of Samples Analyzed by Month.

Month	Samples
January	6113
Feburary	7508
March	11802
April	4911
May	2709
June	2911
July	1721
August	2223
September	2510
October	3930
November	3538
December	4420
Total	54296

Table 3. Crop Groups Used in Summarizing Soil Analysis Data.

Az/Rhod/Cam
096 Azalea,Rhod,Camellia(sq ft)
Az/Rhod/Cam (large)
109 Azalea,Rhod,Camellia(acre)
Canola
104 Canola
Corn/Sorghum
023 Corn for Silage
C100 Corn, Grain - 100 bu/A
C105 Corn, Grain - 105 bu/A
C110 Corn, Grain - 110 bu/A
C115 Corn, Grain - 115 bu/A
C120 Corn, Grain - 120 bu/A
C125 Corn, Grain - 125 bu/A
C130 Corn, Grain - 130 bu/A
C135 Corn, Grain - 135 bu/A
C140 Corn, Grain - 140 bu/A
C145 Corn, Grain - 145 bu/A
C150 Corn, Grain - 150 bu/A
C155 Corn, Grain - 155 bu/A
C160 Corn, Grain - 160 bu/A
C165 Corn, Grain - 165 bu/A
C170 Corn, Grain - 170 bu/A
C175 Corn, Grain - 175 bu/A
C180 Corn, Grain - 180 bu/A
C185 Corn, Grain - 185 bu/A
C190 Corn, Grain - 190 bu/A
C195 Corn, Grain - 195 bu/A
C200 Corn, Grain - 200 bu/A
C205 Corn, Grain - 205 bu/A
C210 Corn, Grain - 210 bu/A
C215 Corn, Grain - 215 bu/A

C220 Corn, Grain - 220 bu/A
C225 Corn, Grain - 225 bu/A
C230 Corn, Grain - 230 bu/A
C235 Corn, Grain - 235 bu/A
C240 Corn, Grain - 240 bu/A
C245 Corn, Grain - 245 bu/A
C250 Corn, Grain - 250 bu/A
C255 Corn, Grain - 255 bu/A
C260 Corn, Grain - 260 bu/A
C265 Corn, Grain - 265 bu/A
C270 Corn, Grain - 270 bu/A
C275 Corn, Grain - 275 bu/A
C280 Corn, Grain - 280 bu/A
C285 Corn, Grain - 285 bu/A
C290 Corn, Grain - 290 bu/A
C295 Corn, Grain - 295 bu/A
C300 Corn, Grain - 300 bu/A
C80 Corn, Grain - 80 bu/A
C85 Corn, Grain - 85 bu/A
C90 Corn, Grain - 90 bu/A
C95 Corn, Grain - 95 bu/A
025 Grain Sorghum
024 Sorghum for Silage
019 Soybeans/Sorghum-Silage
027 Sugarcane
026 Sweet Sorghum

Cotton

001 Cotton - Dryland
002 Cotton - Irrigated
C1100 Cotton 1100 lbs/A
C1200 Cotton 1200 lbs/A
C1300 Cotton 1300 lbs/A
C1400 Cotton 1400 lbs/A
C1500 Cotton 1500 lbs/A
C1600 Cotton 1600 lbs/A
C1700 Cotton 1700 lbs/A
C1800 Cotton 1800 lbs/A
C1900 Cotton 1900 lbs/A
C2000 Cotton 2000 lbs/A
C600 Cotton 600 lbs/A
C700 Cotton 700 lbs/A
C800 Cotton 800 lbs/A
C900 Cotton 900 lbs/A
S100 Soybeans 100 bu/A
S15 Soybeans 15 bu/A
S20 Soybeans 20 bu/A
S25 Soybeans 25 bu/A
S30 Soybeans 30 bu/A
S35 Soybeans 35 bu/A
S40 Soybeans 40 bu/A
S45 Soybeans 45 bu/A
S50 Soybeans 50 bu/A
S55 Soybeans 55 bu/A
S60 Soybeans 60 bu/A
S65 Soybeans 65 bu/A
S70 Soybeans 70 bu/A
S75 Soybeans 75 bu/A
S80 Soybeans 80 bu/A
S85 Soybeans 85 bu/A
S90 Soybeans 90 bu/A
S95 Soybeans 95 bu/A

Crop Rotations

021 Corn in Rotation
030 Small Grain in Rotation

Diagnostic

000 Diagnostic
P1500 Peanuts 1500 lbs/A
P2000 Peanuts 2000 lbs/A
P2500 Peanuts 2500 lbs/A
P3000 Peanuts 3000 lbs/A
P3500 Peanuts 3500 lbs/A
P4000 Peanuts 4000 lbs/A
P4500 Peanuts 4500 lbs/A
P5000 Peanuts 5000 lbs/A
P5500 Peanuts 5500 lbs/A
P6000 Peanuts 6000 lbs/A

Forage Legumes

050 Alfalfa

005 Annual Legume/Sum Grass
006 Annual Legume/Win Grass
007 Annual Legumes
010 Common Lespedeza
037 Grass-Clover Pasture
011 Sericea Lespedeza

Forages

033 Bahiagrass Pasture
036 Bermuda/Bahiagrass-Hay
034 Bermudagrass Pasture
035 Bermudagrass, Estab.
049 Fescue Hay
031 Fescue, CoolSeasonPasture
032 Orchardgrass

Fruits/Nuts

080 Apples
082 Blueberries(acre)
084 Grapes(Bunch/Muscadine)
013 Kiwi
085 Nectarines
086 Peaches
081 Pears
088 Pecans
087 Plums
074 Strawberries(acre)

General Turf

093 Carpetgrass(sq ft)
094 Centipedegrass(sq ft)
044 CoolSeasonGrsmaint(sq ft)
119 St. Augustinegrass(sq ft)
047 Turf Establishment(sq ft)
048 WarmSeasonGrsmaint(sq ft)

General Turf (large)

106 Carpetgrass(acre-clay)
106 Carpetgrass(acre-sand)
107 Centipedegrass(acre-clay)
107 Centipedegrass(acre-sand)
112 CoolSeasonGrsmaint(acre)
105 StAugustineGr
113 Turf Establishment(acre)
114 WarmSeasonGrsmaint(acre)

Home Garden

090 Home Garden (Inorganic)
091 Home Garden (Organic)

Home Orchards

205 Apple Trees
202 Blackberries
203 Blueberries(sq ft)
206 Fig Trees
204 Grapes
208 Peach Trees
207 Pear Trees
210 Pecan Trees
209 Plum Trees
201 Strawberries(sq ft)

Ornamentals

017 Annual Flowers/Roses(sq ft)
018 Ornamental/Shade Trees
212 Palm Trees
016 Perennial Flowers(sq ft)
211 Pine Trees
015 Shrubs(sq ft)

Ornamentals (large)

108 Annual Flowers/Roses(acre)
110 Perennial Flowers(acre)
117 Shrubs(acre)

Roadside Turf

045 Roadside Turf Estab.
046 Roadside Turf Maint.

Small Grain

012 Rice, Upland Irrigated
003 Sesame
029 Small Grain
097 Small Grain Silage

Soybeans/Peanuts

008 Peanuts
P1000 Peanuts 1000 lbs/A
009 Perennial Peanuts
028 Sunflowers

Speciality Turf

040 Athletic Fields
042 Bentgrass Golf Green(acre)
111 Bentgrass Golf Green(sq ft)
043 BermudaGolfGrn/Tee(acre)
118 BermudaGolfGrn/Tee(sq ft)
041 Golf Fairway

Temporary Grazing

039 Temp Annual Graze-Sum
038 Temp Annual Graze-Winter

Tobacco

099 Tobacco
T1500 Tobacco 1500 lbs/A
T2000 Tobacco 2000 lbs/A
T2500 Tobacco 2500 lbs/A
T3000 Tobacco 3000 lbs/A
T3500 Tobacco 3500 lbs/A
T4000 Tobacco 4000 lbs/A

Tobacco Bed

098 Tobacco Bed

Tomato (Costal)

078 Tomato (bareground)
128 Tomatoes (plasticulture)

Tomato (Piedmont)

078 Tomato (bareground)

Trees

092 Christmas Trees

Truck Crops

051 Asparagus, Establishment
066 Asparagus, Maintenance
060 Beets
061 Broccoli
120 Brussel Sprouts
062 Cabbage
052 Cantaloupes (bareground)
132 Cantaloupes (plasticulture)
063 Carrots
079 Cauliflower
064 Collards
053 Cucumbers (bareground)
133 Cucumbers (plasticulture)
065 Eggplant (bareground)
134 Eggplant (plasticulture)
126 English Pea
067 Green Onions
072 Greens
095 Irish Potatoes (clay)
095 Irish Potatoes (sand)
122 Leek
054 Lettuce
055 Lima Beans
121 Mustard
056 Okra
068 Onions
127 Parsley
125 Parsnip
069 Pepper (bareground)
131 Pepper (plasticulture)
070 Pole Beans
014 Pumpkins
130 Radish
124 Rutabaga
057 Snapbeans
073 Southern Peas
071 Spinach
058 Squash (winter)
129 Summer Squash
075 Sweet Corn
076 Sweet Potatoes
123 Turnips
059 Watermelons

Wildlife

140 DoveField,Corn/Sorghum
141 DoveField,Sunflower
142 Fall Deer, Alfalfa
143 Fall Deer, ForageChicory
144 FallDeerMix, Brassicas
147 FallDeerMix, Legumes
145 FallDeerMix,AnnualGrS

146 FallDeerMix,Grns/Clover
 103 Grass/Legume-Wildlife
 101 Grasses for Wildlife
 102 Legumes for Wildlife

Table 4. County Groups County Groups by Soil Type.

Piedmont
 Abbeville
 Anderson
 Cherokee
 Chester
 Edgefield
 Fairfield
 Greenville
 Greenwood
 Lancaster
 Laurens
 McCormick
 Newberry
 Oconee
 Pickens
 Saluda
 Spartanburg
 Union
 York

Sandhills
 Aiken
 Chesterfield
 Kershaw
 Lexington
 Richland

Costal Plains
 Allendale
 Bamberg
 Barnwell
 Calhoun
 Clarendon
 Darlington
 Dillon
 Florence
 Lee
 Marion
 Marlboro
 Orangeburg
 Sumter

Lower Costal Plains
 Beaufort
 Berkeley
 Charleston
 Colleton
 Dorchester
 Georgetown
 Hampton
 Horry
 Jasper
 Williamsburg

Table 5. Samples Analyzed According to Soil pH and by Crop Group and Soil Type.

Crop	Total	COSTAL PLAINS Soil pH Range					>7.0
		<5.0	5.1-5.5	5.6-6.0	6.1-6.5	6.6-7.0	
Az/Rhod/Cam	45	3	21	11	7	2	1
Az/Rhod/Cam (large)	3	0	2	1	0	0	0
Canola	0	0	0	0	0	0	0
Corn/Sorghum	5268	51	399	1968	2159	626	65
Cotton	9957	57	689	3727	4185	1208	91
Crop Rotations	530	8	52	206	166	81	17
Diagnostic	765	14	148	295	272	34	2
Forage Legumes	18	2	3	8	3	1	1
Forages	856	23	146	346	253	62	26
Fruits/Nuts	43	4	10	12	11	5	1
General Turf	1193	110	333	388	239	97	26
General Turf (large)	21	1	8	8	4	0	0

Home Garden	707	25	133	202	169	132	46
Home Orchards	162	20	41	59	26	11	5
Ornamentals	355	41	112	84	68	36	14
Ornamentals (large)	10	1	4	2	2	0	1
Roadside Turf	8	0	0	6	2	0	0
Small Grain	204	15	27	62	74	24	2
Soybeans/Peanuts	4264	24	281	1639	1842	452	26
Speciality Turf	97	6	25	21	20	22	3
Temporary Grazing	76	0	8	30	33	4	1
Tobacco	23	0	3	5	10	4	1
Tobacco Bed	0	0	0	0	0	0	0
Tomato (Costal)	28	0	5	11	8	2	2
Tomato (Piedmont)	0	0	0	0	0	0	0
Trees	6	2	0	1	1	1	1
Truck Crops	418	12	77	182	95	42	10
Wildlife	475	71	170	128	67	24	15
Total	25532	490	2697	9402	9716	2870	357

LOWER COSTAL PLAINS

Soil pH Range

Crop	Total	<5.0	5.1-5.5	5.6-6.0	6.1-6.5	6.6-7.0	>7.0
Az/Rhod/Cam	380	37	44	48	53	61	137
Az/Rhod/Cam (large)	15	0	1	1	0	3	10
Canola	2	1	1	0	0	0	0
Corn/Sorghum	1845	80	209	759	681	101	15
Cotton	2989	11	147	1248	1362	207	14
Crop Rotations	25	0	11	9	3	0	2
Diagnostic	191	56	37	27	24	19	28
Forage Legumes	54	5	4	16	13	11	5
Forages	782	49	123	290	208	90	22
Fruits/Nuts	90	15	19	17	17	12	10
General Turf	4460	238	614	879	898	798	1033
General Turf (large)	197	15	10	56	14	14	88
Home Garden	987	45	121	193	195	209	224
Home Orchards	329	36	86	92	57	38	20
Ornamentals	1995	112	220	278	309	332	744
Ornamentals (large)	122	5	12	22	17	18	48
Roadside Turf	69	5	12	4	16	9	23
Small Grain	225	46	69	56	41	10	3
Soybeans/Peanuts	778	8	46	318	360	41	5
Speciality Turf	141	14	13	26	37	33	18
Temporary Grazing	70	20	17	9	8	5	11
Tobacco	105	0	6	46	50	3	0
Tobacco Bed	0	0	0	0	0	0	0
Tomato (Costal)	125	2	1	9	19	47	47
Tomato (Piedmont)	0	0	0	0	0	0	0
Trees	3	0	3	0	0	0	0
Truck Crops	307	17	29	94	89	48	30
Wildlife	1673	204	337	538	413	111	70
Total	17959	1021	2192	5035	4884	2220	2607

PIEDMONT

Soil pH Range

Crop	Total	<5.0	5.1-5.5	5.6-6.0	6.1-6.5	6.6-7.0	>7.0
Az/Rhod/Cam	121	11	18	33	37	12	10
Az/Rhod/Cam (large)	0	0	0	0	0	0	0
Canola	5	0	0	0	3	2	0
Corn/Sorghum	430	26	91	133	140	36	4
Cotton	330	9	61	107	105	46	2
Crop Rotations	34	1	8	12	9	4	0
Diagnostic	67	3	19	20	12	10	3

Forage Legumes	374	20	85	113	88	55	13
Forages	3477	102	778	1270	858	385	84
Fruits/Nuts	219	18	44	57	58	34	8
General Turf	2793	179	654	859	649	362	90
General Turf (large)	194	6	41	81	39	23	4
Home Garden	1674	47	226	387	374	365	275
Home Orchards	431	21	135	137	71	41	26
Ornamentals	1028	68	213	260	252	155	80
Ornamentals (large)	17	0	5	3	4	1	4
Roadside Turf	24	4	2	2	1	5	10
Small Grain	255	11	61	76	77	27	3
Soybeans/Peanuts	39	1	10	7	11	7	3
Speciality Turf	149	0	35	78	29	5	2
Temporary Grazing	291	12	75	119	71	12	2
Tobacco	0	0	0	0	0	0	0
Tobacco Bed	0	0	0	0	0	0	0
Tomato (Costal)	74	3	11	23	15	18	4
Tomato (Piedmont)	0	0	0	0	0	0	0
Trees	3	0	1	0	2	0	0
Truck Crops	298	11	39	58	82	68	40
Wildlife	1418	103	434	376	269	115	121
Total	13745	656	3046	4211	3256	1788	788

SANDHILL
Soil pH Range

Crop	Total	<5.0	5.1-5.5	5.6-6.0	6.1-6.5	6.6-7.0	>7.0
Az/Rhod/Cam	123	22	33	34	20	10	4
Az/Rhod/Cam (large)	0	0	0	0	0	0	0
Canola	0	0	0	0	0	0	0
Corn/Sorghum	417	14	91	132	129	46	5
Cotton	413	12	59	142	125	42	33
Crop Rotations	55	1	9	19	23	3	0
Diagnostic	61	6	11	8	7	3	26
Forage Legumes	66	3	15	19	13	11	5
Forages	1315	75	272	481	302	138	47
Fruits/Nuts	51	7	14	12	12	6	0
General Turf	4667	230	904	1633	1260	506	134
General Turf (large)	66	7	6	26	20	7	0
Home Garden	1010	46	149	216	262	193	144
Home Orchards	277	29	95	75	41	28	9
Ornamentals	851	110	165	246	167	111	52
Ornamentals (large)	14	2	6	1	2	3	0
Roadside Turf	44	10	4	16	8	0	6
Small Grain	143	5	26	45	35	11	21
Soybeans/Peanuts	78	3	10	17	15	17	16
Speciality Turf	173	29	38	55	36	13	2
Temporary Grazing	95	1	12	41	29	10	2
Tobacco	9	0	5	4	0	0	0
Tobacco Bed	0	0	0	0	0	0	0
Tomato (Costal)	25	1	3	5	11	3	2
Tomato (Piedmont)	0	0	0	0	0	0	0
Trees	8	2	3	1	2	0	0
Truck Crops	729	23	43	102	186	269	106
Wildlife	1365	98	336	412	279	170	70
Total	12055	736	2309	3742	2984	1600	684

Table 6. P, K, Ca, and Mg Ratings.

Crop	COSTAL PLAINS																				
	Total	P Ratings					K Ratings					Ca Ratings					Mg Ratings				
		L	M	S	H	E	L	M	S	H	E	L	M	S	H	E	L	M	S	H	E
Az/Rhod/Cam	45	9	17	4	7	8	14	24	2	3	2	6	4	15	8	12	1	6	38	0	0

Az/Rhod/Cam (large)	3	1	1	0	1	0	2	1	0	0	0	0	2	1	0	0	0	0	3	0	0
Canola	0	0	0	0	0	0	0	0	0	0	0	0	0	0	0	0	0	0	0	0	0
Corn/Sorghum	5268	278	892	812	1382	1904	880	2742	578	679	389	178	1322	2854	535	379	102	651	4515	0	0
Cotton	9957	406	1641	1560	2759	3591	1547	5182	1143	1322	763	243	2465	5644	980	625	179	1241	8537	0	0
Crop Rotations	530	20	84	71	153	202	58	274	74	72	52	6	91	291	86	56	1	62	467	0	0
Diagnostic	765	252	169	103	171	70	176	448	44	56	41	51	400	241	24	49	34	220	511	0	0
Forage Legumes	18	7	3	3	3	2	4	6	3	5	0	2	4	10	0	2	0	2	16	0	0
Forages	856	114	201	123	178	240	414	344	36	33	29	101	269	328	80	78	23	95	738	0	0
Fruits/Nuts	43	11	6	3	3	20	15	20	2	6	0	8	8	15	4	8	2	8	33	0	0
General Turf	1193	402	397	150	127	117	433	644	54	38	24	135	291	481	107	179	32	124	1037	0	0
General Turf (large)	21	8	4	2	3	4	8	9	4	0	0	3	10	6	0	2	0	2	19	0	0
Home Garden	707	42	65	52	100	448	197	311	50	61	88	50	137	181	47	292	19	59	629	0	0
Home Orchards	162	21	36	18	29	58	65	70	3	16	8	33	41	45	20	23	10	25	127	0	0
Ornamentals	355	83	100	29	41	102	153	149	13	11	29	53	61	85	31	125	12	54	289	0	0
Ornamentals (large)	10	1	3	2	2	2	5	4	0	1	0	0	1	2	3	4	0	1	9	0	0
Roadside Turf	8	0	2	4	0	2	0	6	2	0	0	0	4	4	0	0	0	0	8	0	0
Small Grain	204	29	72	33	45	25	65	103	16	15	5	37	54	100	11	2	22	37	145	0	0
Soybeans/Peanuts	4264	173	687	639	1177	1588	719	2227	451	538	329	107	1068	2370	427	292	82	554	3628	0	0
Speciality Turf	97	4	20	13	17	43	10	53	10	16	8	1	38	25	12	21	0	36	61	0	0
Temporary Grazing	76	8	23	3	18	24	27	31	5	8	5	2	23	45	2	4	1	1	74	0	0
Tobacco	23	0	2	2	6	13	7	5	4	3	4	2	5	8	3	5	1	8	14	0	0
Tobacco Bed	0	0	0	0	0	0	0	0	0	0	0	0	0	0	0	0	0	0	0	0	0
Tomato (Costal)	28	1	8	3	6	10	9	13	1	5	0	0	10	7	1	10	0	3	25	0	0
Tomato (Piedmont)	0	0	0	0	0	0	0	0	0	0	0	0	0	0	0	0	0	0	0	0	0
Trees	6	1	3	1	1	0	0	4	1	1	0	0	2	0	0	4	0	0	6	0	0
Truck Crops	418	20	66	68	93	171	114	214	32	38	20	43	173	154	17	31	5	90	323	0	0
Wildlife	475	200	87	50	82	56	274	155	14	11	21	139	156	123	27	30	50	101	324	0	0
Total	25532	2091	4589	3748	6404	8700	5196	13039	2542	2938	1817	1200	6639	13035	2425	2233	576	3380	21576	0	0

LOWER COSTAL PLAINS

Crop	Total	P Ratings					K Ratings					Ca Ratings					Mg Ratings				
		L	M	S	H	E	L	M	S	H	E	L	M	S	H	E	L	M	S	H	E
Az/Rhod/Cam	380	71	73	40	51	145	143	171	16	22	28	14	26	33	25	282	6	15	359	0	0
Az/Rhod/Cam (large)	15	9	2	1	0	3	10	2	1	0	2	0	0	2	1	12	0	0	15	0	0
Canola	2	2	0	0	0	0	2	0	0	0	0	1	1	0	0	0	0	1	1	0	0
Corn/Sorghum	1845	299	326	308	450	462	403	943	191	208	100	133	516	898	125	173	36	188	1621	0	0
Cotton	2989	163	571	626	914	715	694	1693	267	237	98	131	1140	1436	158	124	74	449	2466	0	0
Crop Rotations	25	4	6	5	6	4	1	20	2	1	1	1	14	7	1	2	0	4	21	0	0
Diagnostic	191	110	18	13	9	41	59	98	10	16	8	12	27	40	20	92	5	9	177	0	0
Forage Legumes	54	15	8	7	4	20	17	25	2	6	4	5	14	21	2	12	5	1	48	0	0
Forages	782	116	153	90	117	306	353	324	40	28	37	86	200	299	65	132	24	105	653	0	0
Fruits/Nuts	90	13	16	7	11	43	34	43	8	3	2	17	16	30	3	24	9	19	62	0	0
General Turf	4460	1028	898	439	617	1478	1377	2340	260	270	213	132	375	886	492	2575	50	247	4163	0	0
General Turf (large)	197	91	37	25	27	17	105	77	2	8	5	18	35	41	11	92	1	6	190	0	0
Home Garden	987	76	80	52	94	685	242	362	64	105	214	43	98	166	50	630	14	51	922	0	0
Home Orchards	329	66	28	23	49	163	153	115	18	11	32	43	62	75	21	128	20	45	264	0	0
Ornamentals	1995	462	293	162	245	833	830	788	86	114	177	58	114	219	116	1488	16	94	1885	0	0
Ornamentals (large)	122	38	32	10	10	32	81	33	0	3	5	10	26	11	7	68	0	23	99	0	0
Roadside Turf	69	45	10	4	5	5	45	18	0	2	4	7	13	7	7	35	2	11	56	0	0
Small Grain	225	70	54	28	34	39	107	86	7	17	8	54	61	47	19	44	16	31	178	0	0
Soybeans/Peanuts	778	62	145	167	202	202	242	443	47	26	20	55	300	344	38	41	20	130	628	0	0
Speciality Turf	141	17	16	11	16	81	45	67	4	13	12	11	16	47	21	46	1	12	128	0	0
Temporary Grazing	70	38	7	4	9	12	38	28	0	2	2	22	6	13	4	25	2	4	64	0	0
Tobacco	105	11	15	13	24	42	5	59	17	13	11	3	52	47	2	1	3	8	94	0	0

Tobacco Bed	0	0	0	0	0	0	0	0	0	0	0	0	0	0	0	0	0	0	0	0	0
Tomato (Costal)	125	1	3	4	5	112	9	60	17	21	18	2	2	29	29	63	1	0	124	0	0
Tomato (Piedmont)	0	0	0	0	0	0	0	0	0	0	0	0	0	0	0	0	0	0	0	0	0
Trees	3	0	0	0	0	3	2	1	0	0	0	0	0	3	0	0	0	0	3	0	0
Truck Crops	307	30	25	20	42	190	78	131	32	28	38	23	78	90	20	96	5	32	270	0	0
Wildlife	1673	514	355	223	234	347	824	639	95	83	32	317	456	521	135	244	95	244	1334	0	0
Total	17959	3351	3171	2282	3175	5980	5899	8566	1186	1237	1071	1198	3648	5312	1372	6429	405	1729	15825	0	0

PIEDMONT

Crop	Total	P Ratings					K Ratings					Ca Ratings					Mg Ratings				
		L	M	S	H	E	L	M	S	H	E	L	M	S	H	E	L	M	S	H	E
Az/Rhod/Cam	121	38	15	18	21	29	5	47	13	23	33	2	5	20	13	81	0	7	114	0	0
Az/Rhod/Cam (large)	0	0	0	0	0	0	0	0	0	0	0	0	0	0	0	0	0	0	0	0	0
Canola	5	3	1	0	0	1	3	2	0	0	0	0	0	4	1	0	0	0	5	0	0
Corn/Sorghum	430	81	64	40	73	172	76	234	28	45	47	23	97	218	51	41	5	43	382	0	0
Cotton	330	55	57	39	51	128	30	173	50	47	30	24	64	139	52	51	6	37	287	0	0
Crop Rotations	34	8	9	7	6	4	4	22	5	3	0	1	3	21	7	2	0	4	30	0	0
Diagnostic	67	23	13	9	8	14	9	33	9	6	10	7	13	23	8	16	1	4	62	0	0
Forage Legumes	374	140	53	40	54	87	48	148	36	47	95	24	84	117	48	101	6	25	343	0	0
Forages	3477	1153	588	314	377	1045	657	1318	283	409	810	148	574	1416	451	888	27	174	3276	0	0
Fruits/Nuts	219	72	39	24	28	56	18	90	24	33	54	10	50	83	28	48	4	9	206	0	0
General Turf	2793	1142	588	250	281	532	149	1054	385	593	612	129	385	913	421	945	35	234	2524	0	0
General Turf (large)	194	49	40	18	18	69	31	62	15	22	64	17	47	58	18	54	4	25	165	0	0
Home Garden	1674	310	195	124	149	896	111	495	148	275	645	53	156	367	134	964	17	115	1542	0	0
Home Orchards	431	193	62	37	34	105	56	183	47	51	94	21	97	136	42	135	9	53	369	0	0
Ornamentals	1028	364	186	68	119	291	93	397	114	179	245	56	111	197	82	582	13	129	886	0	0
Ornamentals (large)	17	8	2	3	0	4	0	7	0	3	7	2	2	3	2	8	0	2	15	0	0
Roadside Turf	24	7	6	1	7	3	7	10	2	0	5	2	1	8	0	13	0	2	22	0	0
Small Grain	255	42	47	19	28	119	36	106	41	43	29	18	46	116	32	43	7	20	228	0	0
Soybeans/Peanuts	39	12	8	2	4	13	3	17	3	9	7	1	7	18	7	6	0	2	37	0	0
Speciality Turf	149	79	23	7	17	23	26	72	18	17	16	18	58	47	10	16	7	54	88	0	0
Temporary Grazing	291	90	50	22	28	101	100	112	14	25	40	10	60	126	46	49	3	17	271	0	0
Tobacco	0	0	0	0	0	0	0	0	0	0	0	0	0	0	0	0	0	0	0	0	0
Tobacco Bed	0	0	0	0	0	0	0	0	0	0	0	0	0	0	0	0	0	0	0	0	0
Tomato (Costal)	74	18	7	8	7	34	7	22	6	9	30	0	13	26	8	27	1	4	69	0	0
Tomato (Piedmont)	0	0	0	0	0	0	0	0	0	0	0	0	0	0	0	0	0	0	0	0	0
Trees	3	2	0	0	0	1	2	1	0	0	0	0	1	1	1	0	0	0	3	0	0
Truck Crops	298	52	42	31	49	124	31	74	27	73	93	8	41	112	53	84	3	17	278	0	0
Wildlife	1418	858	232	93	74	161	294	712	114	137	161	153	362	498	145	260	40	117	1261	0	0
Total	13745	4799	2327	1174	1433	4012	1796	5391	1382	2049	3127	727	2277	4667	1660	4414	188	1094	12463	0	0

SANDHILL

Crop	Total	P Ratings					K Ratings					Ca Ratings					Mg Ratings				
		L	M	S	H	E	L	M	S	H	E	L	M	S	H	E	L	M	S	H	E
Az/Rhod/Cam	123	44	25	8	21	25	51	55	5	2	10	6	19	46	9	43	2	11	110	0	0
Az/Rhod/Cam (large)	0	0	0	0	0	0	0	0	0	0	0	0	0	0	0	0	0	0	0	0	0
Canola	0	0	0	0	0	0	0	0	0	0	0	0	0	0	0	0	0	0	0	0	0
Corn/Sorghum	417	73	112	59	61	112	120	208	37	28	24	50	125	172	41	29	15	44	358	0	0
Cotton	413	68	127	53	58	107	120	193	42	31	27	38	109	167	44	55	16	33	364	0	0
Crop Rotations	55	7	12	13	8	15	14	32	1	7	1	7	16	26	3	3	2	4	49	0	0
Diagnostic	61	23	7	6	4	21	22	12	2	4	21	10	5	13	2	31	4	7	50	0	0
Forage Legumes	66	26	19	4	8	9	26	21	4	4	11	9	17	21	8	11	3	6	57	0	0
Forages	1315	302	245	156	154	458	688	423	66	47	91	196	350	477	86	206	79	154	1082	0	0
Fruits/Nuts	51	12	9	5	5	20	26	17	0	3	5	11	15	13	3	9	4	9	38	0	0
General Turf	4667	2139	1245	468	418	397	1643	2358	264	252	150	342	924	1895	577	929	97	543	4027	0	0
General Turf (large)	66	16	9	6	10	25	31	29	2	1	3	9	16	33	7	1	4	7	55	0	0
Home Garden	1010	140	87	74	100	609	349	347	48	67	199	84	119	197	73	537	29	76	905	0	0
Home Orchards	277	72	57	29	32	87	121	90	21	21	24	61	59	65	25	67	20	34	223	0	0
Ornamentals	851	252	141	74	111	273	340	321	54	38	98	96	108	168	70	409	36	94	721	0	0

Ornamentals (large)	14	6	5	0	1	2	3	8	2	0	1	1	7	2	0	4	0	1	13	0	0
Roadside Turf	44	34	8	0	0	2	16	22	2	4	0	8	10	12	6	8	2	10	32	0	0
Small Grain	143	43	31	11	17	41	49	64	12	8	10	11	27	65	12	28	2	8	133	0	0
Soybeans/Peanuts	78	15	20	8	17	18	40	28	4	4	2	14	25	21	4	14	6	9	63	0	0
Speciality Turf	173	72	31	20	32	18	110	58	2	3	0	49	67	38	5	14	22	45	106	0	0
Temporary Grazing	95	13	17	10	6	49	23	28	12	4	28	12	20	33	8	22	2	10	83	0	0
Tobacco	9	0	0	2	4	3	6	3	0	0	0	2	5	2	0	0	0	4	5	0	0
Tobacco Bed	0	0	0	0	0	0	0	0	0	0	0	0	0	0	0	0	0	0	0	0	0
Tomato (Costal)	25	7	2	4	0	12	8	6	6	0	5	4	3	11	1	6	0	1	24	0	0
Tomato (Piedmont)	0	0	0	0	0	0	0	0	0	0	0	0	0	0	0	0	0	0	0	0	0
Trees	8	6	2	0	0	0	5	3	0	0	0	4	0	3	1	0	0	2	6	0	0
Truck Crops	729	55	21	21	52	580	276	348	43	25	37	39	187	248	74	181	11	48	670	0	0
Wildlife	1365	787	261	92	134	91	583	601	84	51	46	228	340	481	157	159	77	129	1159	0	0
Total	12055	4212	2493	1123	1253	2974	4670	5275	713	604	793	1291	2573	4209	1216	2766	433	1289	10333	0	0

Table 7. Samples Analyzed According to Zn, Mn, and B Levels by Crop Group and Soil Type.

COSTAL PLAINS									
Crop	Total	Zn (lbs/A)		Mn (lbs/A)		B (lbs/A)			
		<1.6 I	>=1.6 S	<6.0 I	>=6.0 S	0-0.1	0.1-0.5	0.5-1.0	>=1.0
Az/Rhod/Cam	45	2	43	0	45	0	21	19	5
Az/Rhod/Cam (large)	3	0	3	0	3	0	2	1	0
Canola	0	0	0	0	0	0	0	0	0
Corn/Sorghum	5268	112	5156	50	5218	40	3643	1467	118
Cotton	9957	174	9783	111	9846	78	6912	2783	184
Crop Rotations	530	10	520	2	528	3	291	228	8
Diagnostic	765	230	535	132	633	3	593	163	6
Forage Legumes	18	1	17	0	18	0	11	6	1
Forages	856	44	812	15	841	40	678	122	16
Fruits/Nuts	43	4	39	3	40	2	24	13	4
General Turf	1193	47	1146	50	1143	22	726	389	56
General Turf (large)	21	1	20	0	21	0	15	6	0
Home Garden	707	19	688	23	684	9	302	216	180
Home Orchards	162	10	152	9	153	9	97	46	10
Ornamentals	355	18	337	15	340	3	171	123	58
Ornamentals (large)	10	0	10	0	10	0	3	6	1
Roadside Turf	8	0	8	0	8	0	8	0	0
Small Grain	204	46	158	4	200	6	160	36	2
Soybeans/Peanuts	4264	69	4195	52	4212	34	2961	1162	107
Speciality Turf	97	15	82	22	75	0	60	30	7
Temporary Grazing	76	2	74	0	76	1	58	15	2
Tobacco	23	0	23	0	23	0	18	4	1
Tobacco Bed	0	0	0	0	0	0	0	0	0
Tomato (Costal)	28	2	26	0	28	0	16	9	3
Tomato (Piedmont)	0	0	0	0	0	0	0	0	0
Trees	6	0	6	0	6	0	3	0	3
Truck Crops	418	17	401	10	408	2	333	65	18
Wildlife	475	103	372	43	432	15	314	90	56
Total	25532	926	24606	541	24991	267	17420	6999	846

LOWER COSTAL PLAINS									
Crop	Total	Zn (lbs/A)		Mn (lbs/A)		B (lbs/A)			
		<1.6 I	>=1.6 S	<6.0 I	>=6.0 S	0-0.1	0.1-0.5	0.5-1.0	>=1.0
Az/Rhod/Cam	380	29	351	24	356	6	62	115	197
Az/Rhod/Cam (large)	15	6	9	1	14	0	5	5	5
Canola	2	0	2	0	2	0	1	1	0
Corn/Sorghum	1845	118	1727	106	1739	15	1205	520	105
Cotton	2989	70	2919	43	2946	12	2198	752	27
Crop Rotations	25	3	22	2	23	0	16	6	3

Diagnostic	191	34	157	38	153	0	48	57	86
Forage Legumes	54	12	42	13	41	5	26	20	3
Forages	782	64	718	130	652	3	564	155	60
Fruits/Nuts	90	6	84	16	74	0	38	35	17
General Turf	4460	372	4088	400	4060	13	876	1880	1691
General Turf (large)	197	84	113	23	174	9	133	34	21
Home Garden	987	42	945	51	936	6	218	272	491
Home Orchards	329	26	303	36	293	3	113	114	99
Ornamentals	1995	286	1709	138	1857	15	458	602	920
Ornamentals (large)	122	22	100	2	120	0	46	32	44
Roadside Turf	69	25	44	30	39	2	42	20	5
Small Grain	225	50	175	51	174	3	109	62	51
Soybeans/Peanuts	778	24	754	18	760	6	630	138	4
Speciality Turf	141	6	135	10	131	0	50	41	50
Temporary Grazing	70	22	48	22	48	1	24	18	27
Tobacco	105	4	101	0	105	0	84	20	1
Tobacco Bed	0	0	0	0	0	0	0	0	0
Tomato (Costal)	125	1	124	3	122	0	15	83	27
Tomato (Piedmont)	0	0	0	0	0	0	0	0	0
Trees	3	0	3	0	3	0	0	3	0
Truck Crops	307	16	291	36	271	3	146	112	46
Wildlife	1673	455	1218	282	1391	44	886	543	200
Total	17959	1777	16182	1475	16484	146	7993	5640	4180

PIEDMONT

Crop	Total	Zn(lbs/A)		Mn (lbs/A)		B (lbs/A)			
		<1.6	>=1.6	<6.0	>=6.0	0-0.1	0.1-0.5	0.5-1.0	>=1.0
		I	S	I	S				
Az/Rhod/Cam	121	1	120	0	121	0	12	47	62
Az/Rhod/Cam (large)	0	0	0	0	0	0	0	0	0
Canola	5	0	5	0	5	0	3	1	1
Corn/Sorghum	430	18	412	4	426	0	200	199	31
Cotton	330	14	316	3	327	1	137	170	22
Crop Rotations	34	2	32	0	34	0	11	23	0
Diagnostic	67	8	59	1	66	0	25	24	18
Forage Legumes	374	30	344	4	370	0	136	178	60
Forages	3477	230	3247	24	3453	6	1192	1853	426
Fruits/Nuts	219	17	202	4	215	0	74	112	33
General Turf	2793	145	2648	26	2767	5	880	1448	460
General Turf (large)	194	6	188	1	193	0	47	92	55
Home Garden	1674	66	1608	5	1669	1	304	535	834
Home Orchards	431	34	397	2	429	0	133	198	100
Ornamentals	1028	53	975	2	1026	2	207	390	429
Ornamentals (large)	17	2	15	0	17	0	3	6	8
Roadside Turf	24	2	22	1	23	0	7	12	5
Small Grain	255	18	237	3	252	3	92	142	18
Soybeans/Peanuts	39	2	37	0	39	0	18	18	3
Speciality Turf	149	19	130	9	140	3	53	73	20
Temporary Grazing	291	21	270	1	290	1	116	136	38
Tobacco	0	0	0	0	0	0	0	0	0
Tobacco Bed	0	0	0	0	0	0	0	0	0
Tomato (Costal)	74	0	74	0	74	0	24	29	21
Tomato (Piedmont)	0	0	0	0	0	0	0	0	0
Trees	3	0	3	0	3	0	3	0	0
Truck Crops	298	4	294	1	297	0	81	159	58
Wildlife	1418	295	1123	19	1399	6	664	532	216
Total	13745	987	12758	110	13635	28	4422	6377	2918

SANDHILL

Zn(lbs/A) Mn (lbs/A) B (lbs/A)

Crop	Total	<1.6		>=1.6		0-0.1	0.1-0.5	0.5-1.0	>=1.0
		I	S	I	S				
Az/Rhod/Cam	123	5	118	3	120	0	49	49	25
Az/Rhod/Cam (large)	0	0	0	0	0	0	0	0	0
Canola	0	0	0	0	0	0	0	0	0
Corn/Sorghum	417	20	397	10	407	7	298	103	9
Cotton	413	20	393	16	397	8	285	107	13
Crop Rotations	55	0	55	1	54	1	48	6	0
Diagnostic	61	7	54	4	57	3	24	10	24
Forage Legumes	66	6	60	5	61	5	33	23	5
Forages	1315	93	1222	37	1278	30	982	253	50
Fruits/Nuts	51	6	45	8	43	6	27	14	4
General Turf	4667	192	4475	130	4537	58	2312	1816	481
General Turf (large)	66	3	63	2	64	2	41	19	4
Home Garden	1010	34	976	18	992	14	355	265	376
Home Orchards	277	24	253	19	258	12	146	73	46
Ornamentals	851	78	773	48	803	19	262	294	276
Ornamentals (large)	14	1	13	0	14	0	9	1	4
Roadside Turf	44	8	36	10	34	0	30	12	2
Small Grain	143	26	117	17	126	4	92	40	7
Soybeans/Peanuts	78	9	69	4	74	0	65	11	2
Speciality Turf	173	12	161	10	163	8	90	69	6
Temporary Grazing	95	3	92	1	94	3	57	20	15
Tobacco	9	0	9	0	9	0	9	0	0
Tobacco Bed	0	0	0	0	0	0	0	0	0
Tomato (Costal)	25	2	23	0	25	1	11	9	4
Tomato (Piedmont)	0	0	0	0	0	0	0	0	0
Trees	8	2	6	0	8	0	8	0	0
Truck Crops	729	28	701	8	721	12	399	253	65
Wildlife	1365	268	1097	31	1334	27	799	450	89
Total	12055	847	11208	382	11673	220	6431	3897	1507

Table 8. Samples Analyzed for sulfate sulfur.

Top Soils Samples S(lbs/A)			Sub Soil Samples S(lbs/A)		
<20	>=20	Total	<40	>=40	Total
32 (18.82%)	138 (81.18%)	170	0 (.%)	0 (.%)	0

Table 9. Total Samples Calculated According to Cation Exchange Capacity (CEC) Values by Soil Type.

CEC (meq/100g)	0-2			2-5			>5		
COSTAL PLAINS	50	4904	6033						
LOWER COSTAL PLAINS	19	3159	9217						
PIEDMONT	21	1122	8934						
SANDHILL	87	2895	6351						

Table 10. Total Samples Calculated According to Percent Base Saturation Values by Soil Type.

	% Base Saturation		
	<33%	34-65%	>66%
COSTAL PLAINS	548	5974	4429
LOWER COSTAL PLAINS	882	5232	6217
PIEDMONT	609	4588	4810
SANDHILL	780	3980	4515

Table 11. Total Analyses

Analysis	Total
Standard Soil Test	54071
Organic Matter	2204

Nitrate Nitrogen	520
Soluble Salts	286
Extractable Sulfate Sulfur	170
pH Only	35
Pond Bottom	84
Shrimp Pond	0
Soilless Mixes	42
Bulk Density	4

Table 12. Table 12. Total per Crop Analyzed for County and Account Samples.

CropName	Num Samples
Agronomic Crops	
050 - Alfalfa	0
005 - Annual Legume/Sum Grass	63
006 - Annual Legume/Win Grass	120
007 - Annual Legumes	18
033 - Bahiagrass Pasture	383
036 - Bermuda/Bahiagrass-Hay	1159
034 - Bermudagrass Pasture	1327
035 - Bermudagrass, Estab.	253
104 - Canola	5
010 - Common Lespedeza	6
023 - Corn for Silage	203
021 - Corn in Rotation	12
C100 - Corn, Grain - 100 bu/A	1920
C105 - Corn, Grain - 105 bu/A	0
C110 - Corn, Grain - 110 bu/A	21
C115 - Corn, Grain - 115 bu/A	0
C120 - Corn, Grain - 120 bu/A	801
C125 - Corn, Grain - 125 bu/A	0
C130 - Corn, Grain - 130 bu/A	272
C135 - Corn, Grain - 135 bu/A	0
C140 - Corn, Grain - 140 bu/A	152
C145 - Corn, Grain - 145 bu/A	0
C150 - Corn, Grain - 150 bu/A	1525
C155 - Corn, Grain - 155 bu/A	0
C160 - Corn, Grain - 160 bu/A	191
C165 - Corn, Grain - 165 bu/A	0
C170 - Corn, Grain - 170 bu/A	9
C175 - Corn, Grain - 175 bu/A	0
C180 - Corn, Grain - 180 bu/A	120
C185 - Corn, Grain - 185 bu/A	0
C190 - Corn, Grain - 190 bu/A	1
C195 - Corn, Grain - 195 bu/A	0
C200 - Corn, Grain - 200 bu/A	808
C205 - Corn, Grain - 205 bu/A	0
C210 - Corn, Grain - 210 bu/A	11
C215 - Corn, Grain - 215 bu/A	0
C220 - Corn, Grain - 220 bu/A	5
C225 - Corn, Grain - 225 bu/A	0
C230 - Corn, Grain - 230 bu/A	40
C235 - Corn, Grain - 235 bu/A	0
C240 - Corn, Grain - 240 bu/A	16
C245 - Corn, Grain - 245 bu/A	0
C250 - Corn, Grain - 250 bu/A	1920
C255 - Corn, Grain - 255 bu/A	0
C260 - Corn, Grain - 260 bu/A	0
C265 - Corn, Grain - 265 bu/A	0
C270 - Corn, Grain - 270 bu/A	0
C275 - Corn, Grain - 275 bu/A	0
C280 - Corn, Grain - 280 bu/A	0
C285 - Corn, Grain - 285 bu/A	0
C290 - Corn, Grain - 290 bu/A	0
C295 - Corn, Grain - 295 bu/A	0

C300 - Corn, Grain - 300 bu/A	0
C80 - Corn, Grain - 80 bu/A	215
C85 - Corn, Grain - 85 bu/A	0
C90 - Corn, Grain - 90 bu/A	58
C95 - Corn, Grain - 95 bu/A	0
001 - Cotton - Dryland	4844
002 - Cotton - Irrigated	820
C1100 - Cotton 1100 lbs/A	0
C1200 - Cotton 1200 lbs/A	0
C1300 - Cotton 1300 lbs/A	0
C1400 - Cotton 1400 lbs/A	0
C1500 - Cotton 1500 lbs/A	0
C1600 - Cotton 1600 lbs/A	0
C1700 - Cotton 1700 lbs/A	0
C1800 - Cotton 1800 lbs/A	0
C1900 - Cotton 1900 lbs/A	0
C2000 - Cotton 2000 lbs/A	0
C600 - Cotton 600 lbs/A	0
C700 - Cotton 700 lbs/A	0
C800 - Cotton 800 lbs/A	0
C900 - Cotton 900 lbs/A	0
049 - Fescue Hay	0
031 - Fescue,CoolSeasonPasture	1880
025 - Grain Sorghum	125
037 - Grass-Clover Pasture	29
032 - Orchardgrass	22
008 - Peanuts	260
P1000 - Peanuts 1000 lbs/A	0
P1500 - Peanuts 1500 lbs/A	0
P2000 - Peanuts 2000 lbs/A	0
P2500 - Peanuts 2500 lbs/A	0
P3000 - Peanuts 3000 lbs/A	0
P3500 - Peanuts 3500 lbs/A	0
P4000 - Peanuts 4000 lbs/A	0
P4500 - Peanuts 4500 lbs/A	0
P5000 - Peanuts 5000 lbs/A	0
P5500 - Peanuts 5500 lbs/A	0
P6000 - Peanuts 6000 lbs/A	0
009 - Perennial Peanuts	3
012 - Rice, Upland Irrigated	19
011 - Sericea Lespedeza	14
003 - Sesame	1
029 - Small Grain	1558
030 - Small Grain in Rotation	388
097 - Small Grain Silage	16
024 - Sorghum for Silage	45
S100 - Soybeans 100 bu/A	0
S15 - Soybeans 15 bu/A	0
S20 - Soybeans 20 bu/A	0
S25 - Soybeans 25 bu/A	0
S30 - Soybeans 30 bu/A	117
S35 - Soybeans 35 bu/A	0
S40 - Soybeans 40 bu/A	240
S45 - Soybeans 45 bu/A	0
S50 - Soybeans 50 bu/A	668
S55 - Soybeans 55 bu/A	0
S60 - Soybeans 60 bu/A	108
S65 - Soybeans 65 bu/A	0
S70 - Soybeans 70 bu/A	25
S75 - Soybeans 75 bu/A	0
S80 - Soybeans 80 bu/A	116
S85 - Soybeans 85 bu/A	0
S90 - Soybeans 90 bu/A	0

S95 - Soybeans 95 bu/A	0
019 - Soybeans/Sorghum-Silage	24
027 - Sugarcane	7
028 - Sunflowers	7
026 - Sweet Sorghum	7
039 - Temp Annual Graze-Sum	128
038 - Temp Annual Graze-Winter	246
099 - Tobacco	246
T1500 - Tobacco 1500 lbs/A	0
T2000 - Tobacco 2000 lbs/A	0
T2500 - Tobacco 2500 lbs/A	0
T3000 - Tobacco 3000 lbs/A	0
T3500 - Tobacco 3500 lbs/A	0
T4000 - Tobacco 4000 lbs/A	0
098 - Tobacco Bed	0

Truck Crops

051 - Asparagus, Establishment	11
066 - Asparagus, Maintenance	16
060 - Beets	15
061 - Broccoli	15
120 - Brussel Sprouts	1
062 - Cabbage	1
052 - Cantaloupes (bareground)	35
132 - Cantaloupes (plasticulture)	4
063 - Carrots	7
079 - Cauliflower	0
064 - Collards	180
053 - Cucumbers (bareground)	180
133 - Cucumbers (plasticulture)	6
065 - Eggplant (bareground)	6
134 - Eggplant (plasticulture)	0
126 - English Pea	0
067 - Green Onions	17
072 - Greens	101
095 - Irish Potatoes (clay)	101
122 - Leek	1
054 - Lettuce	3
055 - Lima Beans	9
121 - Mustard	36
056 - Okra	31
068 - Onions	7
127 - Parsley	38
125 - Parsnip	0
069 - Pepper (bareground)	0
131 - Pepper (plasticulture)	7
070 - Pole Beans	10
014 - Pumpkins	14
130 - Radish	2
124 - Rutabaga	0
057 - Snapbeans	36
073 - Southern Peas	32
071 - Spinach	2
058 - Squash (winter)	13
129 - Summer Squash	13
075 - Sweet Corn	13
076 - Sweet Potatoes	15
078 - Tomato (bareground)	15
128 - Tomatoes (plasticulture)	121
123 - Turnips	43
059 - Watermelons	149

Fruit and Nut Crops

080 - Apples	14
082 - Blueberries(acre)	75
084 - Grapes(Bunch/Muscadine)	29

013 - Kiwi	1
085 - Nectarines	4
086 - Peaches	100
081 - Pears	4
088 - Pecans	75
087 - Plums	5
074 - Strawberries(acre)	79

Golf Course, and Other Turf Crops

040 - Athletic Fields	150
042 - Bentgrass Golf Green(acre)	28
111 - Bentgrass Golf Green(sq ft)	25
043 - BermudaGolfGrn/Tee(acre)	271
106 - Carpetgrass(acre-clay)	2
107 - Centipedegrass(acre-clay)	29
112 - CoolSeasonGrsmaint(acre)	98
041 - Golf Fairway	52
045 - Roadside Turf Estab.	111
046 - Roadside Turf Maint.	8
105 - StAugustineGrsmaint	3
113 - Turf Establishment(acre)	49
114 - WarmSeasonGrsmaint(acre)	49

Nurseries

108 - Annual Flowers/Roses(acre)	53
109 - Azalea,Rhod,Camellia(acre)	14
110 - Perennial Flowers(acre)	48
117 - Shrubs(acre)	48

Wildlife

140 - DoveField,Corn/Sorghum	442
141 - DoveField,Sunflower	143
142 - Fall Deer, Alfalfa	30
143 - Fall Deer, ForageChicory	63
144 - FallDeerMix, Brassicas	191
147 - FallDeerMix, Legumes	157
145 - FallDeerMix,AnnualGrsmaint	416
146 - FallDeerMix,Grsmaint/Clover	302
103 - Grass/Legume-Wildlife	306
101 - Grasses for Wildlife	289
102 - Legumes for Wildlife	328

Trees

092 - Christmas Trees	15
-----------------------	----

Homeowner

017 - Annual Flowers/Roses(sq ft)	607
205 - Apple Trees	69
096 - Azalea,Rhod,Camellia(sq ft)	377
118 - BermudaGolfGrn/Tee(sq ft)	145
202 - Blackberries	52
203 - Blueberries(sq ft)	266
093 - Carpetgrass(sq ft)	25
094 - Centipedegrass(sq ft)	4981
044 - CoolSeasonGrsmaint(sq ft)	4981
206 - Fig Trees	38
204 - Grapes	76
090 - Home Garden (Inorganic)	4606
091 - Home Garden (Organic)	2
018 - Ornamental/Shade Trees	540
212 - Palm Trees	59
208 - Peach Trees	85
207 - Pear Trees	14
210 - Pecan Trees	147
016 - Perennial Flowers(sq ft)	451
211 - Pine Trees	128
209 - Plum Trees	16
015 - Shrubs(sq ft)	688

119 - St. Augustinegrass(sq ft)	1632
201 - Strawberries(sq ft)	28
047 - Turf Establishment(sq ft)	28
048 - WarmSeasonGrsmaint(sq ft)	4217

This document was generated on 5/4/2018 11:16:34 AM.