













-  [Table 1. Total Number of Samples Analyzed](#)
-  [Table 2. Total Number of Samples Analyzed by Month](#)
-  [Table 3. Crop Groups](#)
-  [Table 4. County Groups](#)
-  [Table 5. pH Values](#)
-  [Table 6. P, K, Ca, and Mg Ratings](#)
-  [Table 7. Zn, Mn, and B Levels](#)
-  [Table 8. Samples Analyzed for sulfate sulfur](#)
-  [Table 9. Cation Exchange Capacity \(CEC\) Values](#)
-  [Table 10. Percent Base Saturation Values](#)
-  [Table 11. Total Analyses Including County and Research Samples](#)
-  [Table 12. Total per Crop Analyzed for County and Account Samples](#)

Table 1. Total Number of Samples Analyzed.

	Sample Number Totals	Large Area Crop Codes	Small Area Crop Codes	Diagnostic Reports
Counties				
Abbeville	146	102	42	2
Aiken	2549	485	2042	22
Allendale	46	31	15	0
Anderson	655	301	350	4
Bamberg	1744	1704	37	3
Barnwell	306	263	41	2
Beaufort	1609	813	792	4
Berkeley	398	185	212	1
Calhoun	671	574	97	0
Charleston	2794	436	2338	20
Cherokee	208	128	72	8
Chester	316	265	45	6
Chesterfield	371	309	59	3
Clarendon	471	243	224	4
Colleton	533	442	91	0
Darlington	750	522	223	5
Dillon	234	96	138	0
Dorchester	719	326	384	9
Edgefield	445	361	77	7
Fairfield	169	132	37	0
Florence	814	451	357	6
Georgetown	749	363	368	18
Greenville	2282	526	1756	0
Greenwood	491	224	267	0
Hampton	2540	2418	115	7
Horry	1167	435	704	28
Jasper	412	104	284	24
Kershaw	744	511	230	3
Lancaster	304	187	117	0
Laurens	465	275	190	0
Lee	283	177	106	0
Lexington	3178	1140	2020	18

Marion	232	200	26	6
Marlboro	29	5	23	1
McCormick	85	40	44	1
Newberry	997	762	233	2
Oconee	431	189	233	9
Orangeburg	782	604	137	41
Pickens	360	98	262	0
Richland	3140	548	2560	32
Saluda	520	444	67	9
Spartanburg	1175	513	657	5
Sumter	897	570	321	6
Union	155	69	86	0
Williamsburg	105	80	24	1
York	955	587	365	3
Prepaid	1420	653	615	152
Accounts	3287	1208	1196	883
SubTotal	43133	21099	20679	1355
Research	1758	845	161	752
Plant Problem Clinic	0	0	0	0
Checks & Blanks	916	0	0	916
Total Samples Analyzed	45807	21944	20840	3023

Table 2. Total Number of Samples Analyzed by Month.

Month Samples

January	7809
Feburary	8461
March	5018
April	5715
May	3420
June	1827
July	1693
August	1892
September	1941
October	2917
November	2409
December	2708
Total	45810

Table 3. Crop Groups Used in Summarizing Soil Analysis Data.

Az/Rhod/Cam

096 Azalea,Rhod,Camellia(sq ft)

Az/Rhod/Cam (large)

109 Azalea,Rhod,Camellia(acre)

Canola

104 Canola

Corn/Sorghum

023 Corn for Silage

C100 Corn, Grain - 100 bu/A

C105 Corn, Grain - 105 bu/A

C110 Corn, Grain - 110 bu/A

C115 Corn, Grain - 115 bu/A

C120 Corn, Grain - 120 bu/A

C125 Corn, Grain - 125 bu/A

C130 Corn, Grain - 130 bu/A

C135 Corn, Grain - 135 bu/A

C140 Corn, Grain - 140 bu/A

C145 Corn, Grain - 145 bu/A

C150 Corn, Grain - 150 bu/A

C155 Corn, Grain - 155 bu/A

C160 Corn, Grain - 160 bu/A

C165 Corn, Grain - 165 bu/A

C170 Corn, Grain - 170 bu/A

C175 Corn, Grain - 175 bu/A

C180 Corn, Grain - 180 bu/A

C185 Corn, Grain - 185 bu/A

C190 Corn, Grain - 190 bu/A

C195 Corn, Grain - 195 bu/A

C200 Corn, Grain - 200 bu/A

C205 Corn, Grain - 205 bu/A

C210 Corn, Grain - 210 bu/A
C215 Corn, Grain - 215 bu/A
C220 Corn, Grain - 220 bu/A
C225 Corn, Grain - 225 bu/A
C230 Corn, Grain - 230 bu/A
C235 Corn, Grain - 235 bu/A
C240 Corn, Grain - 240 bu/A
C245 Corn, Grain - 245 bu/A
C250 Corn, Grain - 250 bu/A
C255 Corn, Grain - 255 bu/A
C260 Corn, Grain - 260 bu/A
C265 Corn, Grain - 265 bu/A
C270 Corn, Grain - 270 bu/A
C275 Corn, Grain - 275 bu/A
C280 Corn, Grain - 280 bu/A
C285 Corn, Grain - 285 bu/A
C290 Corn, Grain - 290 bu/A
C295 Corn, Grain - 295 bu/A
C300 Corn, Grain - 300 bu/A
C80 Corn, Grain - 80 bu/A
C85 Corn, Grain - 85 bu/A
C90 Corn, Grain - 90 bu/A
C95 Corn, Grain - 95 bu/A
025 Grain Sorghum
024 Sorghum for Silage
019 Soybeans/Sorghum-Silage
027 Sugarcane
026 Sweet Sorghum

Cotton

001 Cotton - Dryland
002 Cotton - Irrigated
C1100 Cotton 1100 lbs/A
C1200 Cotton 1200 lbs/A
C1300 Cotton 1300 lbs/A
C1400 Cotton 1400 lbs/A
C1500 Cotton 1500 lbs/A
C1600 Cotton 1600 lbs/A
C1700 Cotton 1700 lbs/A
C1800 Cotton 1800 lbs/A
C1900 Cotton 1900 lbs/A
C2000 Cotton 2000 lbs/A
C600 Cotton 600 lbs/A
C700 Cotton 700 lbs/A
C800 Cotton 800 lbs/A
C900 Cotton 900 lbs/A
S100 Soybeans 100 bu/A
S15 Soybeans 15 bu/A
S20 Soybeans 20 bu/A
S25 Soybeans 25 bu/A
S30 Soybeans 30 bu/A
S35 Soybeans 35 bu/A
S40 Soybeans 40 bu/A
S45 Soybeans 45 bu/A
S50 Soybeans 50 bu/A
S55 Soybeans 55 bu/A
S60 Soybeans 60 bu/A
S65 Soybeans 65 bu/A
S70 Soybeans 70 bu/A
S75 Soybeans 75 bu/A
S80 Soybeans 80 bu/A
S85 Soybeans 85 bu/A
S90 Soybeans 90 bu/A
S95 Soybeans 95 bu/A

Crop Rotations

021 Corn in Rotation
030 Small Grain in Rotation

Diagnostic

000 Diagnostic
P1500 Peanuts 1500 lbs/A
P2000 Peanuts 2000 lbs/A
P2500 Peanuts 2500 lbs/A
P3000 Peanuts 3000 lbs/A
P3500 Peanuts 3500 lbs/A
P4000 Peanuts 4000 lbs/A
P4500 Peanuts 4500 lbs/A
P5000 Peanuts 5000 lbs/A
P5500 Peanuts 5500 lbs/A

P6000 Peanuts 6000 lbs/A

Forage Legumes

050 Alfalfa
005 Annual Legume/Sum Grass
006 Annual Legume/Win Grass
007 Annual Legumes
010 Common Lespedeza
037 Grass-Clover Pasture
011 Sericea Lespedeza

Forages

033 Bahiagrass Pasture
036 Bermuda/Bahiagrass-Hay
034 Bermudagrass Pasture
035 Bermudagrass, Estab.
049 Fescue Hay
031 Fescue,CoolSeasonPasture
032 Orchardgrass

Fruits/Nuts

080 Apples
082 Blueberries(acre)
084 Grapes(Bunch/Muscadine)
013 Kiwi
085 Nectarines
086 Peaches
081 Pears
088 Pecans
087 Plums
074 Strawberries(acre)

General Turf

093 Carpetgrass(sq ft)
094 Centipedegrass(sq ft)
044 CoolSeasonGrsmaint(sq ft)
119 St. Augustinegrass(sq ft)
047 Turf Establishment(sq ft)
048 WarmSeasonGrsmaint(sq ft)

General Turf (large)

106 Carpetgrass(acre-clay)
106 Carpetgrass(acre-sand)
107 Centipedegrass(acre-clay)
107 Centipedegrass(acre-sand)
112 CoolSeasonGrsmaint(acre)
105 StAugustineGrsmaint
113 Turf Establishment(acre)
114 WarmSeasonGrsmaint(acre)

Home Garden

090 Home Garden (Inorganic)
091 Home Garden (Organic)

Home Orchards

205 Apple Trees
202 Blackberries
203 Blueberries(sq ft)
206 Fig Trees
204 Grapes
208 Peach Trees
207 Pear Trees
210 Pecan Trees
209 Plum Trees
201 Strawberries(sq ft)

Ornamentals

017 Annual Flowers/Roses(sq ft)
018 Ornamental/Shade Trees
212 Palm Trees
016 Perennial Flowers(sq ft)
211 Pine Trees
015 Shrubs(sq ft)

Ornamentals (large)

108 Annual Flowers/Roses(acre)
110 Perennial Flowers(acre)
117 Shrubs(acre)

Roadside Turf

045 Roadside Turf Estab.
046 Roadside Turf Maint.

Small Grain

012 Rice, Upland Irrigated
003 Sesame
029 Small Grain
097 Small Grain Silage

Soybeans/Peanuts

008 Peanuts
P1000 Peanuts 1000 lbs/A
009 Perennial Peanuts
028 Sunflowers

Speciality Turf

040 Athletic Fields
042 Bentgrass Golf Green(acre)
111 Bentgrass Golf Green(sq ft)
043 BermudaGolfGrn/Tee(acre)
118 BermudaGolfGrn/Tee(sq ft)
041 Golf Fairway

Temporary Grazing

039 Temp Annual Graze-Sum
038 Temp Annual Graze-Winter

Tobacco

099 Tobacco
T1500 Tobacco 1500 lbs/A
T2000 Tobacco 2000 lbs/A
T2500 Tobacco 2500 lbs/A
T3000 Tobacco 3000 lbs/A
T3500 Tobacco 3500 lbs/A
T4000 Tobacco 4000 lbs/A

Tobacco Bed

098 Tobacco Bed

Tomato (Costal)

078 Tomato (bareground)
128 Tomatoes (plasticulture)

Tomato (Piedmont)

078 Tomato (bareground)

Trees

092 Christmas Trees

Truck Crops

051 Asparagus, Establishment
066 Asparagus, Maintenance
060 Beets
061 Broccoli
120 Brussel Sprouts
062 Cabbage
052 Cantaloupes (bareground)
132 Cantaloupes (plasticulture)
063 Carrots
079 Cauliflower
064 Collards
053 Cucumbers (bareground)
133 Cucumbers (plasticulture)
065 Eggplant (bareground)
134 Eggplant (plasticulture)
126 English Pea
067 Green Onions
072 Greens
095 Irish Potatoes (clay)
095 Irish Potatoes (sand)
122 Leek
054 Lettuce
055 Lima Beans
121 Mustard
056 Okra
068 Onions
127 Parsley
125 Parsnip
069 Pepper (bareground)
131 Pepper (plasticulture)
070 Pole Beans
014 Pumpkins
130 Radish
124 Rutabaga
057 Snapbeans
073 Southern Peas
071 Spinach
058 Squash (winter)
129 Summer Squash
075 Sweet Corn
076 Sweet Potatoes
123 Turnips
059 Watermelons

Wildlife

140 DoveField,Corn/Sorghum

141 DoveField,Sunflower
 142 Fall Deer, Alfalfa
 143 Fall Deer, ForageChicory
 144 FallDeerMix, Brassicas
 147 FallDeerMix, Legumes
 145 FallDeerMix,AnnualGr
 146 FallDeerMix,Gr/Clover
 103 Grass/Legume-Wildlife
 101 Grasses for Wildlife
 102 Legumes for Wildlife

Table 4. County Groups County Groups by Soil Type.

Piedmont

Abbeville
 Anderson
 Cherokee
 Chester
 Edgefield
 Fairfield
 Greenville
 Greenwood
 Lancaster
 Laurens
 McCormick
 Newberry
 Oconee
 Pickens
 Saluda
 Spartanburg
 Union
 York

Sandhills

Aiken
 Chesterfield
 Kershaw
 Lexington
 Richland

Costal Plains

Allendale
 Bamberg
 Barnwell
 Calhoun
 Clarendon
 Darlington
 Dillon
 Florence
 Lee
 Marion
 Marlboro
 Orangeburg
 Sumter

Lower Costal Plains

Beaufort
 Berkeley
 Charleston
 Colleton
 Dorchester
 Georgetown
 Hampton
 Horry
 Jasper
 Williamsburg

Table 5. Samples Analyzed According to Soil pH and by Crop Group and Soil Type.

Crop	Total	COSTAL PLAINS Soil pH Range					
		<5.0	5.1-5.5	5.6-6.0	6.1-6.5	6.6-7.0	>7.0
Az/Rhod/Cam	52	6	8	14	15	6	3
Az/Rhod/Cam (large)	6	0	0	2	3	1	0
Canola	0	0	0	0	0	0	0
Corn/Sorghum	3291	17	156	687	1545	782	104
Cotton	4973	16	239	1033	2259	1267	159
Crop Rotations	128	1	6	37	63	21	0
Diagnostic	65	4	12	17	10	13	9

Forage Legumes	38	2	4	14	9	7	2
Forages	768	16	71	195	256	174	56
Fruits/Nuts	77	2	9	21	29	13	3
General Turf	1095	66	237	364	243	136	49
General Turf (large)	27	0	4	2	12	6	3
Home Garden	581	13	73	142	146	127	80
Home Orchards	150	10	34	52	40	9	5
Ornamentals	290	25	31	77	89	24	44
Ornamentals (large)	25	6	6	5	2	2	4
Roadside Turf	0	0	0	0	0	0	0
Small Grain	316	1	17	55	104	111	28
Soybeans/Peanuts	1948	3	108	398	927	467	45
Speciality Turf	101	5	11	20	24	34	7
Temporary Grazing	53	0	3	8	11	26	5
Tobacco	17	0	0	4	5	4	4
Tobacco Bed	0	0	0	0	0	0	0
Tomato (Costal)	42	3	5	6	16	8	4
Tomato (Piedmont)	0	0	0	0	0	0	0
Trees	6	0	0	2	4	0	0
Truck Crops	453	11	58	129	177	60	18
Wildlife	593	37	101	139	156	113	47
Total	15095	244	1193	3423	6145	3411	679

LOWER COSTAL PLAINS

Soil pH Range

Crop	Total	<5.0	5.1-5.5	5.6-6.0	6.1-6.5	6.6-7.0	>7.0
Az/Rhod/Cam	220	11	26	42	46	46	49
Az/Rhod/Cam (large)	9	0	0	2	1	3	3
Canola	0	0	0	0	0	0	0
Corn/Sorghum	1440	32	119	356	612	299	22
Cotton	2413	27	60	477	1337	488	24
Crop Rotations	14	0	0	7	6	1	0
Diagnostic	89	17	13	12	23	7	17
Forage Legumes	51	5	5	17	10	7	7
Forages	789	57	103	254	275	89	11
Fruits/Nuts	66	10	13	16	16	10	1
General Turf	4014	131	335	655	916	912	1065
General Turf (large)	193	22	6	27	70	50	18
Home Garden	777	40	79	119	141	175	223
Home Orchards	285	28	42	70	60	56	29
Ornamentals	1313	100	123	212	279	270	329
Ornamentals (large)	162	19	12	20	34	42	35
Roadside Turf	175	24	19	13	27	27	65
Small Grain	240	23	39	72	71	28	7
Soybeans/Peanuts	463	2	18	121	251	66	5
Speciality Turf	102	8	3	6	28	38	19
Temporary Grazing	71	26	10	20	8	7	0
Tobacco	13	0	2	7	4	0	0
Tobacco Bed	0	0	0	0	0	0	0
Tomato (Costal)	33	1	6	8	10	3	5
Tomato (Piedmont)	0	0	0	0	0	0	0
Trees	1	0	0	0	0	1	0
Truck Crops	243	20	41	48	78	33	23
Wildlife	2082	197	321	591	612	285	76
Total	15258	800	1395	3172	4915	2943	2033

PIEDMONT

Soil pH Range

Crop	Total	<5.0	5.1-5.5	5.6-6.0	6.1-6.5	6.6-7.0	>7.0
Az/Rhod/Cam	169	10	14	46	51	30	18

Az/Rhod/Cam (large)	1	1	0	0	0	0	0
Canola	0	0	0	0	0	0	0
Corn/Sorghum	434	7	53	111	152	86	25
Cotton	254	2	19	85	99	41	8
Crop Rotations	30	2	3	10	14	1	0
Diagnostic	44	4	10	8	10	5	7
Forage Legumes	354	18	37	101	124	64	10
Forages	3172	82	424	994	1070	483	119
Fruits/Nuts	270	6	49	75	74	49	17
General Turf	3064	159	413	845	882	551	214
General Turf (large)	103	4	16	27	47	7	2
Home Garden	1448	34	122	248	342	360	342
Home Orchards	482	29	125	119	121	64	24
Ornamentals	1250	54	157	239	381	272	147
Ornamentals (large)	26	0	6	4	12	3	1
Roadside Turf	27	1	8	10	5	2	1
Small Grain	194	3	25	58	76	25	7
Soybeans/Peanuts	39	2	7	7	14	6	3
Speciality Turf	236	3	9	65	114	42	3
Temporary Grazing	239	13	34	74	79	34	5
Tobacco	6	0	3	2	0	0	1
Tobacco Bed	0	0	0	0	0	0	0
Tomato (Costal)	64	0	4	10	17	29	4
Tomato (Piedmont)	0	0	0	0	0	0	0
Trees	15	0	1	7	3	4	0
Truck Crops	348	7	58	85	80	71	47
Wildlife	2240	151	386	641	449	340	273
Total	14509	592	1983	3871	4216	2569	1278

SANDHILL
Soil pH Range

Crop	Total	<5.0	5.1-5.5	5.6-6.0	6.1-6.5	6.6-7.0	>7.0
Az/Rhod/Cam	111	12	32	28	25	9	5
Az/Rhod/Cam (large)	0	0	0	0	0	0	0
Canola	0	0	0	0	0	0	0
Corn/Sorghum	311	8	24	70	104	57	48
Cotton	266	1	25	79	95	36	30
Crop Rotations	132	0	5	18	28	23	58
Diagnostic	66	8	13	9	13	10	13
Forage Legumes	113	6	25	39	16	11	16
Forages	1275	57	164	362	390	210	92
Fruits/Nuts	60	8	6	20	18	7	1
General Turf	5922	150	666	1393	1954	1362	397
General Turf (large)	32	2	6	7	12	5	0
Home Garden	872	26	70	172	215	217	172
Home Orchards	333	24	71	103	62	58	15
Ornamentals	838	65	154	204	218	124	73
Ornamentals (large)	8	0	1	2	4	0	1
Roadside Turf	22	7	3	5	5	2	0
Small Grain	106	1	13	33	38	17	4
Soybeans/Peanuts	52	2	9	12	17	11	1
Speciality Turf	233	6	19	45	91	52	20
Temporary Grazing	53	2	6	14	16	10	5
Tobacco	9	0	4	4	1	0	0
Tobacco Bed	0	0	0	0	0	0	0
Tomato (Costal)	18	0	3	2	6	5	2
Tomato (Piedmont)	0	0	0	0	0	0	0
Trees	4	1	0	2	0	1	0
Truck Crops	614	3	22	70	162	169	188
Wildlife	1402	105	245	357	353	235	107

Total **12852** **494** **1586** **3050** **3843** **2631** **1248**

Table 6. P, K, Ca, and Mg Ratings.

Crop	Total	COSTAL PLAINS																			
		P Ratings					K Ratings					Ca Ratings					Mg Ratings				
		L	M	S	H	E	L	M	S	H	E	L	M	S	H	E	L	M	S	H	E
Az/Rhod/Cam	52	12	12	4	7	17	24	21	5	1	1	6	7	16	7	16	3	4	45	0	0
Az/Rhod/Cam (large)	6	0	0	0	1	5	2	3	1	0	0	0	1	1	2	2	0	1	5	0	0
Canola	0	0	0	0	0	0	0	0	0	0	0	0	0	0	0	0	0	0	0	0	0
Corn/Sorghum	3291	221	601	498	926	1045	484	1688	396	435	288	183	1005	1741	237	125	70	501	2720	0	0
Cotton	4973	279	932	787	1396	1579	721	2623	555	628	446	211	1626	2666	316	154	135	875	3963	0	0
Crop Rotations	128	12	23	20	34	39	12	73	20	14	9	3	33	70	18	4	3	23	102	0	0
Diagnostic	65	19	16	10	10	10	43	15	3	2	2	16	20	19	3	7	6	21	38	0	0
Forage Legumes	38	14	5	3	5	11	19	17	1	1	0	7	15	15	1	0	6	4	28	0	0
Forages	768	145	190	102	131	200	310	361	33	22	42	72	234	324	62	76	27	98	643	0	0
Fruits/Nuts	77	14	11	5	14	33	19	36	2	14	6	7	19	40	4	7	1	3	73	0	0
General Turf	1095	422	302	111	135	125	473	473	62	54	33	133	321	392	89	160	50	121	924	0	0
General Turf (large)	27	9	7	8	1	2	14	6	2	2	3	9	2	11	0	5	5	5	17	0	0
Home Garden	581	46	57	46	73	359	168	235	38	55	85	51	104	133	46	247	19	66	496	0	0
Home Orchards	150	28	22	17	25	58	65	55	11	12	7	20	50	48	8	24	9	24	117	0	0
Ornamentals	290	86	81	31	27	65	165	103	5	10	7	19	51	81	43	96	13	35	242	0	0
Ornamentals (large)	25	5	6	5	4	5	9	15	0	0	1	5	6	7	4	3	1	4	20	0	0
Roadside Turf	0	0	0	0	0	0	0	0	0	0	0	0	0	0	0	0	0	0	0	0	0
Small Grain	316	42	99	45	84	46	76	173	34	24	9	22	56	204	27	7	14	78	224	0	0
Soybeans/Peanuts	1948	70	341	295	563	679	273	1024	226	240	185	74	661	1029	131	53	48	330	1570	0	0
Speciality Turf	101	14	10	9	15	53	25	46	14	9	7	12	14	42	19	14	12	13	76	0	0
Temporary Grazing	53	4	15	7	5	22	11	32	5	3	2	6	5	32	6	4	4	7	42	0	0
Tobacco	17	2	1	0	4	10	4	8	1	4	0	0	7	6	1	3	1	8	8	0	0
Tobacco Bed	0	0	0	0	0	0	0	0	0	0	0	0	0	0	0	0	0	0	0	0	0
Tomato (Costal)	42	3	3	7	10	19	11	24	1	4	2	4	14	14	1	9	4	6	32	0	0
Tomato (Piedmont)	0	0	0	0	0	0	0	0	0	0	0	0	0	0	0	0	0	0	0	0	0
Trees	6	4	0	1	1	0	2	4	0	0	0	0	1	3	0	2	0	1	5	0	0
Truck Crops	453	73	65	53	92	170	121	248	30	24	30	60	174	161	20	38	26	79	348	0	0
Wildlife	593	240	130	51	89	83	398	170	14	9	2	139	203	157	62	32	67	145	381	0	0
Total	15095	1764	2929	2115	3652	4635	3449	7453	1459	1567	1167	1059	4629	7212	1107	1088	524	2452	12119	0	0

Crop	Total	LOWER COSTAL PLAINS																			
		P Ratings					K Ratings					Ca Ratings					Mg Ratings				
		L	M	S	H	E	L	M	S	H	E	L	M	S	H	E	L	M	S	H	E
Az/Rhod/Cam	220	35	24	19	28	114	73	98	9	15	25	5	11	35	19	150	3	10	207	0	0
Az/Rhod/Cam (large)	9	1	2	1	1	4	1	5	0	2	1	0	0	1	0	8	0	1	8	0	0
Canola	0	0	0	0	0	0	0	0	0	0	0	0	0	0	0	0	0	0	0	0	0
Corn/Sorghum	1440	207	291	270	370	302	386	747	128	126	53	153	410	664	89	124	43	206	1191	0	0
Cotton	2413	136	530	529	731	487	428	1378	272	225	110	88	741	1316	151	117	45	413	1955	0	0
Crop Rotations	14	6	2	3	2	1	4	9	0	1	0	1	8	4	0	1	0	2	12	0	0
Diagnostic	89	44	12	7	3	23	49	19	4	8	9	21	17	18	1	32	13	17	59	0	0
Forage Legumes	51	25	11	7	1	7	30	14	5	1	1	7	14	15	4	11	3	4	44	0	0
Forages	789	180	157	87	113	252	407	259	35	40	48	112	195	351	58	73	53	125	611	0	0
Fruits/Nuts	66	23	13	9	7	14	42	21	0	2	1	21	14	19	4	8	10	12	44	0	0
General Turf	4014	989	830	398	545	1252	1455	1972	220	222	145	152	317	850	447	2248	126	314	3574	0	0
General Turf (large)	193	32	59	33	32	37	70	88	9	20	6	45	56	46	13	33	7	35	151	0	0
Home Garden	777	77	69	37	84	510	210	277	52	78	160	52	93	135	41	456	26	59	692	0	0
Home Orchards	285	60	46	19	43	117	108	113	12	22	30	28	48	77	18	114	11	32	242	0	0
Ornamentals	1313	228	181	105	130	669	497	530	52	81	153	50	111	230	92	830	31	74	1208	0	0

Ornamentals (large)	162	25	16	6	27	88	69	68	7	13	5	12	14	27	10	99	3	14	145	0	0
Roadside Turf	175	78	29	19	15	34	122	27	1	2	23	23	20	34	8	90	23	32	120	0	0
Small Grain	240	70	47	26	41	56	115	87	10	14	14	57	80	65	14	24	23	53	164	0	0
Soybeans/Peanuts	463	35	88	69	128	143	123	271	34	28	7	25	161	216	34	27	6	90	367	0	0
Speciality Turf	102	15	39	14	10	24	51	45	3	3	0	12	24	27	10	29	6	18	78	0	0
Temporary Grazing	71	42	15	7	5	2	50	10	2	8	1	20	21	20	2	8	6	8	57	0	0
Tobacco	13	1	2	2	1	7	7	2	1	2	1	4	5	4	0	0	1	5	7	0	0
Tobacco Bed	0	0	0	0	0	0	0	0	0	0	0	0	0	0	0	0	0	0	0	0	0
Tomato (Costal)	33	3	1	0	4	25	8	13	1	3	8	3	6	9	3	12	0	5	28	0	0
Tomato (Piedmont)	0	0	0	0	0	0	0	0	0	0	0	0	0	0	0	0	0	0	0	0	0
Trees	1	0	0	0	0	1	0	1	0	0	0	0	0	0	0	1	0	0	1	0	0
Truck Crops	243	33	33	19	29	129	77	95	17	25	29	39	71	59	11	63	5	45	193	0	0
Wildlife	2082	676	474	227	314	391	1146	720	88	69	59	409	674	649	128	222	145	333	1604	0	0
Total	15258	3021	2971	1913	2664	4689	5528	6869	962	1010	889	1339	3111	4871	1157	4780	589	1907	12762	0	0

PIEDMONT

Crop	Total	P Ratings					K Ratings					Ca Ratings					Mg Ratings				
		L	M	S	H	E	L	M	S	H	E	L	M	S	H	E	L	M	S	H	E
Az/Rhod/Cam	169	62	34	13	20	40	14	65	15	42	33	6	14	34	11	104	3	17	149	0	0
Az/Rhod/Cam (large)	1	1	0	0	0	0	1	0	0	0	0	1	0	0	0	0	1	0	0	0	0
Canola	0	0	0	0	0	0	0	0	0	0	0	0	0	0	0	0	0	0	0	0	0
Corn/Sorghum	434	83	70	38	68	175	59	220	51	67	37	33	97	225	47	32	12	45	377	0	0
Cotton	254	58	41	37	24	94	27	119	33	42	33	9	36	144	44	21	13	22	219	0	0
Crop Rotations	30	4	5	9	6	6	7	6	3	9	5	5	1	17	2	5	1	5	24	0	0
Diagnostic	44	21	9	6	2	6	8	16	4	10	6	3	13	14	1	13	1	8	35	0	0
Forage Legumes	354	112	60	31	47	104	53	127	35	41	98	20	52	138	60	84	4	27	323	0	0
Forages	3172	1192	599	240	324	817	678	1229	289	418	558	169	523	1349	468	663	53	178	2941	0	0
Fruits/Nuts	270	66	50	31	36	87	14	111	30	51	64	22	62	107	28	51	4	29	237	0	0
General Turf	3064	1336	581	280	305	562	290	1263	357	553	601	177	394	1059	423	1011	105	320	2639	0	0
General Turf (large)	103	36	16	13	10	28	15	44	15	11	18	13	21	40	10	19	6	28	69	0	0
Home Garden	1448	283	129	109	151	776	110	480	137	215	506	50	135	286	116	861	23	104	1321	0	0
Home Orchards	482	218	74	42	41	107	82	158	39	78	125	65	93	144	35	145	22	81	379	0	0
Ornamentals	1250	516	213	83	121	317	119	482	132	234	283	54	108	253	83	752	34	116	1100	0	0
Ornamentals (large)	26	12	6	3	4	1	2	10	3	3	8	1	9	1	1	14	0	1	25	0	0
Roadside Turf	27	22	3	0	0	2	9	15	2	1	0	3	7	5	6	6	2	3	22	0	0
Small Grain	194	42	30	23	11	88	51	70	17	27	29	13	45	84	25	27	7	25	162	0	0
Soybeans/Peanuts	39	19	10	3	2	5	7	23	3	3	3	3	14	17	2	3	3	3	33	0	0
Speciality Turf	236	80	50	35	21	50	49	94	31	45	17	28	81	100	17	10	31	46	159	0	0
Temporary Grazing	239	99	29	14	21	76	95	82	16	21	25	10	47	111	27	44	8	12	219	0	0
Tobacco	6	2	1	0	0	3	1	3	0	0	2	0	2	1	0	3	0	3	3	0	0
Tobacco Bed	0	0	0	0	0	0	0	0	0	0	0	0	0	0	0	0	0	0	0	0	0
Tomato (Costal)	64	9	4	10	7	34	1	20	9	15	19	2	7	23	8	24	0	3	61	0	0
Tomato (Piedmont)	0	0	0	0	0	0	0	0	0	0	0	0	0	0	0	0	0	0	0	0	0
Trees	15	11	1	1	0	2	2	11	0	1	1	1	5	7	2	0	0	0	15	0	0
Truck Crops	348	57	45	22	53	171	28	128	50	46	96	18	75	168	31	56	3	21	324	0	0
Wildlife	2240	1244	421	141	150	284	700	964	145	171	260	243	513	813	220	451	80	260	1900	0	0
Total	14509	5585	2481	1184	1424	3835	2422	5740	1416	2104	2827	949	2354	5140	1667	4399	416	1357	12736	0	0

SANDHILL

Crop	Total	P Ratings					K Ratings					Ca Ratings					Mg Ratings				
		L	M	S	H	E	L	M	S	H	E	L	M	S	H	E	L	M	S	H	E
Az/Rhod/Cam	111	37	20	7	15	32	54	36	9	5	7	15	20	29	10	37	13	8	90	0	0
Az/Rhod/Cam (large)	0	0	0	0	0	0	0	0	0	0	0	0	0	0	0	0	0	0	0	0	0
Canola	0	0	0	0	0	0	0	0	0	0	0	0	0	0	0	0	0	0	0	0	0

Corn/Sorghum	311	53	49	33	67	109	143	122	17	11	18	47	98	97	17	52	39	48	224	0	0
Cotton	266	43	35	28	47	113	72	158	22	8	6	29	75	94	36	32	20	37	209	0	0
Crop Rotations	132	25	18	19	27	43	47	54	5	14	12	8	24	28	12	60	6	11	115	0	0
Diagnostic	66	29	9	7	5	16	40	15	0	1	10	26	15	7	4	14	14	18	34	0	0
Forage Legumes	113	30	30	17	11	25	74	20	4	6	9	37	33	19	6	18	25	22	66	0	0
Forages	1275	353	286	114	159	363	664	383	54	52	122	297	330	371	82	195	145	181	949	0	0
Fruits/Nuts	60	7	13	5	7	28	18	25	3	8	6	8	17	17	6	12	1	11	48	0	0
General Turf	5922	3065	1490	502	442	423	2466	2627	277	354	198	532	1330	2467	638	955	368	915	4639	0	0
General Turf (large)	32	10	1	1	3	17	14	16	1	1	0	6	6	13	2	5	5	12	15	0	0
Home Garden	872	127	113	50	99	483	294	261	61	60	196	89	101	157	61	464	50	69	753	0	0
Home Orchards	333	111	61	23	44	94	154	108	9	30	32	73	70	80	22	88	42	47	244	0	0
Ornamentals	838	282	155	72	93	236	365	297	48	52	76	90	111	226	71	340	49	90	699	0	0
Ornamentals (large)	8	2	4	1	0	1	4	3	0	0	1	0	2	3	1	2	0	1	7	0	0
Roadside Turf	22	18	2	2	0	0	9	11	0	2	0	6	5	9	0	2	4	10	8	0	0
Small Grain	106	16	24	12	17	37	42	55	5	1	3	20	30	42	11	3	10	18	78	0	0
Soybeans/Peanuts	52	14	8	9	11	10	17	26	3	3	3	11	17	19	4	1	6	10	36	0	0
Speciality Turf	233	122	50	21	23	17	104	117	3	6	3	28	96	73	12	24	24	36	173	0	0
Temporary Grazing	53	10	5	4	2	32	21	21	2	3	6	8	7	30	4	4	8	6	39	0	0
Tobacco	9	0	1	1	3	4	5	4	0	0	0	6	3	0	0	0	3	3	3	0	0
Tobacco Bed	0	0	0	0	0	0	0	0	0	0	0	0	0	0	0	0	0	0	0	0	0
Tomato (Costal)	18	4	3	0	1	10	5	5	2	0	6	2	2	5	1	8	0	1	17	0	0
Tomato (Piedmont)	0	0	0	0	0	0	0	0	0	0	0	0	0	0	0	0	0	0	0	0	0
Trees	4	4	0	0	0	0	3	1	0	0	0	1	1	1	1	0	0	0	4	0	0
Truck Crops	614	40	50	25	50	449	140	336	36	53	49	32	170	169	75	168	5	48	561	0	0
Wildlife	1402	716	348	100	135	103	640	620	63	51	28	283	439	462	87	131	131	135	1136	0	0
Total	12852	5118	2775	1053	1261	2645	5395	5321	624	721	791	1654	3002	4418	1163	2615	968	1737	10147	0	0

Table 7. Samples Analyzed According to Zn, Mn, and B Levels by Crop Group and Soil Type.

COSTAL PLAINS									
Crop	Total	Zn(lbs/A)		Mn (lbs/A)		B (lbs/A)			
		<1.6	>=1.6	<6.0	>=6.0	0-0.1	0.1-0.5	0.5-1.0	>=1.0
		I	S	I	S				
Az/Rhod/Cam	52	3	49	2	50	6	24	13	9
Az/Rhod/Cam (large)	6	0	6	1	5	0	2	3	1
Canola	0	0	0	0	0	0	0	0	0
Corn/Sorghum	3291	119	3172	80	3211	215	2386	644	46
Cotton	4973	116	4857	117	4856	222	3701	994	56
Crop Rotations	128	11	117	5	123	11	74	16	27
Diagnostic	65	10	55	9	56	9	32	11	13
Forage Legumes	38	7	31	5	33	12	22	2	2
Forages	768	39	729	28	740	129	461	106	72
Fruits/Nuts	77	4	73	0	77	3	38	29	7
General Turf	1095	54	1041	51	1044	129	609	276	81
General Turf (large)	27	5	22	6	21	8	5	11	3
Home Garden	581	14	567	21	560	49	216	150	166
Home Orchards	150	3	147	4	146	11	87	33	19
Ornamentals	290	12	278	5	285	28	154	80	28
Ornamentals (large)	25	1	24	1	24	5	11	3	6
Roadside Turf	0	0	0	0	0	0	0	0	0
Small Grain	316	11	305	9	307	33	212	67	4
Soybeans/Peanuts	1948	47	1901	48	1900	66	1459	377	46
Speciality Turf	101	9	92	10	91	12	56	33	0
Temporary Grazing	53	1	52	1	52	8	44	0	1
Tobacco	17	0	17	0	17	0	8	9	0
Tobacco Bed	0	0	0	0	0	0	0	0	0
Tomato (Costal)	42	4	38	4	38	7	20	9	6
Tomato (Piedmont)	0	0	0	0	0	0	0	0	0
Trees	6	2	4	1	5	0	2	4	0
Truck Crops	453	35	418	28	425	76	293	49	35

Wildlife	593	164	429	52	541	162	336	63	32
Total	15095	671	14424	488	14607	1201	10252	2982	660

LOWER COSTAL PLAINS

Crop	Total	Zn(lbs/A)		Mn (lbs/A)		B (lbs/A)			
		<1.6 I	>=1.6 S	<6.0 I	>=6.0 S	0-0.1	0.1-0.5	0.5-1.0	>=1.0
Az/Rhod/Cam	220	9	211	11	209	3	30	68	119
Az/Rhod/Cam (large)	9	1	8	1	8	0	1	1	7
Canola	0	0	0	0	0	0	0	0	0
Corn/Sorghum	1440	109	1331	70	1370	91	1078	176	95
Cotton	2413	76	2337	83	2330	162	1832	385	34
Crop Rotations	14	6	8	0	14	0	8	5	1
Diagnostic	89	37	52	40	49	6	47	14	22
Forage Legumes	51	12	39	10	41	7	36	5	3
Forages	789	89	700	117	672	95	485	148	61
Fruits/Nuts	66	14	52	20	46	4	41	18	3
General Turf	4014	433	3581	445	3569	130	964	1281	1639
General Turf (large)	193	33	160	29	164	6	144	20	23
Home Garden	777	41	736	45	732	30	240	145	362
Home Orchards	285	30	255	36	249	13	114	76	82
Ornamentals	1313	89	1224	105	1208	35	310	368	600
Ornamentals (large)	162	11	151	15	147	3	41	48	70
Roadside Turf	175	100	75	95	80	23	76	22	54
Small Grain	240	53	187	21	219	49	96	49	46
Soybeans/Peanuts	463	22	441	10	453	32	367	51	13
Speciality Turf	102	7	95	7	95	9	31	37	25
Temporary Grazing	71	21	50	16	55	9	47	9	6
Tobacco	13	1	12	1	12	2	8	3	0
Tobacco Bed	0	0	0	0	0	0	0	0	0
Tomato (Costal)	33	5	28	1	32	2	17	4	10
Tomato (Piedmont)	0	0	0	0	0	0	0	0	0
Trees	1	0	1	0	1	0	0	0	1
Truck Crops	243	29	214	28	215	13	130	64	36
Wildlife	2082	520	1562	269	1813	291	1175	406	210
Total	15258	1748	13510	1475	13783	1015	7318	3403	3522

PIEDMONT

Crop	Total	Zn(lbs/A)		Mn (lbs/A)		B (lbs/A)			
		<1.6 I	>=1.6 S	<6.0 I	>=6.0 S	0-0.1	0.1-0.5	0.5-1.0	>=1.0
Az/Rhod/Cam	169	6	163	1	168	1	28	71	69
Az/Rhod/Cam (large)	1	0	1	0	1	1	0	0	0
Canola	0	0	0	0	0	0	0	0	0
Corn/Sorghum	434	16	418	1	433	13	162	196	63
Cotton	254	8	246	2	252	15	104	112	23
Crop Rotations	30	2	28	0	30	0	10	18	2
Diagnostic	44	2	42	1	43	3	18	15	8
Forage Legumes	354	34	320	6	348	10	115	157	72
Forages	3172	240	2932	28	3144	124	1398	1234	416
Fruits/Nuts	270	10	260	3	267	10	109	92	59
General Turf	3064	156	2908	20	3044	112	1196	1233	523
General Turf (large)	103	19	84	3	100	4	35	49	15
Home Garden	1448	46	1402	2	1446	28	312	396	712
Home Orchards	482	46	436	3	479	18	198	158	108
Ornamentals	1250	58	1192	7	1243	35	279	411	525
Ornamentals (large)	26	1	25	0	26	2	9	2	13
Roadside Turf	27	11	16	1	26	6	14	6	1
Small Grain	194	11	183	1	193	15	78	86	15
Soybeans/Peanuts	39	9	30	1	38	4	19	11	5

Speciality Turf	236	12	224	7	229	13	111	100	12
Temporary Grazing	239	37	202	2	237	7	102	91	39
Tobacco	6	0	6	0	6	0	3	0	3
Tobacco Bed	0	0	0	0	0	0	0	0	0
Tomato (Costal)	64	1	63	0	64	2	13	21	28
Tomato (Piedmont)	0	0	0	0	0	0	0	0	0
Trees	15	2	13	0	15	1	12	2	0
Truck Crops	348	9	339	0	348	6	174	117	51
Wildlife	2240	519	1721	28	2212	139	969	783	349
Total	14509	1255	13254	117	14392	569	5468	5361	3111

SANDHILL

Crop	Total	Zn(lbs/A)		Mn (lbs/A)		B (lbs/A)			
		<1.6 I	>=1.6 S	<6.0 I	>=6.0 S	0-0.1	0.1-0.5	0.5-1.0	>=1.0
Az/Rhod/Cam	111	7	104	6	105	6	41	39	25
Az/Rhod/Cam (large)	0	0	0	0	0	0	0	0	0
Canola	0	0	0	0	0	0	0	0	0
Corn/Sorghum	311	20	291	20	291	28	168	95	20
Cotton	266	10	256	7	259	21	177	68	0
Crop Rotations	132	11	121	16	116	9	52	69	2
Diagnostic	66	15	51	17	49	11	33	11	11
Forage Legumes	113	20	93	23	90	34	62	12	5
Forages	1275	127	1148	110	1165	191	727	216	141
Fruits/Nuts	60	3	57	5	55	7	27	16	10
General Turf	5922	420	5502	388	5534	542	3214	1677	489
General Turf (large)	32	4	28	1	31	4	20	8	0
Home Garden	872	50	822	26	846	69	248	177	378
Home Orchards	333	47	286	20	313	44	159	63	67
Ornamentals	838	39	799	25	813	71	316	227	224
Ornamentals (large)	8	0	8	0	8	0	4	3	1
Roadside Turf	22	7	15	1	21	5	15	2	0
Small Grain	106	11	95	5	101	13	55	37	1
Soybeans/Peanuts	52	8	44	1	51	10	30	10	2
Speciality Turf	233	18	215	14	219	16	141	62	14
Temporary Grazing	53	10	43	0	53	1	38	9	5
Tobacco	9	0	9	0	9	6	3	0	0
Tobacco Bed	0	0	0	0	0	0	0	0	0
Tomato (Costal)	18	0	18	0	18	0	8	5	5
Tomato (Piedmont)	0	0	0	0	0	0	0	0	0
Trees	4	1	3	0	4	0	1	3	0
Truck Crops	614	17	597	3	611	22	283	221	88
Wildlife	1402	401	1001	71	1331	160	807	348	87
Total	12852	1246	11606	759	12093	1270	6629	3378	1575

Table 8. Samples Analyzed for sulfate sulfur.

Top Soils Samples S(lbs/A)			Sub Soil Samples S(lbs/A)		
<20	>=20	Total	<40	>=40	Total
57 (26.03%)	162 (73.97%)	219	0 (.%)	0 (.%)	0

Table 9. Total Samples Calculated According to Cation Exchange Capacity (CEC) Values by Soil Type.

CEC (meq/100g)	0-2		
	2-5	>5	
COSTAL PLAINS	51	3785	3275
LOWER COSTAL PLAINS	46	3368	7463

PIEDMONT 38 1767 8285
 SANDHILL 192 3980 5686

Table 10. Total Samples Calculated According to Percent Base Saturation Values by Soil Type.

	% Base Saturation		
	<33%	34-65%	>66%
COSTAL PLAINS	360	3280	3433
LOWER COSTAL PLAINS	776	4227	5823
PIEDMONT	526	4179	5340
SANDHILL	725	4086	4998

Table 11. Total Analyses

Analysis	Total
Standard Soil Test	45618
Organic Matter	1619
Nitrate Nitrogen	861
Soluble Salts	353
Extractable Sulfate Sulfur	219
pH Only	18
Pond Bottom	50
Shrimp Pond	0
Soilless Mixes	50
Bulk Density	10

Table 12. Table 12. Total per Crop Analyzed for County and Account Samples.

CropName	Num Samples
Agronomic Crops	
050 - Alfalfa	43
005 - Annual Legume/Sum Grass	100
006 - Annual Legume/Win Grass	74
007 - Annual Legumes	27
033 - Bahiagrass Pasture	391
036 - Bermuda/Bahiagrass-Hay	1049
034 - Bermudagrass Pasture	1229
035 - Bermudagrass, Estab.	1229
104 - Canola	0
010 - Common Lespedeza	3
023 - Corn for Silage	124
021 - Corn in Rotation	18
C100 - Corn, Grain - 100 bu/A	319
C105 - Corn, Grain - 105 bu/A	0
C110 - Corn, Grain - 110 bu/A	7
C115 - Corn, Grain - 115 bu/A	0
C120 - Corn, Grain - 120 bu/A	578
C125 - Corn, Grain - 125 bu/A	0
C130 - Corn, Grain - 130 bu/A	72
C135 - Corn, Grain - 135 bu/A	0
C140 - Corn, Grain - 140 bu/A	118
C145 - Corn, Grain - 145 bu/A	0
C150 - Corn, Grain - 150 bu/A	1219
C155 - Corn, Grain - 155 bu/A	0
C160 - Corn, Grain - 160 bu/A	2
C165 - Corn, Grain - 165 bu/A	0
C170 - Corn, Grain - 170 bu/A	54
C175 - Corn, Grain - 175 bu/A	0
C180 - Corn, Grain - 180 bu/A	168
C185 - Corn, Grain - 185 bu/A	0
C190 - Corn, Grain - 190 bu/A	0
C195 - Corn, Grain - 195 bu/A	0
C200 - Corn, Grain - 200 bu/A	231
C205 - Corn, Grain - 205 bu/A	0
C210 - Corn, Grain - 210 bu/A	0
C215 - Corn, Grain - 215 bu/A	0

C220 - Corn, Grain - 220 bu/A	86
C225 - Corn, Grain - 225 bu/A	0
C230 - Corn, Grain - 230 bu/A	4
C235 - Corn, Grain - 235 bu/A	0
C240 - Corn, Grain - 240 bu/A	1
C245 - Corn, Grain - 245 bu/A	0
C250 - Corn, Grain - 250 bu/A	657
C255 - Corn, Grain - 255 bu/A	0
C260 - Corn, Grain - 260 bu/A	0
C265 - Corn, Grain - 265 bu/A	0
C270 - Corn, Grain - 270 bu/A	0
C275 - Corn, Grain - 275 bu/A	0
C280 - Corn, Grain - 280 bu/A	0
C285 - Corn, Grain - 285 bu/A	0
C290 - Corn, Grain - 290 bu/A	0
C295 - Corn, Grain - 295 bu/A	0
C300 - Corn, Grain - 300 bu/A	0
C80 - Corn, Grain - 80 bu/A	131
C85 - Corn, Grain - 85 bu/A	0
C90 - Corn, Grain - 90 bu/A	36
C95 - Corn, Grain - 95 bu/A	0
001 - Cotton - Dryland	3418
002 - Cotton - Irrigated	566
C1100 - Cotton 1100 lbs/A	0
C1200 - Cotton 1200 lbs/A	0
C1300 - Cotton 1300 lbs/A	0
C1400 - Cotton 1400 lbs/A	0
C1500 - Cotton 1500 lbs/A	0
C1600 - Cotton 1600 lbs/A	0
C1700 - Cotton 1700 lbs/A	0
C1800 - Cotton 1800 lbs/A	0
C1900 - Cotton 1900 lbs/A	0
C2000 - Cotton 2000 lbs/A	0
C600 - Cotton 600 lbs/A	0
C700 - Cotton 700 lbs/A	0
C800 - Cotton 800 lbs/A	0
C900 - Cotton 900 lbs/A	0
049 - Fescue Hay	128
031 - Fescue,CoolSeasonPasture	1678
025 - Grain Sorghum	70
037 - Grass-Clover Pasture	22
032 - Orchardgrass	23
008 - Peanuts	252
P1000 - Peanuts 1000 lbs/A	0
P1500 - Peanuts 1500 lbs/A	0
P2000 - Peanuts 2000 lbs/A	0
P2500 - Peanuts 2500 lbs/A	0
P3000 - Peanuts 3000 lbs/A	0
P3500 - Peanuts 3500 lbs/A	0
P4000 - Peanuts 4000 lbs/A	0
P4500 - Peanuts 4500 lbs/A	0
P5000 - Peanuts 5000 lbs/A	0
P5500 - Peanuts 5500 lbs/A	0
P6000 - Peanuts 6000 lbs/A	0
009 - Perennial Peanuts	6
012 - Rice, Upland Irrigated	25
011 - Sericea Lespedeza	13
003 - Sesame	0
029 - Small Grain	1063
030 - Small Grain in Rotation	123
097 - Small Grain Silage	7
024 - Sorghum for Silage	6

S100 - Soybeans 100 bu/A	0
S15 - Soybeans 15 bu/A	0
S20 - Soybeans 20 bu/A	0
S25 - Soybeans 25 bu/A	0
S30 - Soybeans 30 bu/A	229
S35 - Soybeans 35 bu/A	0
S40 - Soybeans 40 bu/A	286
S45 - Soybeans 45 bu/A	1
S50 - Soybeans 50 bu/A	253
S55 - Soybeans 55 bu/A	0
S60 - Soybeans 60 bu/A	114
S65 - Soybeans 65 bu/A	0
S70 - Soybeans 70 bu/A	17
S75 - Soybeans 75 bu/A	0
S80 - Soybeans 80 bu/A	40
S85 - Soybeans 85 bu/A	0
S90 - Soybeans 90 bu/A	0
S95 - Soybeans 95 bu/A	0
019 - Soybeans/Sorghum-Silage	32
027 - Sugarcane	5
028 - Sunflowers	78
026 - Sweet Sorghum	4
039 - Temp Annual Graze-Sum	74
038 - Temp Annual Graze-Winter	147
099 - Tobacco	42
T1500 - Tobacco 1500 lbs/A	0
T2000 - Tobacco 2000 lbs/A	0
T2500 - Tobacco 2500 lbs/A	0
T3000 - Tobacco 3000 lbs/A	0
T3500 - Tobacco 3500 lbs/A	0
T4000 - Tobacco 4000 lbs/A	0
098 - Tobacco Bed	0
Truck Crops	
051 - Asparagus, Establishment	14
066 - Asparagus, Maintenance	7
060 - Beets	18
061 - Broccoli	75
120 - Brussel Sprouts	0
062 - Cabbage	11
052 - Cantaloupes (bareground)	14
132 - Cantaloupes (plasticulture)	11
063 - Carrots	4
079 - Cauliflower	0
064 - Collards	165
053 - Cucumbers (bareground)	11
133 - Cucumbers (plasticulture)	2
065 - Eggplant (bareground)	1
134 - Eggplant (plasticulture)	5
126 - English Pea	23
067 - Green Onions	12
072 - Greens	92
095 - Irish Potatoes (clay)	13
122 - Leek	2
054 - Lettuce	6
055 - Lima Beans	6
121 - Mustard	31
056 - Okra	30
068 - Onions	7
127 - Parsley	48
125 - Parsnip	0
069 - Pepper (bareground)	0
131 - Pepper (plasticulture)	5

070 - Pole Beans	28
014 - Pumpkins	22
130 - Radish	22
124 - Rutabaga	8
057 - Snapbeans	19
073 - Southern Peas	77
071 - Spinach	3
058 - Squash (winter)	7
129 - Summer Squash	78
075 - Sweet Corn	143
076 - Sweet Potatoes	7
078 - Tomato (bareground)	7
128 - Tomatoes (plasticulture)	38
123 - Turnips	42
059 - Watermelons	136
Fruit and Nut Crops	
080 - Apples	16
082 - Blueberries(acre)	68
084 - Grapes(Bunch/Muscadine)	54
013 - Kiwi	0
085 - Nectarines	5
086 - Peaches	105
081 - Pears	4
088 - Pecans	63
087 - Plums	8
074 - Strawberries(acre)	71
Golf Course, and Other Turf Crops	
040 - Athletic Fields	327
042 - Bentgrass Golf Green(acre)	46
111 - Bentgrass Golf Green(sq ft)	10
043 - BermudaGolfGrn/Tee(acre)	215
106 - Carpetgrass(acre-clay)	2
107 - Centipedegrass(acre-clay)	2
112 - CoolSeasonGrsmaint(acre)	83
041 - Golf Fairway	6
045 - Roadside Turf Estab.	148
046 - Roadside Turf Maint.	16
105 - StAugustineGrsmaint	8
113 - Turf Establishment(acre)	27
114 - WarmSeasonGrsmaint(acre)	27
Nurseries	
108 - Annual Flowers/Roses(acre)	60
109 - Azalea,Rhod,Camellia(acre)	60
110 - Perennial Flowers(acre)	60
117 - Shrubs(acre)	130
Wildlife	
140 - DoveField,Corn/Sorghum	503
141 - DoveField,Sunflower	110
142 - Fall Deer, Alfalfa	48
143 - Fall Deer, ForageChicory	93
144 - FallDeerMix, Brassicas	190
147 - FallDeerMix, Legumes	195
145 - FallDeerMix,AnnualGrsmaint	603
146 - FallDeerMix,Grsmaint/Clover	479
103 - Grass/Legume-Wildlife	457
101 - Grasses for Wildlife	457
102 - Legumes for Wildlife	362
Trees	
092 - Christmas Trees	22
Homeowner	
017 - Annual Flowers/Roses(sq ft)	513
205 - Apple Trees	70

096 - Azalea,Rhod,Camellia(sq ft)	380
118 - BermudaGolfGrn/Tee(sq ft)	221
202 - Blackberries	45
203 - Blueberries(sq ft)	297
093 - Carpetgrass(sq ft)	41
094 - Centipedegrass(sq ft)	5015
044 - CoolSeasonGrsmaint(sq ft)	1308
206 - Fig Trees	33
204 - Grapes	90
090 - Home Garden (Inorganic)	3905
091 - Home Garden (Organic)	0
018 - Ornamental/Shade Trees	0
212 - Palm Trees	0
208 - Peach Trees	78
207 - Pear Trees	16
210 - Pecan Trees	16
016 - Perennial Flowers(sq ft)	412
211 - Pine Trees	412
209 - Plum Trees	8
015 - Shrubs(sq ft)	763
119 - St. Augustinegrass(sq ft)	1416
201 - Strawberries(sq ft)	39
047 - Turf Establishment(sq ft)	230
048 - WarmSeasonGrsmaint(sq ft)	5213

This document was generated on 4/9/2019 1:21:47 PM.