













-  [Table 1. Total Number of Samples Analyzed](#)
-  [Table 2. Total Number of Samples Analyzed by Month](#)
-  [Table 3. Crop Groups](#)
-  [Table 4. County Groups](#)
-  [Table 5. pH Values](#)
-  [Table 6. P, K, Ca, and Mg Ratings](#)
-  [Table 7. Zn, Mn, and B Levels](#)
-  [Table 8. Samples Analyzed for sulfate sulfur](#)
-  [Table 9. Cation Exchange Capacity \(CEC\) Values](#)
-  [Table 10. Percent Base Saturation Values](#)
-  [Table 11. Total Analyses Including County and Research Samples](#)
-  [Table 12. Total per Crop Analyzed for County and Account Samples](#)

Table 1. Total Number of Samples Analyzed.

	Sample Number Totals	Large Area Crop Codes	Small Area Crop Codes	Diagnostic Reports
Counties				
Abbeville	212	154	56	2
Aiken	1313	373	930	10
Allendale	442	414	26	2
Anderson	488	263	220	5
Bamberg	255	214	41	0
Barnwell	263	196	67	0
Beaufort	835	242	589	4
Berkeley	258	93	157	8
Calhoun	986	929	57	0
Charleston	2773	214	2494	65
Cherokee	223	176	47	0
Chester	188	144	43	1
Chesterfield	205	162	43	0
Clarendon	343	273	70	0
Colleton	330	258	72	0
Darlington	609	522	87	0
Dillon	55	28	27	0
Dorchester	172	110	62	0
Edgefield	276	200	76	0
Fairfield	28	19	9	0
Florence	530	229	293	8
Georgetown	347	200	145	2
Greenville	1508	385	1123	0
Greenwood	205	53	148	4
Hampton	2101	2015	86	0
Horry	702	272	423	7
Jasper	343	38	305	0
Kershaw	370	258	110	2
Lancaster	324	168	155	1
Laurens	439	282	156	1

Lee	320	269	49	2
Lexington	2842	900	1857	85
Marion	387	352	34	1
Marlboro	46	30	16	0
McCormick	53	26	27	0
Newberry	939	800	135	4
Oconee	377	169	208	0
Orangeburg	1189	1087	97	5
Pickens	174	64	107	3
Richland	235	55	176	4
Saluda	332	296	35	1
Spartanburg	724	247	470	7
Sumter	354	143	208	3
Union	129	58	71	0
Williamsburg	10	6	4	0
York	612	353	256	3
Prepaid	8827	2614	5660	553
Accounts	5112	714	3634	764
SubTotal	39785	17067	21161	1557
Research	945	573	102	270
Plant Problem Clinic	0	0	0	0
Checks & Blanks	130	118	0	12
Total Samples Analyzed	40860	17758	21263	1839

Table 2. Total Number of Samples Analyzed by Month.

Month	Samples
January	3405
Feburary	5917
March	7017
April	4182
May	2411
June	2159
July	1907
August	1717
September	2530
October	3327
November	2891
December	4113
Total	41576

Table 3. Crop Groups Used in Summarizing Soil Analysis Data.

Az/Rhod/Cam

096 Azalea,Rhod,Camellia(sq ft)

Az/Rhod/Cam (large)

109 Azalea,Rhod,Camellia(acre)

Canola

104 Canola

Corn/Sorghum

023 Corn for Silage

C100 Corn, Grain - 100 bu/A

C105 Corn, Grain - 105 bu/A

C110 Corn, Grain - 110 bu/A

C115 Corn, Grain - 115 bu/A

C120 Corn, Grain - 120 bu/A

C125 Corn, Grain - 125 bu/A

C130 Corn, Grain - 130 bu/A

C135 Corn, Grain - 135 bu/A

C140 Corn, Grain - 140 bu/A

C145 Corn, Grain - 145 bu/A

C150 Corn, Grain - 150 bu/A

C155 Corn, Grain - 155 bu/A

C160 Corn, Grain - 160 bu/A

C165 Corn, Grain - 165 bu/A

C170 Corn, Grain - 170 bu/A

C175 Corn, Grain - 175 bu/A

C180 Corn, Grain - 180 bu/A

C185 Corn, Grain - 185 bu/A
C190 Corn, Grain - 190 bu/A
C195 Corn, Grain - 195 bu/A
C200 Corn, Grain - 200 bu/A
C205 Corn, Grain - 205 bu/A
C210 Corn, Grain - 210 bu/A
C215 Corn, Grain - 215 bu/A
C220 Corn, Grain - 220 bu/A
C225 Corn, Grain - 225 bu/A
C230 Corn, Grain - 230 bu/A
C235 Corn, Grain - 235 bu/A
C240 Corn, Grain - 240 bu/A
C245 Corn, Grain - 245 bu/A
C250 Corn, Grain - 250 bu/A
C255 Corn, Grain - 255 bu/A
C260 Corn, Grain - 260 bu/A
C265 Corn, Grain - 265 bu/A
C270 Corn, Grain - 270 bu/A
C275 Corn, Grain - 275 bu/A
C280 Corn, Grain - 280 bu/A
C285 Corn, Grain - 285 bu/A
C290 Corn, Grain - 290 bu/A
C295 Corn, Grain - 295 bu/A
C300 Corn, Grain - 300 bu/A
C80 Corn, Grain - 80 bu/A
C85 Corn, Grain - 85 bu/A
C90 Corn, Grain - 90 bu/A
C95 Corn, Grain - 95 bu/A
025 Grain Sorghum
419 Hemp
024 Sorghum for Silage
019 Soybeans/Sorghum-Silage
027 Sugarcane
026 Sweet Sorghum

Cotton

001 Cotton - Dryland
002 Cotton - Irrigated
C1100 Cotton 1100 lbs/A
C1200 Cotton 1200 lbs/A
C1300 Cotton 1300 lbs/A
C1400 Cotton 1400 lbs/A
C1500 Cotton 1500 lbs/A
C1600 Cotton 1600 lbs/A
C1700 Cotton 1700 lbs/A
C1800 Cotton 1800 lbs/A
C1900 Cotton 1900 lbs/A
C2000 Cotton 2000 lbs/A
C600 Cotton 600 lbs/A
C700 Cotton 700 lbs/A
C800 Cotton 800 lbs/A
C900 Cotton 900 lbs/A
S100 Soybeans 100 bu/A
S15 Soybeans 15 bu/A
S20 Soybeans 20 bu/A
S25 Soybeans 25 bu/A
S30 Soybeans 30 bu/A
S35 Soybeans 35 bu/A
S40 Soybeans 40 bu/A
S45 Soybeans 45 bu/A
S50 Soybeans 50 bu/A
S55 Soybeans 55 bu/A
S60 Soybeans 60 bu/A
S65 Soybeans 65 bu/A
S70 Soybeans 70 bu/A
S75 Soybeans 75 bu/A
S80 Soybeans 80 bu/A
S85 Soybeans 85 bu/A
S90 Soybeans 90 bu/A
S95 Soybeans 95 bu/A

Crop Rotations

021 Corn in Rotation
030 Small Grain in Rotation

Diagnostic

000 Diagnostic
P1500 Peanuts 1500 lbs/A

P2000 Peanuts 2000 lbs/A
P2500 Peanuts 2500 lbs/A
P3000 Peanuts 3000 lbs/A
P3500 Peanuts 3500 lbs/A
P4000 Peanuts 4000 lbs/A
P4500 Peanuts 4500 lbs/A
P5000 Peanuts 5000 lbs/A
P5500 Peanuts 5500 lbs/A
P6000 Peanuts 6000 lbs/A

Forage Legumes

050 Alfalfa
005 Annual Legume/Sum Grass
006 Annual Legume/Win Grass
007 Annual Legumes
010 Common Lespedeza
037 Grass-Clover Pasture
011 Sericea Lespedeza

Forages

033 Bahiagrass Pasture
036 Bermuda/Bahiagrass-Hay
034 Bermudagrass Pasture
035 Bermudagrass, Estab.
049 Fescue Hay
031 Fescue,CoolSeasonPasture
032 Orchardgrass

Fruits/Nuts

080 Apples
082 Blueberries(acre)
084 Grapes(Bunch/Muscadine)
013 Kiwi
085 Nectarines
086 Peaches
081 Pears
088 Pecans
087 Plums
074 Strawberries(acre)

General Turf

093 Carpetgrass(sq ft)
094 Centipedegrass(sq ft)
044 CoolSeasonGrsmaint(sq ft)
119 St. Augustinegrass(sq ft)
047 Turf Establishment(sq ft)
048 WarmSeasonGrsmaint(sq ft)

General Turf (large)

106 Carpetgrass(acre-clay)
106 Carpetgrass(acre-sand)
107 Centipedegrass(acre-clay)
107 Centipedegrass(acre-sand)
112 CoolSeasonGrsmaint(acre)
105 StAugustineGrsmaint(acre)
113 Turf Establishment(acre)
114 WarmSeasonGrsmaint(acre)

Home Garden

090 Home Garden (Inorganic)
091 Home Garden (Organic)

Home Orchards

205 Apple Trees
202 Blackberries
203 Blueberries(sq ft)
206 Fig Trees
204 Grapes
208 Peach Trees
207 Pear Trees
210 Pecan Trees
209 Plum Trees
201 Strawberries(sq ft)

Ornamentals

017 Annual Flowers/Roses(sq ft)
018 Ornamental/Shade Trees
212 Palm Trees
016 Perennial Flowers(sq ft)
211 Pine Trees
015 Shrubs(sq ft)

Ornamentals (large)

108 Annual Flowers/Roses(acre)

110 Perennial Flowers(acre)

117 Shrubs(acre)

Roadside Turf

045 Roadside Turf Estab.

046 Roadside Turf Maint.

Small Grain

012 Rice, Upland Irrigated

003 Sesame

029 Small Grain

097 Small Grain Silage

Soybeans/Peanuts

008 Peanuts

P1000 Peanuts 1000 lbs/A

009 Perennial Peanuts

028 Sunflowers

Speciality Turf

040 Athletic Fields

042 Bentgrass Golf Green(acre)

111 Bentgrass Golf Green(sq ft)

043 BermudaGolfGrn/Tee(acre)

118 BermudaGolfGrn/Tee(sq ft)

041 Golf Fairway

Temporary Grazing

039 Temp Annual Graze-Sum

038 Temp Annual Graze-Winter

Tobacco

099 Tobacco

T1500 Tobacco 1500 lbs/A

T2000 Tobacco 2000 lbs/A

T2500 Tobacco 2500 lbs/A

T3000 Tobacco 3000 lbs/A

T3500 Tobacco 3500 lbs/A

T4000 Tobacco 4000 lbs/A

Tobacco Bed

098 Tobacco Bed

Tomato (Costal)

078 Tomato (bareground)

128 Tomatoes (plasticulture)

Tomato (Piedmont)

078 Tomato (bareground)

Trees

092 Christmas Trees

Truck Crops

051 Asparagus, Establishment

066 Asparagus, Maintenance

060 Beets

061 Broccoli

120 Brussel Sprouts

062 Cabbage

052 Cantaloupes (bareground)

132 Cantaloupes (plasticulture)

063 Carrots

079 Cauliflower

064 Collards

053 Cucumbers (bareground)

133 Cucumbers (plasticulture)

065 Eggplant (bareground)

134 Eggplant (plasticulture)

126 English Pea

067 Green Onions

072 Greens

095 Irish Potatoes (clay)

095 Irish Potatoes (sand)

122 Leek

054 Lettuce

055 Lima Beans

121 Mustard

056 Okra

068 Onions

127 Parsley

125 Parsnip

069 Pepper (bareground)

131 Pepper (plasticulture)

070 Pole Beans

014 Pumpkins

130 Radish
124 Rutabaga
057 Snapbeans
073 Southern Peas
071 Spinach
058 Squash (winter)
129 Summer Squash
075 Sweet Corn
076 Sweet Potatoes
123 Turnips
059 Watermelons

Wildlife

140 DoveField,Corn/Sorghum
141 DoveField,Sunflower
142 Fall Deer, Alfalfa
143 Fall Deer, ForageChicory
144 FallDeerMix, Brassicas
147 FallDeerMix, Legumes
145 FallDeerMix,AnnualGrs
146 FallDeerMix,Grs/Clover
103 Grass/Legume-Wildlife
101 Grasses for Wildlife
102 Legumes for Wildlife

Table 4. County Groups County Groups by Soil Type.

Piedmont

Abbeville
Anderson
Cherokee
Chester
Edgefield
Fairfield
Greenville
Greenwood
Lancaster
Laurens
McCormick
Newberry
Oconee
Pickens
Saluda
Spartanburg
Union
York

Sandhills

Aiken
Chesterfield
Kershaw
Lexington
Richland

Costal Plains

Allendale
Bamberg
Barnwell
Calhoun
Clarendon
Darlington
Dillon
Florence
Lee
Marion
Marlboro
Orangeburg
Sumter

Lower Costal Plains

Beaufort
Berkeley
Charleston
Colleton
Dorchester
Georgetown
Hampton
Horry
Jasper
Williamsburg

Table 5. Samples Analyzed According to Soil pH and by Crop Group and Soil Type.

COSTAL PLAINS							
Soil pH Range							
Crop	Total	<5.0	5.1-5.5	5.6-6.0	6.1-6.5	6.6-7.0	>7.0
Az/Rhod/Cam	13	0	4	6	3	0	0
Az/Rhod/Cam (large)	0	0	0	0	0	0	0
Canola	0	0	0	0	0	0	0
Corn/Sorghum	2507	15	198	952	1080	218	44
Cotton	3253	21	295	1144	1378	364	51
Crop Rotations	214	2	19	101	75	15	2
Diagnostic	9	0	3	2	1	3	0
Forage Legumes	126	7	32	40	34	12	1
Forages	841	20	121	343	283	67	7
Fruits/Nuts	65	4	15	30	11	4	1
General Turf	717	36	183	283	163	41	11
General Turf (large)	20	0	3	8	6	3	0
Home Garden	321	13	44	99	91	51	23
Home Orchards	101	3	35	40	18	5	0
Ornamentals	230	18	58	80	46	21	7
Ornamentals (large)	7	0	3	4	0	0	0
Roadside Turf	0	0	0	0	0	0	0
Small Grain	194	3	13	50	99	23	6
Soybeans/Peanuts	590	3	54	242	233	56	2
Speciality Turf	43	0	10	17	15	1	0
Temporary Grazing	71	0	2	28	35	3	3
Tobacco	20	1	2	11	4	2	0
Tobacco Bed	9	0	1	3	3	2	0
Tomato (Costal)	43	0	5	11	19	7	1
Tomato (Piedmont)	0	0	0	0	0	0	0
Trees	0	0	0	0	0	0	0
Truck Crops	312	11	34	74	148	41	4
Wildlife	486	59	79	148	140	60	0
Total	10192	216	1213	3716	3885	999	163
LOWER COSTAL PLAINS							
Soil pH Range							
Crop	Total	<5.0	5.1-5.5	5.6-6.0	6.1-6.5	6.6-7.0	>7.0
Az/Rhod/Cam	114	12	28	32	16	19	7
Az/Rhod/Cam (large)	17	2	6	6	0	3	0
Canola	0	0	0	0	0	0	0
Corn/Sorghum	835	29	51	398	314	38	5
Cotton	1458	7	45	380	840	183	3
Crop Rotations	11	0	2	4	5	0	0
Diagnostic	62	1	2	6	13	26	14
Forage Legumes	109	1	17	39	36	11	5
Forages	358	18	45	99	130	41	25
Fruits/Nuts	93	21	20	17	18	9	8
General Turf	3509	70	275	690	953	869	652
General Turf (large)	165	3	8	86	53	12	3
Home Garden	404	17	53	75	80	102	77
Home Orchards	233	33	45	67	53	25	10
Ornamentals	773	56	129	188	160	151	89
Ornamentals (large)	51	4	6	14	14	8	5
Roadside Turf	16	2	4	1	2	2	5
Small Grain	194	25	30	67	57	11	4
Soybeans/Peanuts	164	10	12	56	73	9	4
Speciality Turf	73	1	6	32	15	18	1

Temporary Grazing	26	3	4	8	5	0	6
Tobacco	13	1	0	3	8	1	0
Tobacco Bed	0	0	0	0	0	0	0
Tomato (Costal)	44	1	2	9	13	12	7
Tomato (Piedmont)	0	0	0	0	0	0	0
Trees	2	0	1	1	0	0	0
Truck Crops	274	16	53	71	52	60	22
Wildlife	963	76	184	321	300	62	20
Total	9961	409	1028	2670	3210	1672	972

PIEDMONT
Soil pH Range

Crop	Total	<5.0	5.1-5.5	5.6-6.0	6.1-6.5	6.6-7.0	>7.0
Az/Rhod/Cam	85	6	13	26	22	10	8
Az/Rhod/Cam (large)	16	2	1	3	4	1	5
Canola	0	0	0	0	0	0	0
Corn/Sorghum	428	9	58	130	171	48	12
Cotton	293	2	24	105	140	20	2
Crop Rotations	80	0	15	35	29	1	0
Diagnostic	14	1	3	3	3	2	2
Forage Legumes	198	3	49	56	73	17	0
Forages	2520	41	402	1114	765	173	25
Fruits/Nuts	249	15	32	94	66	39	3
General Turf	1941	63	359	709	569	199	42
General Turf (large)	43	0	6	24	9	2	2
Home Garden	1091	18	117	247	270	273	166
Home Orchards	309	21	67	107	76	32	6
Ornamentals	734	20	126	230	172	121	65
Ornamentals (large)	35	1	2	14	13	3	2
Roadside Turf	21	0	6	9	4	2	0
Small Grain	187	6	29	50	77	22	3
Soybeans/Peanuts	23	0	11	9	3	0	0
Speciality Turf	211	2	29	93	72	13	2
Temporary Grazing	230	2	59	93	54	17	5
Tobacco	0	0	0	0	0	0	0
Tobacco Bed	1	0	0	0	1	0	0
Tomato (Costal)	71	3	3	14	18	21	12
Tomato (Piedmont)	0	0	0	0	0	0	0
Trees	14	0	6	6	1	0	1
Truck Crops	258	7	36	45	75	69	26
Wildlife	1137	50	271	335	272	145	64
Total	10189	272	1724	3551	2959	1230	453

SANDHILL
Soil pH Range

Crop	Total	<5.0	5.1-5.5	5.6-6.0	6.1-6.5	6.6-7.0	>7.0
Az/Rhod/Cam	46	4	13	18	8	2	1
Az/Rhod/Cam (large)	1	0	0	0	0	1	0
Canola	2	0	0	1	1	0	0
Corn/Sorghum	116	2	22	40	40	12	0
Cotton	89	0	19	41	17	11	1
Crop Rotations	16	0	4	10	2	0	0
Diagnostic	92	47	23	17	4	1	0
Forage Legumes	54	3	13	14	17	3	4
Forages	779	25	146	271	207	104	26
Fruits/Nuts	71	1	7	15	34	12	2
General Turf	2622	51	325	1026	832	335	53
General Turf (large)	22	5	4	1	9	3	0
Home Garden	333	8	44	83	90	71	37

Home Orchards	126	12	34	53	16	6	5
Ornamentals	376	24	73	130	71	43	35
Ornamentals (large)	9	0	2	2	3	1	1
Roadside Turf	62	2	14	16	22	2	6
Small Grain	57	0	8	23	12	7	7
Soybeans/Peanuts	11	1	1	5	4	0	0
Speciality Turf	90	3	27	45	13	2	0
Temporary Grazing	23	0	7	9	7	0	0
Tobacco	3	0	0	2	0	1	0
Tobacco Bed	0	0	0	0	0	0	0
Tomato (Costal)	31	1	1	7	13	7	2
Tomato (Piedmont)	0	0	0	0	0	0	0
Trees	8	0	4	2	2	0	0
Truck Crops	612	6	28	116	211	220	31
Wildlife	438	24	135	127	86	55	11
Total	6089	219	954	2074	1721	899	222

Table 6. P, K, Ca, and Mg Ratings.

Crop	Total	COSTAL PLAINS																			
		P Ratings					K Ratings					Ca Ratings					Mg Ratings				
		L	M	S	H	E	L	M	S	H	E	L	M	S	H	E	L	M	S	H	E
Az/Rhod/Cam	13	4	4	3	1	1	9	0	4	0	0	3	2	1	4	3	1	2	10	0	0
Az/Rhod/Cam (large)	0	0	0	0	0	0	0	0	0	0	0	0	0	0	0	0	0	0	0	0	0
Canola	0	0	0	0	0	0	0	0	0	0	0	0	0	0	0	0	0	0	0	0	0
Corn/Sorghum	2507	317	669	489	608	424	609	1308	212	237	141	212	937	1092	132	134	186	504	1817	0	0
Cotton	3253	386	896	718	768	485	697	1695	262	386	213	236	1302	1420	135	160	197	625	2431	0	0
Crop Rotations	214	19	52	54	56	33	61	117	12	18	6	16	84	103	8	3	25	41	148	0	0
Diagnostic	9	6	3	0	0	0	7	2	0	0	0	3	4	1	1	0	2	1	6	0	0
Forage Legumes	126	39	26	9	26	26	57	64	1	0	4	31	44	46	4	1	17	19	90	0	0
Forages	841	177	247	105	125	187	417	311	38	35	40	124	361	292	32	32	50	139	652	0	0
Fruits/Nuts	65	17	16	6	11	15	33	22	5	4	1	17	28	12	2	6	9	9	47	0	0
General Turf	717	269	189	81	102	76	347	265	40	39	26	123	208	235	51	100	47	99	571	0	0
General Turf (large)	20	8	6	3	1	2	7	12	0	0	1	3	3	8	2	4	1	2	17	0	0
Home Garden	321	35	45	28	54	159	108	127	19	22	45	31	71	79	15	125	17	47	257	0	0
Home Orchards	101	26	25	15	16	19	47	39	2	6	7	25	35	21	5	15	5	26	70	0	0
Ornamentals	230	109	35	21	32	33	145	57	9	5	14	28	83	48	24	47	9	38	183	0	0
Ornamentals (large)	7	1	4	0	0	2	6	1	0	0	0	3	2	0	1	1	0	5	2	0	0
Roadside Turf	0	0	0	0	0	0	0	0	0	0	0	0	0	0	0	0	0	0	0	0	0
Small Grain	194	20	61	40	46	27	87	90	9	4	4	18	74	92	1	9	14	45	135	0	0
Soybeans/Peanuts	590	92	204	116	111	67	190	318	30	39	13	84	295	184	12	15	91	168	331	0	0
Speciality Turf	43	4	12	6	8	13	19	15	4	5	0	6	16	18	2	1	7	8	28	0	0
Temporary Grazing	71	9	26	4	5	27	33	30	2	3	3	5	31	27	3	5	4	8	59	0	0
Tobacco	20	2	9	4	2	3	12	8	0	0	0	6	13	1	0	0	9	6	5	0	0
Tobacco Bed	9	1	2	3	1	2	7	2	0	0	0	2	6	1	0	0	4	2	3	0	0
Tomato (Costal)	43	3	6	2	9	23	11	22	5	2	3	2	16	13	0	12	1	6	36	0	0
Tomato (Piedmont)	0	0	0	0	0	0	0	0	0	0	0	0	0	0	0	0	0	0	0	0	0
Trees	0	0	0	0	0	0	0	0	0	0	0	0	0	0	0	0	0	0	0	0	0
Truck Crops	312	28	45	42	64	133	135	126	25	11	15	43	109	131	9	20	31	49	232	0	0
Wildlife	486	211	127	65	52	31	313	132	10	17	14	145	172	138	23	8	75	86	325	0	0
Total	10192	1783	2709	1814	2098	1788	3357	4763	689	833	550	1166	3896	3963	466	701	802	1935	7455	0	0

Crop	Total	LOWER COSTAL PLAINS																			
		P Ratings					K Ratings					Ca Ratings					Mg Ratings				
		L	M	S	H	E	L	M	S	H	E	L	M	S	H	E	L	M	S	H	E
Az/Rhod/Cam	114	21	21	14	14	44	45	54	1	9	5	2	18	33	9	52	1	6	107	0	0
Az/Rhod/Cam (large)	17	6	5	1	2	3	6	9	0	1	1	1	2	6	3	5	0	2	15	0	0

Canola	0	0	0	0	0	0	0	0	0	0	0	0	0	0	0	0	0	0	0	0	
Corn/Sorghum	835	114	178	153	255	135	176	389	82	126	62	87	301	351	40	56	39	109	687	0	0
Cotton	1458	98	429	338	374	219	244	816	150	163	85	72	543	725	63	55	56	226	1176	0	0
Crop Rotations	11	1	3	2	2	3	2	7	0	2	0	2	6	3	0	0	0	1	10	0	0
Diagnostic	62	19	11	6	7	19	14	39	2	2	5	0	5	8	5	44	0	4	58	0	0
Forage Legumes	109	25	24	21	22	17	45	42	9	9	4	14	39	39	7	10	5	14	90	0	0
Forages	358	79	72	36	47	124	177	140	6	21	14	54	98	140	22	44	35	64	259	0	0
Fruits/Nuts	93	33	15	7	15	23	42	40	0	7	4	18	35	13	7	20	5	17	71	0	0
General Turf	3509	1019	781	323	433	953	1413	1673	153	133	137	83	314	825	388	1899	76	312	3121	0	0
General Turf (large)	165	12	46	55	36	16	28	101	18	17	1	29	68	41	10	17	7	6	152	0	0
Home Garden	404	46	42	18	58	240	114	152	26	30	82	35	48	69	27	225	21	33	350	0	0
Home Orchards	233	72	28	22	26	85	96	99	3	15	20	41	52	37	20	83	22	40	171	0	0
Ornamentals	773	137	109	71	105	351	299	341	23	45	65	36	92	143	59	443	16	38	719	0	0
Ornamentals (large)	51	14	11	5	8	13	26	21	3	1	0	5	14	8	5	19	5	5	41	0	0
Roadside Turf	16	9	4	1	0	2	13	2	0	1	0	4	2	3	0	7	6	4	6	0	0
Small Grain	194	49	53	23	34	35	86	67	17	14	10	37	78	72	2	5	18	29	147	0	0
Soybeans/Peanuts	164	24	54	17	27	42	78	62	11	7	6	37	71	48	4	4	18	46	100	0	0
Speciality Turf	73	5	41	3	7	17	17	54	1	0	1	1	20	29	11	12	1	12	60	0	0
Temporary Grazing	26	9	2	2	3	10	16	10	0	0	0	4	10	5	0	7	7	7	12	0	0
Tobacco	13	4	3	2	1	3	4	9	0	0	0	1	3	9	0	0	2	6	5	0	0
Tobacco Bed	0	0	0	0	0	0	0	0	0	0	0	0	0	0	0	0	0	0	0	0	0
Tomato (Costal)	44	4	6	2	5	27	15	12	2	1	14	4	9	12	2	17	3	8	33	0	0
Tomato (Piedmont)	0	0	0	0	0	0	0	0	0	0	0	0	0	0	0	0	0	0	0	0	0
Trees	2	0	1	1	0	0	2	0	0	0	0	1	1	0	0	0	1	1	0	0	0
Truck Crops	274	51	48	27	37	111	112	84	13	18	47	50	69	75	21	59	26	41	207	0	0
Wildlife	963	361	262	135	126	79	585	297	35	19	27	256	360	256	28	63	109	138	716	0	0
Total	9961	2212	2249	1285	1644	2571	3655	4520	555	641	590	874	2258	2950	733	3146	479	1169	8313	0	0

PIEDMONT

Crop	Total	P Ratings					K Ratings					Ca Ratings					Mg Ratings				
		L	M	S	H	E	L	M	S	H	E	L	M	S	H	E	L	M	S	H	E
Az/Rhod/Cam	85	29	20	7	12	17	8	41	5	19	12	4	3	20	9	49	1	6	78	0	0
Az/Rhod/Cam (large)	16	8	3	1	0	4	1	11	0	2	2	1	0	4	0	11	0	4	12	0	0
Canola	0	0	0	0	0	0	0	0	0	0	0	0	0	0	0	0	0	0	0	0	0
Corn/Sorghum	428	91	63	35	66	173	110	189	49	41	39	20	127	230	32	19	12	75	341	0	0
Cotton	293	50	73	30	48	92	57	154	24	31	27	5	76	173	22	17	6	38	249	0	0
Crop Rotations	80	5	16	12	15	32	26	36	6	6	6	1	13	55	8	3	0	12	68	0	0
Diagnostic	14	8	2	0	1	3	4	4	1	1	4	1	3	5	0	5	1	2	11	0	0
Forage Legumes	198	93	33	10	5	57	44	77	10	21	46	28	46	61	17	46	9	29	160	0	0
Forages	2520	957	398	199	211	755	633	939	173	245	530	189	528	1063	285	455	41	206	2273	0	0
Fruits/Nuts	249	65	61	26	43	54	44	125	29	33	18	26	76	114	11	22	12	38	199	0	0
General Turf	1941	934	418	165	182	242	164	950	241	289	297	113	301	700	304	523	31	246	1664	0	0
General Turf (large)	43	22	13	3	5	0	5	28	0	3	7	1	24	13	1	4	1	11	31	0	0
Home Garden	1091	219	141	77	104	550	111	413	110	139	318	54	101	216	82	638	29	74	988	0	0
Home Orchards	309	121	70	25	25	68	47	131	31	43	57	32	51	110	28	88	14	33	262	0	0
Ornamentals	734	271	106	80	78	199	58	328	75	120	153	29	45	179	83	398	12	63	659	0	0
Ornamentals (large)	35	15	7	4	2	7	7	15	7	4	2	3	6	7	5	14	1	12	22	0	0
Roadside Turf	21	6	7	8	0	0	6	10	3	2	0	4	5	10	0	2	1	6	14	0	0
Small Grain	187	31	31	20	21	84	51	59	19	28	30	15	38	95	20	19	11	28	148	0	0
Soybeans/Peanuts	23	6	7	3	4	3	7	11	1	3	1	4	11	8	0	0	1	6	16	0	0
Speciality Turf	211	138	30	10	12	21	53	129	11	9	9	24	94	73	8	12	16	58	137	0	0
Temporary Grazing	230	74	28	12	16	100	93	65	14	20	38	18	33	92	36	51	6	25	199	0	0
Tobacco	0	0	0	0	0	0	0	0	0	0	0	0	0	0	0	0	0	0	0	0	0
Tobacco Bed	1	0	0	0	0	1	0	0	0	1	0	0	0	0	0	1	0	0	1	0	0

Tomato (Costal)	71	11	14	2	6	38	6	20	11	11	23	1	7	21	5	37	0	5	66	0	0
Tomato (Piedmont)	0	0	0	0	0	0	0	0	0	0	0	0	0	0	0	0	0	0	0	0	0
Trees	14	8	2	1	1	2	1	6	3	3	1	2	4	7	0	1	0	2	12	0	0
Truck Crops	258	39	31	25	47	116	33	109	31	24	61	11	55	100	17	75	9	30	219	0	0
Wildlife	1137	615	171	96	95	160	361	562	73	67	74	171	291	430	76	169	65	163	909	0	0
Total	10189	3816	1745	851	999	2778	1930	4412	927	1165	1755	757	1938	3786	1049	2659	279	1172	8738	0	0

SANDHILL

Crop	Total	P Ratings					K Ratings					Ca Ratings					Mg Ratings				
		L	M	S	H	E	L	M	S	H	E	L	M	S	H	E	L	M	S	H	E
Az/Rhod/Cam	46	13	8	8	9	8	21	17	1	3	4	4	9	17	4	12	2	3	41	0	0
Az/Rhod/Cam (large)	1	0	0	0	1	0	0	1	0	0	0	0	0	0	0	1	0	0	1	0	0
Canola	2	0	0	2	0	0	1	1	0	0	0	1	1	0	0	0	0	1	1	0	0
Corn/Sorghum	116	35	31	14	11	25	61	43	1	5	6	32	39	33	5	7	11	24	81	0	0
Cotton	89	13	34	17	13	12	62	23	2	2	0	20	42	23	2	2	15	17	57	0	0
Crop Rotations	16	7	3	3	1	2	10	3	1	2	0	2	5	9	0	0	1	2	13	0	0
Diagnostic	92	84	6	0	2	0	25	64	2	1	0	18	20	34	3	17	5	10	77	0	0
Forage Legumes	54	15	9	6	11	13	21	29	2	1	1	12	15	18	4	5	6	7	41	0	0
Forages	779	247	158	98	87	189	476	230	21	15	37	189	243	244	36	67	106	117	556	0	0
Fruits/Nuts	71	3	5	4	19	40	6	20	7	28	10	4	13	31	8	15	1	11	59	0	0
General Turf	2622	1356	751	211	173	131	877	1331	174	148	92	152	553	1172	337	408	71	280	2271	0	0
General Turf (large)	22	14	3	3	1	1	9	9	4	0	0	5	2	6	3	6	4	1	17	0	0
Home Garden	333	49	48	28	33	175	124	101	17	27	64	26	49	65	18	175	13	28	292	0	0
Home Orchards	126	57	18	6	21	24	63	36	7	10	10	28	43	31	3	21	12	11	103	0	0
Ornamentals	376	143	82	39	47	65	172	136	15	25	28	36	60	119	41	120	21	48	307	0	0
Ornamentals (large)	9	3	1	2	1	2	2	5	1	0	1	0	2	5	0	2	0	0	9	0	0
Roadside Turf	62	42	12	0	4	4	33	15	6	4	4	13	15	10	10	14	14	4	44	0	0
Small Grain	57	4	11	8	18	16	37	20	0	0	0	17	23	9	1	7	6	16	35	0	0
Soybeans/Peanuts	11	2	2	0	4	3	2	7	2	0	0	1	7	2	0	1	0	3	8	0	0
Speciality Turf	90	24	26	8	28	4	34	32	15	7	2	30	19	32	4	5	12	28	50	0	0
Temporary Grazing	23	7	5	5	5	1	11	10	0	0	2	9	12	2	0	0	3	6	14	0	0
Tobacco	3	1	2	0	0	0	2	1	0	0	0	1	1	0	0	1	1	0	2	0	0
Tobacco Bed	0	0	0	0	0	0	0	0	0	0	0	0	0	0	0	0	0	0	0	0	0
Tomato (Costal)	31	1	3	2	4	21	7	7	3	1	13	3	4	8	0	16	1	2	28	0	0
Tomato (Piedmont)	0	0	0	0	0	0	0	0	0	0	0	0	0	0	0	0	0	0	0	0	0
Trees	8	6	1	1	0	0	7	1	0	0	0	4	4	0	0	0	3	2	3	0	0
Truck Crops	612	16	48	42	53	453	153	320	35	39	65	36	144	209	66	157	8	57	547	0	0
Wildlife	438	233	71	32	64	38	266	149	10	4	9	113	108	144	35	38	51	50	337	0	0
Total	6089	2375	1338	539	610	1227	2482	2611	326	322	348	756	1433	2223	580	1097	367	728	4994	0	0

Table 7. Samples Analyzed According to Zn, Mn, and B Levels by Crop Group and Soil Type.

Crop	Total	COSTAL PLAINS							
		Zn(lbs/A)		Mn (lbs/A)		B (lbs/A)			
		<1.6	>=1.6	<6.0	>=6.0	0-0.1	0.1-0.5	0.5-1.0	>=1.0
		I	S	I	S				
Az/Rhod/Cam	13	1	12	1	12	0	8	4	1
Az/Rhod/Cam (large)	0	0	0	0	0	0	0	0	0
Canola	0	0	0	0	0	0	0	0	0
Corn/Sorghum	2507	111	2396	88	2419	528	1647	320	12
Cotton	3253	148	3105	88	3165	628	2137	453	35
Crop Rotations	214	10	204	5	209	54	136	24	0
Diagnostic	9	3	6	4	5	3	4	2	0
Forage Legumes	126	31	95	1	125	38	83	5	0
Forages	841	72	769	42	799	140	560	132	9
Fruits/Nuts	65	6	59	6	59	18	33	11	3
General Turf	717	24	693	28	689	44	429	200	44

General Turf (large)	20	2	18	1	19	2	13	3	2
Home Garden	321	9	312	5	316	32	147	53	89
Home Orchards	101	12	89	3	98	23	55	15	8
Ornamentals	230	12	218	19	211	14	139	64	13
Ornamentals (large)	7	0	7	0	7	1	6	0	0
Roadside Turf	0	0	0	0	0	0	0	0	0
Small Grain	194	12	182	10	184	63	121	10	0
Soybeans/Peanuts	590	53	537	37	553	92	385	112	1
Speciality Turf	43	1	42	2	41	10	29	4	0
Temporary Grazing	71	1	70	0	71	7	44	17	3
Tobacco	20	5	15	4	16	4	16	0	0
Tobacco Bed	9	4	5	4	5	0	9	0	0
Tomato (Costal)	43	0	43	2	41	5	20	9	9
Tomato (Piedmont)	0	0	0	0	0	0	0	0	0
Trees	0	0	0	0	0	0	0	0	0
Truck Crops	312	24	288	18	294	92	188	26	6
Wildlife	486	166	320	63	423	230	232	24	0
Total	10192	707	9485	431	9761	2028	6441	1488	235

LOWER COSTAL PLAINS

Crop	Total	Zn(lbs/A)		Mn (lbs/A)		B (lbs/A)			
		<1.6	>=1.6	<6.0	>=6.0	0-0.1	0.1-0.5	0.5-1.0	>=1.0
		I	S	I	S				
Az/Rhod/Cam	114	8	106	4	110	2	40	40	32
Az/Rhod/Cam (large)	17	2	15	0	17	0	7	7	3
Canola	0	0	0	0	0	0	0	0	0
Corn/Sorghum	835	58	777	38	797	296	448	74	17
Cotton	1458	48	1410	71	1387	378	929	147	4
Crop Rotations	11	0	11	0	11	3	4	4	0
Diagnostic	62	5	57	0	62	0	10	22	30
Forage Legumes	109	24	85	3	106	8	71	26	4
Forages	358	50	308	42	316	99	222	25	12
Fruits/Nuts	93	20	73	12	81	18	34	32	9
General Turf	3509	271	3238	120	3389	76	890	1424	1119
General Turf (large)	165	11	154	3	162	7	112	40	6
Home Garden	404	22	382	15	389	17	120	100	167
Home Orchards	233	31	202	14	219	21	106	56	50
Ornamentals	773	39	734	13	760	22	214	256	281
Ornamentals (large)	51	4	47	2	49	3	26	11	11
Roadside Turf	16	10	6	6	10	5	10	1	0
Small Grain	194	32	162	13	181	28	111	47	8
Soybeans/Peanuts	164	21	143	19	145	15	127	21	1
Speciality Turf	73	1	72	0	73	0	36	19	18
Temporary Grazing	26	6	20	8	18	0	21	4	1
Tobacco	13	2	11	6	7	4	9	0	0
Tobacco Bed	0	0	0	0	0	0	0	0	0
Tomato (Costal)	44	2	42	4	40	3	18	8	15
Tomato (Piedmont)	0	0	0	0	0	0	0	0	0
Trees	2	0	2	0	2	0	2	0	0
Truck Crops	274	46	228	15	259	20	145	64	45
Wildlife	963	323	640	166	797	168	625	147	23
Total	9961	1036	8925	574	9387	1193	4337	2575	1856

PIEDMONT

Crop	Total	Zn(lbs/A)		Mn (lbs/A)		B (lbs/A)			
		<1.6	>=1.6	<6.0	>=6.0	0-0.1	0.1-0.5	0.5-1.0	>=1.0
		I	S	I	S				
Az/Rhod/Cam	85	1	84	0	85	2	14	35	34

Az/Rhod/Cam (large)	16	1	15	0	16	0	4	4	8
Canola	0	0	0	0	0	0	0	0	0
Corn/Sorghum	428	18	410	1	427	9	216	172	31
Cotton	293	4	289	2	291	10	190	83	10
Crop Rotations	80	1	79	0	80	0	49	29	2
Diagnostic	14	2	12	0	14	0	7	3	4
Forage Legumes	198	28	170	0	198	7	96	74	21
Forages	2520	187	2333	23	2497	98	1116	1065	241
Fruits/Nuts	249	11	238	2	247	26	149	58	16
General Turf	1941	96	1845	8	1933	40	737	907	257
General Turf (large)	43	7	36	0	43	0	31	9	3
Home Garden	1091	46	1045	5	1086	26	240	319	506
Home Orchards	309	26	283	8	301	16	127	108	58
Ornamentals	734	25	709	2	732	11	174	273	276
Ornamentals (large)	35	2	33	0	35	2	13	16	4
Roadside Turf	21	6	15	0	21	6	11	2	2
Small Grain	187	7	180	1	186	10	101	64	12
Soybeans/Peanuts	23	0	23	0	23	4	15	4	0
Speciality Turf	211	34	177	1	210	46	137	27	1
Temporary Grazing	230	31	199	2	228	15	93	95	27
Tobacco	0	0	0	0	0	0	0	0	0
Tobacco Bed	1	0	1	0	1	0	0	0	1
Tomato (Costal)	71	1	70	0	71	2	18	17	34
Tomato (Piedmont)	0	0	0	0	0	0	0	0	0
Trees	14	0	14	0	14	1	8	4	1
Truck Crops	258	25	233	1	257	11	92	91	64
Wildlife	1137	199	938	9	1128	79	591	340	127
Total	10189	758	9431	65	10124	421	4229	3799	1740

SANDHILL

Crop	Total	Zn (lbs/A)		Mn (lbs/A)		B (lbs/A)			
		<1.6 I	>=1.6 S	<6.0 I	>=6.0 S	0-0.1	0.1-0.5	0.5-1.0	>=1.0
Az/Rhod/Cam	46	0	46	0	46	7	15	18	6
Az/Rhod/Cam (large)	1	0	1	0	1	0	0	0	1
Canola	2	0	2	0	2	1	1	0	0
Corn/Sorghum	116	17	99	8	108	53	52	8	3
Cotton	89	13	76	8	81	40	45	4	0
Crop Rotations	16	7	9	0	16	6	10	0	0
Diagnostic	92	6	86	1	91	7	51	25	9
Forage Legumes	54	10	44	4	50	9	36	9	0
Forages	779	83	696	59	720	96	538	121	24
Fruits/Nuts	71	0	71	0	71	4	46	16	5
General Turf	2622	71	2551	103	2519	332	1493	664	133
General Turf (large)	22	5	17	4	18	5	5	8	4
Home Garden	333	11	322	14	319	27	103	73	130
Home Orchards	126	28	98	9	117	14	73	32	7
Ornamentals	376	10	366	9	367	31	150	122	73
Ornamentals (large)	9	2	7	0	9	1	2	4	2
Roadside Turf	62	15	47	2	60	18	25	13	6
Small Grain	57	2	55	7	50	16	33	8	0
Soybeans/Peanuts	11	1	10	0	11	2	6	2	1
Speciality Turf	90	7	83	7	83	16	70	4	0
Temporary Grazing	23	1	22	1	22	6	15	2	0
Tobacco	3	0	3	0	3	3	0	0	0
Tobacco Bed	0	0	0	0	0	0	0	0	0
Tomato (Costal)	31	1	30	1	30	7	6	3	15

Tomato (Piedmont)	0	0	0	0	0	0	0	0	0
Trees	8	4	4	2	6	5	3	0	0
Truck Crops	612	8	604	25	587	68	255	180	109
Wildlife	438	90	348	11	427	50	283	72	33
Total	6089	392	5697	275	5814	824	3316	1388	561

Table 8. Samples Analyzed for sulfate sulfur.

Top Soils Samples S(lbs/A)			Sub Soil Samples S(lbs/A)		
<20	>=20	Total	<40	>=40	Total
161 (52.44%)	146 (47.56%)	307	12 (100.%)	0 (.%)	12

Table 9. Total Samples Calculated According to Cation Exchange Capacity (CEC) Values by Soil Type.

CEC (meq/100g)	CEC (meq/100g)		
	0-2	2-5	>5
COSTAL PLAINS	59	3455	2106
LOWER COSTAL PLAINS	41	2564	4979
PIEDMONT	35	1700	5397
SANDHILL	104	2087	2744

Table 10. Total Samples Calculated According to Percent Base Saturation Values by Soil Type.

	% Base Saturation		
	<33%	34-65%	>66%
COSTAL PLAINS	314	2902	2377
LOWER COSTAL PLAINS	373	2673	4516
PIEDMONT	339	3031	3732
SANDHILL	297	2012	2599

Table 11. Total Analyses

Analysis	Total
Standard Soil Test	41200
Organic Matter	965
Nitrate Nitrogen	887
Soluble Salts	381
Extractable Sulfate Sulfur	319
pH Only	106
Pond Bottom	46
Shrimp Pond	0
Soiless Mixes	47
Bulk Density	15

Table 12. Table 12. Total per Crop Analyzed for County and Account Samples.

CropName	Num Samples
Agronomic Crops	
050 - Alfalfa	0
005 - Annual Legume/Sum Grass	0
006 - Annual Legume/Win Grass	0
007 - Annual Legumes	0
033 - Bahiagrass Pasture	0
036 - Bermuda/Bahiagrass-Hay	0
034 - Bermudagrass Pasture	0
035 - Bermudagrass, Estab.	154
104 - Canola	21
010 - Common Lespedeza	0
023 - Corn for Silage	104
021 - Corn in Rotation	104
C100 - Corn, Grain - 100 bu/A	104

C105 - Corn, Grain - 105 bu/A	0
C110 - Corn, Grain - 110 bu/A	14
C115 - Corn, Grain - 115 bu/A	0
C120 - Corn, Grain - 120 bu/A	580
C125 - Corn, Grain - 125 bu/A	0
C130 - Corn, Grain - 130 bu/A	86
C135 - Corn, Grain - 135 bu/A	0
C140 - Corn, Grain - 140 bu/A	0
C145 - Corn, Grain - 145 bu/A	0
C150 - Corn, Grain - 150 bu/A	0
C155 - Corn, Grain - 155 bu/A	0
C160 - Corn, Grain - 160 bu/A	0
C165 - Corn, Grain - 165 bu/A	0
C170 - Corn, Grain - 170 bu/A	6
C175 - Corn, Grain - 175 bu/A	0
C180 - Corn, Grain - 180 bu/A	144
C185 - Corn, Grain - 185 bu/A	0
C190 - Corn, Grain - 190 bu/A	0
C195 - Corn, Grain - 195 bu/A	0
C200 - Corn, Grain - 200 bu/A	232
C205 - Corn, Grain - 205 bu/A	0
C210 - Corn, Grain - 210 bu/A	0
C215 - Corn, Grain - 215 bu/A	0
C220 - Corn, Grain - 220 bu/A	3
C225 - Corn, Grain - 225 bu/A	0
C230 - Corn, Grain - 230 bu/A	5
C235 - Corn, Grain - 235 bu/A	0
C240 - Corn, Grain - 240 bu/A	0
C245 - Corn, Grain - 245 bu/A	0
C250 - Corn, Grain - 250 bu/A	76
C255 - Corn, Grain - 255 bu/A	0
C260 - Corn, Grain - 260 bu/A	0
C265 - Corn, Grain - 265 bu/A	0
C270 - Corn, Grain - 270 bu/A	0
C275 - Corn, Grain - 275 bu/A	0
C280 - Corn, Grain - 280 bu/A	0
C285 - Corn, Grain - 285 bu/A	0
C290 - Corn, Grain - 290 bu/A	0
C295 - Corn, Grain - 295 bu/A	0
C300 - Corn, Grain - 300 bu/A	0
C80 - Corn, Grain - 80 bu/A	0
C85 - Corn, Grain - 85 bu/A	0
C90 - Corn, Grain - 90 bu/A	0
C95 - Corn, Grain - 95 bu/A	0
001 - Cotton - Dryland	1803
002 - Cotton - Irrigated	791
C1100 - Cotton 1100 lbs/A	0
C1200 - Cotton 1200 lbs/A	0
C1300 - Cotton 1300 lbs/A	0
C1400 - Cotton 1400 lbs/A	0
C1500 - Cotton 1500 lbs/A	0
C1600 - Cotton 1600 lbs/A	0
C1700 - Cotton 1700 lbs/A	0
C1800 - Cotton 1800 lbs/A	0
C1900 - Cotton 1900 lbs/A	0
C2000 - Cotton 2000 lbs/A	0
C600 - Cotton 600 lbs/A	0
C700 - Cotton 700 lbs/A	0
C800 - Cotton 800 lbs/A	0
C900 - Cotton 900 lbs/A	0
049 - Fescue Hay	0

031 - Fescue, Cool Season Pasture	0
025 - Grain Sorghum	106
037 - Grass-Clover Pasture	33
419 - Hemp	33
032 - Orchardgrass	16
008 - Peanuts	212
P1000 - Peanuts 1000 lbs/A	0
P1500 - Peanuts 1500 lbs/A	0
P2000 - Peanuts 2000 lbs/A	0
P2500 - Peanuts 2500 lbs/A	0
P3000 - Peanuts 3000 lbs/A	0
P3500 - Peanuts 3500 lbs/A	0
P4000 - Peanuts 4000 lbs/A	0
P4500 - Peanuts 4500 lbs/A	0
P5000 - Peanuts 5000 lbs/A	0
P5500 - Peanuts 5500 lbs/A	0
P6000 - Peanuts 6000 lbs/A	0
009 - Perennial Peanuts	19
012 - Rice, Upland Irrigated	14
011 - Sericea Lespedeza	6
003 - Sesame	3
029 - Small Grain	3
030 - Small Grain in Rotation	3
097 - Small Grain Silage	24
024 - Sorghum for Silage	43
S100 - Soybeans 100 bu/A	0
S15 - Soybeans 15 bu/A	0
S20 - Soybeans 20 bu/A	0
S25 - Soybeans 25 bu/A	0
S30 - Soybeans 30 bu/A	71
S35 - Soybeans 35 bu/A	0
S40 - Soybeans 40 bu/A	0
S45 - Soybeans 45 bu/A	0
S50 - Soybeans 50 bu/A	0
S55 - Soybeans 55 bu/A	0
S60 - Soybeans 60 bu/A	67
S65 - Soybeans 65 bu/A	0
S70 - Soybeans 70 bu/A	0
S75 - Soybeans 75 bu/A	0
S80 - Soybeans 80 bu/A	16
S85 - Soybeans 85 bu/A	0
S90 - Soybeans 90 bu/A	0
S95 - Soybeans 95 bu/A	0
019 - Soybeans/Sorghum-Silage	10
027 - Sugarcane	10
028 - Sunflowers	10
026 - Sweet Sorghum	10
039 - Temp Annual Graze-Sum	46
038 - Temp Annual Graze-Winter	146
099 - Tobacco	18
T1500 - Tobacco 1500 lbs/A	0
T2000 - Tobacco 2000 lbs/A	0
T2500 - Tobacco 2500 lbs/A	0
T3000 - Tobacco 3000 lbs/A	0
T3500 - Tobacco 3500 lbs/A	0
T4000 - Tobacco 4000 lbs/A	0
098 - Tobacco Bed	11
Truck Crops	
051 - Asparagus, Establishment	11
066 - Asparagus, Maintenance	13

060 - Beets	24
061 - Broccoli	24
120 - Brussel Sprouts	1
062 - Cabbage	1
052 - Cantaloupes (bareground)	1
132 - Cantaloupes (plasticulture)	1
063 - Carrots	1
079 - Cauliflower	1
064 - Collards	124
053 - Cucumbers (bareground)	11
133 - Cucumbers (plasticulture)	11
065 - Eggplant (bareground)	11
134 - Eggplant (plasticulture)	4
126 - English Pea	4
067 - Green Onions	33
072 - Greens	33
095 - Irish Potatoes (clay)	33
122 - Leek	16
054 - Lettuce	16
055 - Lima Beans	16
121 - Mustard	27
056 - Okra	27
068 - Onions	27
127 - Parsley	54
125 - Parsnip	0
069 - Pepper (bareground)	0
131 - Pepper (plasticulture)	25
070 - Pole Beans	25
014 - Pumpkins	26
130 - Radish	26
124 - Rutabaga	1
057 - Snapbeans	1
073 - Southern Peas	38
071 - Spinach	38
058 - Squash (winter)	14
129 - Summer Squash	68
075 - Sweet Corn	88
076 - Sweet Potatoes	88
078 - Tomato (bareground)	88
128 - Tomatoes (plasticulture)	61
123 - Turnips	28
059 - Watermelons	61
Fruit and Nut Crops	
080 - Apples	61
082 - Blueberries(acre)	61
084 - Grapes(Bunch/Muscadine)	61
013 - Kiwi	3
085 - Nectarines	0
086 - Peaches	0
081 - Pears	7
088 - Pecans	7
087 - Plums	25
074 - Strawberries(acre)	25
Golf Course, and Other Turf Crops	
040 - Athletic Fields	182
042 - Bentgrass Golf Green(acre)	60
111 - Bentgrass Golf Green(sq ft)	22
043 - BermudaGolfGrn/Tee(acre)	277
106 - Carpetgrass(acre-clay)	0
107 - Centipedegrass(acre-clay)	0
112 - CoolSeasonGrsmaint(acre)	54

041 - Golf Fairway	41
045 - Roadside Turf Estab.	66
046 - Roadside Turf Maint.	66
105 - StAugustineGrS	66
113 - Turf Establishment(acre)	127
114 - WarmSeasonGrSMaint(acre)	127
Nurseries	
108 - Annual Flowers/Roses(acre)	127
109 - Azalea,Rhod,Camellia(acre)	30
110 - Perennial Flowers(acre)	30
117 - Shrubs(acre)	30
Wildlife	
140 - DoveField,Corn/Sorghum	30
141 - DoveField,Sunflower	30
142 - Fall Deer, Alfalfa	23
143 - Fall Deer, ForageChicory	23
144 - FallDeerMix, Brassicas	23
147 - FallDeerMix, Legumes	23
145 - FallDeerMix,AnnualGrS	284
146 - FallDeerMix,GrS/Clover	284
103 - Grass/Legume-Wildlife	284
101 - Grasses for Wildlife	284
102 - Legumes for Wildlife	269
Trees	
092 - Christmas Trees	44
Homeowner	
017 - Annual Flowers/Roses(sq ft)	44
205 - Apple Trees	60
096 - Azalea,Rhod,Camellia(sq ft)	60
118 - BermudaGolfGrn/Tee(sq ft)	60
202 - Blackberries	60
203 - Blueberries(sq ft)	60
093 - Carpetgrass(sq ft)	60
094 - Centipedegrass(sq ft)	60
044 - CoolSeasonGrSMaint(sq ft)	60
206 - Fig Trees	60
204 - Grapes	60
090 - Home Garden (Inorganic)	60
091 - Home Garden (Organic)	0
018 - Ornamental/Shade Trees	0
212 - Palm Trees	0
208 - Peach Trees	0
207 - Pear Trees	36
210 - Pecan Trees	36
016 - Perennial Flowers(sq ft)	36
211 - Pine Trees	67
209 - Plum Trees	10
015 - Shrubs(sq ft)	10
119 - St. Augustinegrass(sq ft)	1124
201 - Strawberries(sq ft)	1124
047 - Turf Establishment(sq ft)	1124
048 - WarmSeasonGrSMaint(sq ft)	6343

This document was generated on 1/26/2022 4:31:08 PM.