















-  [Table 1. Total Number of Samples Analyzed](#)
-  [Table 2. Total Number of Samples Analyzed by Month](#)
-  [Table 3. Crop Groups](#)
-  [Table 4. County Groups](#)
-  [Table 5. pH Values](#)
-  [Table 6. P, K, Ca, and Mg Ratings](#)
-  [Table 7. Zn, Mn, and B Levels](#)
-  [Table 8. Samples Analyzed for sulfate sulfur](#)
-  [Table 9. Cation Exchange Capacity \(CEC\) Values](#)
-  [Table 10. Percent Base Saturation Values](#)
-  [Table 11. Total Analyses Including County and Research Samples](#)
-  [Table 12. Total per Crop Analyzed for County and Account Samples](#)

Table 1. Total Number of Samples Analyzed.

	Sample Number Totals	Large Area Crop Codes	Small Area Crop Codes	Diagnostic Reports
Counties				
Abbeville	165	100	64	1
Aiken	2187	425	1750	12
Allendale	294	256	38	0
Anderson	548	277	271	0
Bamberg	187	165	22	0
Barnwell	431	374	56	1
Beaufort	1064	251	810	3
Berkeley	393	109	283	1
Calhoun	596	483	84	29
Charleston	2840	278	2545	17
Cherokee	301	185	115	1
Chester	238	186	52	0
Chesterfield	191	140	50	1
Clarendon	479	247	220	12
Colleton	426	351	75	0
Darlington	665	501	162	2
Dillon	173	133	40	0
Dorchester	138	84	52	2
Edgefield	332	221	111	0
Fairfield	47	28	19	0
Florence	656	196	457	3
Georgetown	646	344	301	1
Greenville	1799	352	1435	12
Greenwood	343	125	218	0
Hampton	1603	1498	96	9
Horry	1085	386	694	5
Jasper	322	34	288	0
Kershaw	942	726	203	13
Lancaster	411	262	147	2
Laurens	512	291	221	0
Lee	578	521	57	0

Lexington	3663	1180	2478	5
Marion	570	508	61	1
Marlboro	69	25	29	15
McCormick	65	15	50	0
Newberry	850	703	147	0
Oconee	420	156	261	3
Orangeburg	1970	1867	101	2
Pickens	270	54	211	5
Richland	2127	273	1849	5
Saluda	380	340	40	0
Spartanburg	918	330	583	5
Sumter	539	208	330	1
Union	146	81	64	1
Williamsburg	51	36	13	2
York	671	259	408	4
Prepaid	5459	1601	3449	409
Accounts	4278	1276	2739	263
SubTotal	43038	18441	23749	848
Research	1127	579	130	418
Plant Problem Clinic	0	0	0	0
Checks & Blanks	891	871	3	17
Total Samples Analyzed	45056	19891	23882	1283

Table 2. Total Number of Samples Analyzed by Month.

Month	Samples
January	5108
Feburary	6578
March	7608
April	5111
May	1857
June	3173
July	1557
August	2338
September	3002
October	3220
November	3206
December	2303
Total	45061

Table 3. Crop Groups Used in Summarizing Soil Analysis Data.

Az/Rhod/Cam

096 Azalea,Rhod,Camellia(sq ft)

Az/Rhod/Cam (large)

109 Azalea,Rhod,Camellia(acre)

Canola

104 Canola

Corn/Sorghum

023 Corn for Silage

C100 Corn, Grain - 100 bu/A

C105 Corn, Grain - 105 bu/A

C110 Corn, Grain - 110 bu/A

C115 Corn, Grain - 115 bu/A

C120 Corn, Grain - 120 bu/A

C125 Corn, Grain - 125 bu/A

C130 Corn, Grain - 130 bu/A

C135 Corn, Grain - 135 bu/A

C140 Corn, Grain - 140 bu/A

C145 Corn, Grain - 145 bu/A

C150 Corn, Grain - 150 bu/A

C155 Corn, Grain - 155 bu/A

C160 Corn, Grain - 160 bu/A

C165 Corn, Grain - 165 bu/A

C170 Corn, Grain - 170 bu/A

C175 Corn, Grain - 175 bu/A

C180 Corn, Grain - 180 bu/A

C185 Corn, Grain - 185 bu/A

C190 Corn, Grain - 190 bu/A

C195 Corn, Grain - 195 bu/A

C200 Corn, Grain - 200 bu/A
C205 Corn, Grain - 205 bu/A
C210 Corn, Grain - 210 bu/A
C215 Corn, Grain - 215 bu/A
C220 Corn, Grain - 220 bu/A
C225 Corn, Grain - 225 bu/A
C230 Corn, Grain - 230 bu/A
C235 Corn, Grain - 235 bu/A
C240 Corn, Grain - 240 bu/A
C245 Corn, Grain - 245 bu/A
C250 Corn, Grain - 250 bu/A
C255 Corn, Grain - 255 bu/A
C260 Corn, Grain - 260 bu/A
C265 Corn, Grain - 265 bu/A
C270 Corn, Grain - 270 bu/A
C275 Corn, Grain - 275 bu/A
C280 Corn, Grain - 280 bu/A
C285 Corn, Grain - 285 bu/A
C290 Corn, Grain - 290 bu/A
C295 Corn, Grain - 295 bu/A
C300 Corn, Grain - 300 bu/A
C80 Corn, Grain - 80 bu/A
C85 Corn, Grain - 85 bu/A
C90 Corn, Grain - 90 bu/A
C95 Corn, Grain - 95 bu/A
025 Grain Sorghum
419 Hemp
024 Sorghum for Silage
019 Soybeans/Sorghum-Silage
027 Sugarcane
026 Sweet Sorghum

Cotton

001 Cotton - Dryland
002 Cotton - Irrigated
C1100 Cotton 1100 lbs/A
C1200 Cotton 1200 lbs/A
C1300 Cotton 1300 lbs/A
C1400 Cotton 1400 lbs/A
C1500 Cotton 1500 lbs/A
C1600 Cotton 1600 lbs/A
C1700 Cotton 1700 lbs/A
C1800 Cotton 1800 lbs/A
C1900 Cotton 1900 lbs/A
C2000 Cotton 2000 lbs/A
C600 Cotton 600 lbs/A
C700 Cotton 700 lbs/A
C800 Cotton 800 lbs/A
C900 Cotton 900 lbs/A
S100 Soybeans 100 bu/A
S15 Soybeans 15 bu/A
S20 Soybeans 20 bu/A
S25 Soybeans 25 bu/A
S30 Soybeans 30 bu/A
S35 Soybeans 35 bu/A
S40 Soybeans 40 bu/A
S45 Soybeans 45 bu/A
S50 Soybeans 50 bu/A
S55 Soybeans 55 bu/A
S60 Soybeans 60 bu/A
S65 Soybeans 65 bu/A
S70 Soybeans 70 bu/A
S75 Soybeans 75 bu/A
S80 Soybeans 80 bu/A
S85 Soybeans 85 bu/A
S90 Soybeans 90 bu/A
S95 Soybeans 95 bu/A

Crop Rotations

021 Corn in Rotation
030 Small Grain in Rotation

Diagnostic

000 Diagnostic
P1500 Peanuts 1500 lbs/A
P2000 Peanuts 2000 lbs/A
P2500 Peanuts 2500 lbs/A
P3000 Peanuts 3000 lbs/A
P3500 Peanuts 3500 lbs/A

P4000 Peanuts 4000 lbs/A
P4500 Peanuts 4500 lbs/A
P5000 Peanuts 5000 lbs/A
P5500 Peanuts 5500 lbs/A
P6000 Peanuts 6000 lbs/A

Forage Legumes

050 Alfalfa
005 Annual Legume/Sum Grass
006 Annual Legume/Win Grass
007 Annual Legumes
010 Common Lespedeza
037 Grass-Clover Pasture
011 Sericea Lespedeza

Forages

033 Bahiagrass Pasture
036 Bermuda/Bahiagrass-Hay
034 Bermudagrass Pasture
035 Bermudagrass, Estab.
049 Fescue Hay
031 Fescue,CoolSeasonPasture
032 Orchardgrass

Fruits/Nuts

080 Apples
082 Blueberries(acre)
084 Grapes(Bunch/Muscadine)
013 Kiwi
085 Nectarines
086 Peaches
081 Pears
088 Pecans
087 Plums
074 Strawberries(acre)

General Turf

093 Carpetgrass(sq ft)
094 Centipedegrass(sq ft)
044 CoolSeasonGrsmaint(sq ft)
119 St. Augustinegrass(sq ft)
047 Turf Establishment(sq ft)
048 WarmSeasonGrsmaint(sq ft)

General Turf (large)

106 Carpetgrass(acre-clay)
106 Carpetgrass(acre-sand)
107 Centipedegrass(acre-clay)
107 Centipedegrass(acre-sand)
112 CoolSeasonGrsmaint(acre)
105 StAugustineGrs
113 Turf Establishment(acre)
114 WarmSeasonGrsmaint(acre)

Home Garden

090 Home Garden (Inorganic)
091 Home Garden (Organic)

Home Orchards

205 Apple Trees
202 Blackberries
203 Blueberries(sq ft)
206 Fig Trees
204 Grapes
208 Peach Trees
207 Pear Trees
210 Pecan Trees
209 Plum Trees
201 Strawberries(sq ft)

Ornamentals

017 Annual Flowers/Roses(sq ft)
018 Ornamental/Shade Trees
212 Palm Trees
016 Perennial Flowers(sq ft)
211 Pine Trees
015 Shrubs(sq ft)

Ornamentals (large)

108 Annual Flowers/Roses(acre)
110 Perennial Flowers(acre)
117 Shrubs(acre)

Roadside Turf

045 Roadside Turf Estab.
046 Roadside Turf Maint.

Small Grain

012 Rice, Upland Irrigated
003 Sesame
029 Small Grain
097 Small Grain Silage

Soybeans/Peanuts

008 Peanuts
P1000 Peanuts 1000 lbs/A
009 Perennial Peanuts
028 Sunflowers

Speciality Turf

040 Athletic Fields
042 Bentgrass Golf Green(acre)
111 Bentgrass Golf Green(sq ft)
043 BermudaGolfGrn/Tee(acre)
118 BermudaGolfGrn/Tee(sq ft)
041 Golf Fairway

Temporary Grazing

039 Temp Annual Graze-Sum
038 Temp Annual Graze-Winter

Tobacco

099 Tobacco
T1500 Tobacco 1500 lbs/A
T2000 Tobacco 2000 lbs/A
T2500 Tobacco 2500 lbs/A
T3000 Tobacco 3000 lbs/A
T3500 Tobacco 3500 lbs/A
T4000 Tobacco 4000 lbs/A

Tobacco Bed

098 Tobacco Bed

Tomato (Costal)

078 Tomato (bareground)
128 Tomatoes (plasticulture)

Tomato (Piedmont)

078 Tomato (bareground)

Trees

092 Christmas Trees

Truck Crops

051 Asparagus, Establishment
066 Asparagus, Maintenance
060 Beets
061 Broccoli
120 Brussel Sprouts
062 Cabbage
052 Cantaloupes (bareground)
132 Cantaloupes (plasticulture)
063 Carrots
079 Cauliflower
064 Collards
053 Cucumbers (bareground)
133 Cucumbers (plasticulture)
065 Eggplant (bareground)
134 Eggplant (plasticulture)
126 English Pea
067 Green Onions
072 Greens
095 Irish Potatoes (clay)
095 Irish Potatoes (sand)
122 Leek
054 Lettuce
055 Lima Beans
121 Mustard
056 Okra
068 Onions
127 Parsley
125 Parsnip
069 Pepper (bareground)
131 Pepper (plasticulture)
070 Pole Beans
014 Pumpkins
130 Radish
124 Rutabaga
057 Snapbeans
073 Southern Peas
071 Spinach
058 Squash (winter)
129 Summer Squash
075 Sweet Corn

076 Sweet Potatoes
 123 Turnips
 059 Watermelons

Wildlife

140 DoveField,Corn/Sorghum
 141 DoveField,Sunflower
 142 Fall Deer, Alfalfa
 143 Fall Deer, ForageChicory
 144 FallDeerMix, Brassicas
 147 FallDeerMix, Legumes
 145 FallDeerMix,AnnualGr
 146 FallDeerMix,Grs/Clover
 103 Grass/Legume-Wildlife
 101 Grasses for Wildlife
 102 Legumes for Wildlife

Table 4. County Groups County Groups by Soil Type.

Piedmont

Abbeville
 Anderson
 Cherokee
 Chester
 Edgefield
 Fairfield
 Greenville
 Greenwood
 Lancaster
 Laurens
 McCormick
 Newberry
 Oconee
 Pickens
 Saluda
 Spartanburg
 Union
 York

Sandhills

Aiken
 Chesterfield
 Kershaw
 Lexington
 Richland

Costal Plains

Allendale
 Bamberg
 Barnwell
 Calhoun
 Clarendon
 Darlington
 Dillon
 Florence
 Lee
 Marion
 Marlboro
 Orangeburg
 Sumter

Lower Costal Plains

Beaufort
 Berkeley
 Charleston
 Colleton
 Dorchester
 Georgetown
 Hampton
 Horry
 Jasper
 Williamsburg

Table 5. Samples Analyzed According to Soil pH and by Crop Group and Soil Type.

Crop	Total	COSTAL PLAINS Soil pH Range					
		<5.0	5.1-5.5	5.6-6.0	6.1-6.5	6.6-7.0	>7.0
Az/Rhod/Cam	63	5	16	18	16	6	2
Az/Rhod/Cam (large)	1	0	0	0	0	1	0
Canola	2	0	1	1	0	0	0

Corn/Sorghum	3770	32	226	1308	1837	339	28
Cotton	4373	31	258	1453	2107	485	39
Crop Rotations	168	2	19	87	52	8	0
Diagnostic	57	5	17	16	11	7	1
Forage Legumes	60	7	12	24	11	4	2
Forages	716	21	111	320	174	73	17
Fruits/Nuts	91	7	11	29	32	11	1
General Turf	896	56	259	306	189	71	15
General Turf (large)	40	6	11	16	5	2	0
Home Garden	583	16	76	173	154	118	46
Home Orchards	189	6	40	67	51	18	7
Ornamentals	428	34	130	133	83	31	17
Ornamentals (large)	29	3	18	3	3	2	0
Roadside Turf	0	0	0	0	0	0	0
Small Grain	214	0	17	69	105	23	0
Soybeans/Peanuts	878	9	60	348	337	123	1
Speciality Turf	36	5	8	13	8	2	0
Temporary Grazing	72	5	16	36	12	3	0
Tobacco	22	0	2	7	12	1	0
Tobacco Bed	14	0	1	5	7	1	0
Tomato (Costal)	54	1	11	17	15	6	4
Tomato (Piedmont)	0	0	0	0	0	0	0
Trees	1	0	0	1	0	0	0
Truck Crops	385	13	46	155	132	26	13
Wildlife	425	53	97	163	78	28	6
Total	13567	317	1463	4768	5431	1389	199

LOWER COSTAL PLAINS

Soil pH Range

Crop	Total	<5.0	5.1-5.5	5.6-6.0	6.1-6.5	6.6-7.0	>7.0
Az/Rhod/Cam	282	27	28	58	56	64	49
Az/Rhod/Cam (large)	28	0	11	3	13	1	0
Canola	1	0	0	0	0	1	0
Corn/Sorghum	1164	37	143	500	396	70	18
Cotton	1045	4	54	370	542	67	8
Crop Rotations	67	0	16	30	14	6	1
Diagnostic	29	3	1	8	9	5	3
Forage Legumes	143	15	25	54	32	16	1
Forages	493	58	124	182	91	26	12
Fruits/Nuts	100	17	24	33	20	5	1
General Turf	3607	120	317	689	911	866	704
General Turf (large)	71	7	12	15	19	15	3
Home Garden	832	27	83	153	213	213	143
Home Orchards	324	16	48	99	73	61	27
Ornamentals	1261	92	152	254	249	281	233
Ornamentals (large)	59	2	10	18	16	6	7
Roadside Turf	47	10	8	12	6	7	4
Small Grain	205	19	60	61	44	15	6
Soybeans/Peanuts	166	7	23	66	44	18	8
Speciality Turf	27	2	1	2	17	5	0
Temporary Grazing	31	2	5	12	5	5	2
Tobacco	2	0	0	2	0	0	0
Tobacco Bed	0	0	0	0	0	0	0
Tomato (Costal)	41	2	5	5	18	9	2
Tomato (Piedmont)	0	0	0	0	0	0	0
Trees	0	0	0	0	0	0	0
Truck Crops	366	18	39	104	136	38	31
Wildlife	1270	133	261	419	274	150	33
Total	11661	618	1450	3149	3198	1950	1296

PIEDMONT
Soil pH Range

Crop	Total	<5.0	5.1-5.5	5.6-6.0	6.1-6.5	6.6-7.0	>7.0
Az/Rhod/Cam	144	5	27	39	43	22	8
Az/Rhod/Cam (large)	4	1	1	2	0	0	0
Canola	1	0	1	0	0	0	0
Corn/Sorghum	523	14	74	198	186	48	3
Cotton	285	3	32	97	117	30	6
Crop Rotations	33	0	1	16	13	3	0
Diagnostic	16	0	2	5	4	4	1
Forage Legumes	378	14	92	121	111	33	7
Forages	2489	72	472	1061	670	181	33
Fruits/Nuts	139	12	16	43	43	20	5
General Turf	2564	103	459	823	759	356	64
General Turf (large)	117	21	33	27	24	9	3
Home Garden	1404	25	151	297	357	339	235
Home Orchards	415	33	100	161	81	34	6
Ornamentals	944	45	181	206	300	139	73
Ornamentals (large)	54	2	26	14	8	2	2
Roadside Turf	17	0	7	9	1	0	0
Small Grain	229	10	35	79	70	31	4
Soybeans/Peanuts	41	3	11	14	6	5	2
Speciality Turf	220	4	15	95	81	22	3
Temporary Grazing	250	10	57	117	50	14	2
Tobacco	0	0	0	0	0	0	0
Tobacco Bed	0	0	0	0	0	0	0
Tomato (Costal)	54	0	8	13	15	12	6
Tomato (Piedmont)	0	0	0	0	0	0	0
Trees	7	0	0	4	3	0	0
Truck Crops	221	5	33	60	66	39	18
Wildlife	1128	31	289	419	258	85	46
Total	11677	413	2123	3920	3266	1428	527

SANDHILL
Soil pH Range

Crop	Total	<5.0	5.1-5.5	5.6-6.0	6.1-6.5	6.6-7.0	>7.0
Az/Rhod/Cam	76	7	21	22	19	5	2
Az/Rhod/Cam (large)	0	0	0	0	0	0	0
Canola	0	0	0	0	0	0	0
Corn/Sorghum	328	14	39	108	88	40	39
Cotton	421	4	58	140	95	68	56
Crop Rotations	58	1	3	14	10	8	22
Diagnostic	26	7	3	5	8	1	2
Forage Legumes	87	7	26	17	27	8	2
Forages	961	72	174	300	267	119	29
Fruits/Nuts	76	5	21	28	10	11	1
General Turf	5535	112	684	1922	2022	698	97
General Turf (large)	64	1	17	26	14	5	1
Home Garden	678	25	88	167	196	134	68
Home Orchards	281	42	78	69	67	14	11
Ornamentals	713	46	147	175	176	112	57
Ornamentals (large)	10	0	0	1	7	2	0
Roadside Turf	52	0	14	16	12	5	5
Small Grain	92	5	4	22	36	21	4
Soybeans/Peanuts	61	2	5	15	10	6	23
Speciality Turf	142	12	35	49	22	16	8
Temporary Grazing	40	3	8	6	11	8	4
Tobacco	3	0	0	2	0	1	0
Tobacco Bed	0	0	0	0	0	0	0

Tomato (Costal)	33	2	4	5	11	6	5
Tomato (Piedmont)	0	0	0	0	0	0	0
Trees	13	1	4	7	0	1	0
Truck Crops	871	17	72	148	295	298	41
Wildlife	1018	77	274	332	233	91	11
Total	11639	462	1779	3596	3636	1678	488

Table 6. P, K, Ca, and Mg Ratings.

Crop	COSTAL PLAINS																				
	Total	P Ratings					K Ratings					Ca Ratings					Mg Ratings				
		L	M	S	H	E	L	M	S	H	E	L	M	S	H	E	L	M	S	H	E
Az/Rhod/Cam	63	14	22	12	7	8	23	29	1	3	7	1	14	20	12	16	1	2	60	0	0
Az/Rhod/Cam (large)	1	0	0	0	0	1	0	0	1	0	0	0	0	0	0	1	0	0	1	0	0
Canola	2	0	1	0	0	1	1	1	0	0	0	0	2	0	0	0	0	0	2	0	0
Corn/Sorghum	3770	321	849	789	1023	788	425	1732	453	600	560	210	1341	1921	189	109	177	521	3072	0	0
Cotton	4373	406	1042	935	1146	844	535	2117	510	678	533	238	1660	2194	178	103	228	701	3444	0	0
Crop Rotations	168	10	41	28	58	31	15	95	15	28	15	6	48	98	10	6	7	61	100	0	0
Diagnostic	57	23	12	8	6	8	36	12	4	2	3	17	15	14	4	7	4	10	43	0	0
Forage Legumes	60	15	14	10	12	9	24	26	2	2	6	14	13	23	1	9	8	9	43	0	0
Forages	716	109	154	117	161	175	267	289	40	45	75	96	230	286	42	62	53	81	582	0	0
Fruits/Nuts	91	6	24	25	13	23	11	46	10	17	7	4	27	41	11	8	3	11	77	0	0
General Turf	896	291	281	129	103	92	301	437	57	48	53	107	219	319	100	151	38	81	777	0	0
General Turf (large)	40	3	13	8	10	6	12	20	2	4	2	7	17	12	1	3	9	7	24	0	0
Home Garden	583	48	59	53	85	338	140	242	42	53	106	37	107	144	61	234	19	60	504	0	0
Home Orchards	189	26	36	22	39	66	42	79	17	21	30	26	43	57	14	49	4	27	158	0	0
Ornamentals	428	100	111	61	61	95	147	193	18	26	44	35	94	140	35	124	24	47	357	0	0
Ornamentals (large)	29	12	6	5	2	4	16	11	1	0	1	14	8	0	2	5	6	9	14	0	0
Roadside Turf	0	0	0	0	0	0	0	0	0	0	0	0	0	0	0	0	0	0	0	0	0
Small Grain	214	12	49	43	59	51	39	113	25	22	15	20	61	107	20	6	9	42	163	0	0
Soybeans/Peanuts	878	62	183	198	273	162	180	411	101	130	56	79	327	423	27	22	77	232	569	0	0
Speciality Turf	36	7	7	7	8	7	10	20	3	0	3	3	12	15	4	2	3	7	26	0	0
Temporary Grazing	72	15	6	7	18	26	12	38	11	4	7	11	33	24	0	4	2	8	62	0	0
Tobacco	22	3	3	3	4	9	7	13	2	0	0	2	8	10	1	1	3	6	13	0	0
Tobacco Bed	14	3	1	1	2	7	6	7	1	0	0	1	4	8	0	1	2	4	8	0	0
Tomato (Costal)	54	7	2	6	10	29	12	17	3	12	10	4	8	22	4	16	1	5	48	0	0
Tomato (Piedmont)	0	0	0	0	0	0	0	0	0	0	0	0	0	0	0	0	0	0	0	0	0
Trees	1	0	0	0	1	0	1	0	0	0	0	0	1	0	0	0	0	0	1	0	0
Truck Crops	385	30	54	50	93	158	71	184	40	56	34	37	96	170	34	48	22	46	317	0	0
Wildlife	425	125	117	45	71	67	229	147	15	18	16	96	169	133	20	7	30	89	306	0	0
Total	13567	1648	3087	2562	3265	3005	2562	6279	1374	1769	1583	1065	4557	6181	770	994	730	2066	10771	0	0

Crop	LOWER COSTAL PLAINS																				
	Total	P Ratings					K Ratings					Ca Ratings					Mg Ratings				
		L	M	S	H	E	L	M	S	H	E	L	M	S	H	E	L	M	S	H	E
Az/Rhod/Cam	282	48	34	28	38	134	106	118	12	15	31	13	15	45	22	187	4	27	251	0	0
Az/Rhod/Cam (large)	28	0	6	5	9	8	2	9	4	8	5	4	15	3	1	5	0	0	28	0	0
Canola	1	0	0	0	0	1	0	0	0	1	0	0	0	0	0	1	0	0	1	0	0
Corn/Sorghum	1164	178	237	231	292	226	237	529	123	174	101	139	428	425	71	101	108	126	930	0	0
Cotton	1045	71	191	189	308	286	143	541	124	155	82	46	348	508	71	72	71	163	811	0	0
Crop Rotations	67	9	16	4	14	24	11	30	2	16	8	11	16	28	5	7	3	9	55	0	0
Diagnostic	29	5	1	0	2	21	9	12	2	3	3	2	2	4	3	18	0	3	26	0	0
Forage Legumes	143	28	24	21	23	47	42	60	7	22	12	21	40	63	13	6	8	11	124	0	0
Forages	493	86	133	106	86	82	184	216	26	25	42	88	162	170	29	44	27	68	398	0	0
Fruits/Nuts	100	17	16	5	26	36	46	41	2	1	10	16	26	40	8	10	12	19	69	0	0

General Turf	3607	865	785	422	488	1047	981	1949	215	231	231	107	195	746	358	2201	47	232	3328	0	0
General Turf (large)	71	13	27	11	7	13	27	31	4	7	2	10	9	22	8	22	2	5	64	0	0
Home Garden	832	69	81	54	90	538	171	337	45	87	192	35	83	135	46	533	18	45	769	0	0
Home Orchards	324	44	52	37	27	164	112	132	10	37	33	31	49	58	29	157	7	27	290	0	0
Ornamentals	1261	173	196	106	203	583	471	540	75	73	102	45	83	216	86	831	23	75	1163	0	0
Ornamentals (large)	59	10	12	2	5	30	18	27	2	4	8	4	1	19	10	25	1	2	56	0	0
Roadside Turf	47	16	11	6	4	10	22	22	0	1	2	4	13	19	2	9	1	11	35	0	0
Small Grain	205	46	56	33	33	37	76	94	9	12	14	40	70	67	8	20	19	20	166	0	0
Soybeans/Peanuts	166	20	41	29	39	37	62	70	8	11	15	37	64	38	9	18	17	18	131	0	0
Speciality Turf	27	4	4	4	4	11	9	12	4	2	0	0	2	4	7	14	0	2	25	0	0
Temporary Grazing	31	3	7	8	4	9	15	13	1	1	1	5	7	9	7	3	5	1	25	0	0
Tobacco	2	0	2	0	0	0	0	1	0	0	1	0	2	0	0	0	0	0	2	0	0
Tobacco Bed	0	0	0	0	0	0	0	0	0	0	0	0	0	0	0	0	0	0	0	0	0
Tomato (Costal)	41	1	1	3	5	31	5	16	3	9	8	2	8	8	2	21	1	3	37	0	0
Tomato (Piedmont)	0	0	0	0	0	0	0	0	0	0	0	0	0	0	0	0	0	0	0	0	0
Trees	0	0	0	0	0	0	0	0	0	0	0	0	0	0	0	0	0	0	0	0	0
Truck Crops	366	34	42	29	78	183	93	161	22	39	51	42	65	109	42	108	21	40	305	0	0
Wildlife	1270	442	239	142	204	243	488	590	50	98	44	222	379	383	98	188	77	175	1018	0	0
Total	11661	2182	2214	1475	1989	3801	3330	5551	750	1032	998	924	2082	3119	935	4601	472	1082	10107	0	0

PIEDMONT

Crop	Total	P Ratings					K Ratings					Ca Ratings					Mg Ratings				
		L	M	S	H	E	L	M	S	H	E	L	M	S	H	E	L	M	S	H	E
Az/Rhod/Cam	144	50	32	15	11	36	10	55	23	26	30	4	9	35	14	82	1	14	129	0	0
Az/Rhod/Cam (large)	4	2	1	0	0	1	1	1	0	1	1	0	1	2	1	0	0	1	3	0	0
Canola	1	1	0	0	0	0	1	0	0	0	0	0	1	0	0	0	0	1	0	0	0
Corn/Sorghum	523	70	55	34	65	299	91	234	55	78	65	29	129	254	58	53	16	68	439	0	0
Cotton	285	42	53	26	47	117	47	135	27	46	30	9	68	142	36	30	9	39	237	0	0
Crop Rotations	33	3	19	7	2	2	2	27	2	2	0	0	4	26	2	1	0	0	33	0	0
Diagnostic	16	7	4	0	0	5	1	11	1	0	3	0	3	6	0	7	0	3	13	0	0
Forage Legumes	378	105	68	41	42	122	48	131	23	57	119	39	57	119	35	128	3	37	338	0	0
Forages	2489	654	502	245	297	791	478	961	189	305	556	134	458	1025	332	540	46	207	2236	0	0
Fruits/Nuts	139	47	16	9	23	44	20	68	8	17	26	16	33	52	9	29	2	21	116	0	0
General Turf	2564	874	676	291	286	437	132	952	407	531	542	97	325	929	338	875	32	255	2277	0	0
General Turf (large)	117	33	30	14	22	18	25	34	9	20	29	17	29	40	12	19	13	15	89	0	0
Home Garden	1404	197	193	110	145	759	84	448	118	227	527	46	134	278	100	846	20	95	1289	0	0
Home Orchards	415	165	85	46	34	85	46	155	41	65	108	36	103	131	28	117	21	53	341	0	0
Ornamentals	944	302	199	82	120	241	86	402	108	144	204	46	92	232	77	497	12	111	821	0	0
Ornamentals (large)	54	13	21	9	0	11	5	24	7	10	8	9	11	23	4	7	1	11	42	0	0
Roadside Turf	17	6	5	3	2	1	6	3	3	0	5	5	7	4	0	1	3	3	11	0	0
Small Grain	229	34	42	17	19	117	41	102	23	31	32	13	47	103	24	42	10	29	190	0	0
Soybeans/Peanuts	41	20	9	1	4	7	11	16	3	2	9	14	11	7	3	6	8	9	24	0	0
Speciality Turf	220	80	64	13	22	41	32	141	12	19	16	12	64	96	18	30	12	25	183	0	0
Temporary Grazing	250	59	54	12	21	104	62	94	9	37	48	10	41	113	30	56	6	10	234	0	0
Tobacco	0	0	0	0	0	0	0	0	0	0	0	0	0	0	0	0	0	0	0	0	0
Tobacco Bed	0	0	0	0	0	0	0	0	0	0	0	0	0	0	0	0	0	0	0	0	0
Tomato (Costal)	54	6	8	4	8	28	3	23	7	8	13	5	8	20	2	19	3	5	46	0	0
Tomato (Piedmont)	0	0	0	0	0	0	0	0	0	0	0	0	0	0	0	0	0	0	0	0	0
Trees	7	4	3	0	0	0	5	2	0	0	0	0	4	3	0	0	0	0	7	0	0
Truck Crops	221	37	36	11	33	104	17	101	21	34	48	17	52	79	26	47	5	25	191	0	0
Wildlife	1128	498	270	123	97	140	228	643	88	86	83	97	334	489	93	115	30	141	957	0	0
Total	11677	3309	2445	1113	1300	3510	1482	4763	1184	1746	2502	655	2025	4208	1242	3547	253	1178	10246	0	0

SANDHILL

P Ratings **K Ratings** **Ca Ratings** **Mg Ratings**

Crop	Total	L	M	S	H	E	L	M	S	H	E	L	M	S	H	E	L	M	S	H	E
Az/Rhod/Cam	76	18	21	9	2	26	22	39	3	3	9	6	8	26	3	33	1	5	70	0	0
Az/Rhod/Cam (large)	0	0	0	0	0	0	0	0	0	0	0	0	0	0	0	0	0	0	0	0	0
Canola	0	0	0	0	0	0	0	0	0	0	0	0	0	0	0	0	0	0	0	0	0
Corn/Sorghum	328	65	45	33	47	138	104	121	19	46	38	36	83	114	33	62	33	59	236	0	0
Cotton	421	41	74	65	108	133	61	203	60	60	37	32	122	140	20	107	30	86	305	0	0
Crop Rotations	58	2	6	2	19	29	1	33	5	12	7	3	5	20	1	29	1	3	54	0	0
Diagnostic	26	12	6	2	2	4	11	10	0	0	5	7	5	10	1	3	5	3	18	0	0
Forage Legumes	87	34	16	5	7	25	39	31	5	5	7	23	23	28	7	6	14	12	61	0	0
Forages	961	245	198	127	128	263	486	303	30	68	74	181	265	314	82	119	61	125	775	0	0
Fruits/Nuts	76	13	22	6	13	22	20	41	6	2	7	11	35	19	2	9	5	3	68	0	0
General Turf	5535	2262	1625	697	533	418	1428	3034	422	408	243	233	905	2376	863	1158	191	473	4871	0	0
General Turf (large)	64	22	32	6	2	2	19	43	2	0	0	8	19	29	4	4	5	7	52	0	0
Home Garden	678	85	85	52	75	381	224	243	29	56	126	55	83	137	45	358	28	50	600	0	0
Home Orchards	281	78	74	31	27	71	130	105	10	11	25	82	56	66	16	61	54	33	194	0	0
Ornamentals	713	166	161	82	72	232	247	274	20	46	126	61	86	152	58	356	30	62	621	0	0
Ornamentals (large)	10	1	3	1	0	5	3	4	0	2	1	0	1	2	0	7	0	0	10	0	0
Roadside Turf	52	20	18	6	6	2	26	14	0	4	8	5	15	18	4	10	8	8	36	0	0
Small Grain	92	10	17	8	15	42	35	42	1	3	11	8	18	40	9	17	4	8	80	0	0
Soybeans/Peanuts	61	14	8	7	14	18	36	22	2	1	0	8	9	17	5	22	12	16	33	0	0
Speciality Turf	142	60	33	23	18	8	56	78	7	0	1	25	52	53	9	3	24	17	101	0	0
Temporary Grazing	40	15	13	2	2	8	15	18	2	1	4	6	8	14	7	5	2	5	33	0	0
Tobacco	3	1	0	0	1	1	0	1	1	1	0	0	1	1	0	1	0	1	2	0	0
Tobacco Bed	0	0	0	0	0	0	0	0	0	0	0	0	0	0	0	0	0	0	0	0	0
Tomato (Costal)	33	5	4	3	6	15	11	15	1	1	5	2	5	8	1	17	1	2	30	0	0
Tomato (Piedmont)	0	0	0	0	0	0	0	0	0	0	0	0	0	0	0	0	0	0	0	0	0
Trees	13	9	2	0	1	1	6	7	0	0	0	3	9	0	1	0	2	3	8	0	0
Truck Crops	871	62	48	31	121	609	254	452	42	44	79	46	212	340	101	172	29	65	777	0	0
Wildlife	1018	417	307	101	101	92	497	379	32	58	52	267	321	313	52	65	100	111	807	0	0
Total	11639	3657	2818	1299	1320	2545	3731	5512	699	832	865	1108	2346	4237	1324	2624	640	1157	9842	0	0

Table 7. Samples Analyzed According to Zn, Mn, and B Levels by Crop Group and Soil Type.

Crop	Total	COSTAL PLAINS							
		Zn(lbs/A)		Mn (lbs/A)		B (lbs/A)			
		<1.6	>=1.6	<6.0	>=6.0	0-0.1	0.1-0.5	0.5-1.0	>=1.0
Az/Rhod/Cam	63	1	62	1	62	3	35	19	6
Az/Rhod/Cam (large)	1	0	1	0	1	0	0	0	1
Canola	2	0	2	0	2	0	2	0	0
Corn/Sorghum	3770	36	3734	6	3764	519	2528	705	18
Cotton	4373	48	4325	13	4360	522	3018	804	29
Crop Rotations	168	1	167	0	168	17	134	17	0
Diagnostic	57	3	54	1	56	23	27	2	5
Forage Legumes	60	6	54	0	60	7	43	6	4
Forages	716	16	700	3	713	201	422	86	7
Fruits/Nuts	91	1	90	1	90	6	61	18	6
General Turf	896	24	872	12	884	120	525	189	62
General Turf (large)	40	0	40	0	40	3	28	9	0
Home Garden	583	13	570	3	580	61	243	120	159
Home Orchards	189	3	186	5	184	24	87	44	34
Ornamentals	428	6	422	2	426	53	225	95	55
Ornamentals (large)	29	0	29	0	29	1	21	4	3
Roadside Turf	0	0	0	0	0	0	0	0	0
Small Grain	214	1	213	0	214	26	168	19	1
Soybeans/Peanuts	878	16	862	6	872	188	527	159	4
Speciality Turf	36	3	33	0	36	2	26	7	1
Temporary Grazing	72	3	69	0	72	18	47	7	0
Tobacco	22	1	21	0	22	7	13	2	0

Tobacco Bed	14	1	13	0	14	3	10	1	0
Tomato (Costal)	54	2	52	0	54	8	20	16	10
Tomato (Piedmont)	0	0	0	0	0	0	0	0	0
Trees	1	0	1	0	1	0	1	0	0
Truck Crops	385	3	382	0	385	86	210	59	30
Wildlife	425	43	382	3	422	104	287	32	2
Total	13567	231	13336	56	13511	2002	8708	2420	437

LOWER COSTAL PLAINS

Crop	Total	Zn(lbs/A)		Mn (lbs/A)		B (lbs/A)			
		<1.6	>=1.6	<6.0	>=6.0	0-0.1	0.1-0.5	0.5-1.0	>=1.0
		I	S	I	S				
Az/Rhod/Cam	282	25	257	21	261	17	74	75	116
Az/Rhod/Cam (large)	28	0	28	4	24	0	11	8	9
Canola	1	0	1	0	1	0	0	1	0
Corn/Sorghum	1164	67	1097	26	1138	257	750	117	40
Cotton	1045	21	1024	6	1039	142	755	143	5
Crop Rotations	67	5	62	2	65	7	53	4	3
Diagnostic	29	1	28	1	28	6	9	4	10
Forage Legumes	143	9	134	0	143	17	103	18	5
Forages	493	17	476	10	483	112	295	60	26
Fruits/Nuts	100	5	95	0	100	13	71	12	4
General Turf	3607	114	3493	77	3530	146	1000	1313	1148
General Turf (large)	71	2	69	3	68	3	38	19	11
Home Garden	832	18	814	8	824	45	211	158	418
Home Orchards	324	6	318	4	320	22	116	98	88
Ornamentals	1261	46	1215	68	1193	54	290	404	513
Ornamentals (large)	59	1	58	1	58	4	18	20	17
Roadside Turf	47	8	39	5	42	7	32	6	2
Small Grain	205	15	190	4	201	36	137	13	19
Soybeans/Peanuts	166	9	157	7	159	55	81	27	3
Speciality Turf	27	0	27	1	26	0	8	12	7
Temporary Grazing	31	2	29	0	31	6	21	2	2
Tobacco	2	0	2	0	2	2	0	0	0
Tobacco Bed	0	0	0	0	0	0	0	0	0
Tomato (Costal)	41	0	41	1	40	5	12	12	12
Tomato (Piedmont)	0	0	0	0	0	0	0	0	0
Trees	0	0	0	0	0	0	0	0	0
Truck Crops	366	12	354	8	358	56	175	67	68
Wildlife	1270	172	1098	46	1224	285	746	206	33
Total	11661	555	11106	303	11358	1297	5006	2799	2559

PIEDMONT

Crop	Total	Zn(lbs/A)		Mn (lbs/A)		B (lbs/A)			
		<1.6	>=1.6	<6.0	>=6.0	0-0.1	0.1-0.5	0.5-1.0	>=1.0
		I	S	I	S				
Az/Rhod/Cam	144	1	143	0	144	6	37	49	52
Az/Rhod/Cam (large)	4	0	4	0	4	0	2	1	1
Canola	1	0	1	0	1	0	1	0	0
Corn/Sorghum	523	5	518	2	521	48	280	172	23
Cotton	285	2	283	0	285	17	159	90	19
Crop Rotations	33	0	33	0	33	0	18	14	1
Diagnostic	16	0	16	0	16	0	5	9	2
Forage Legumes	378	12	366	1	377	17	146	147	68
Forages	2489	78	2411	3	2486	113	1196	937	243
Fruits/Nuts	139	4	135	4	135	5	78	42	14
General Turf	2564	37	2527	4	2560	95	1152	998	319
General Turf (large)	117	2	115	0	117	5	62	40	10
Home Garden	1404	16	1388	2	1402	30	361	337	676

Home Orchards	415	13	402	0	415	15	191	120	89
Ornamentals	944	15	929	0	944	31	306	299	308
Ornamentals (large)	54	1	53	0	54	5	20	29	0
Roadside Turf	17	2	15	0	17	4	11	2	0
Small Grain	229	4	225	1	228	11	116	85	17
Soybeans/Peanuts	41	4	37	0	41	4	24	11	2
Speciality Turf	220	3	217	0	220	6	133	68	13
Temporary Grazing	250	5	245	1	249	6	123	88	33
Tobacco	0	0	0	0	0	0	0	0	0
Tobacco Bed	0	0	0	0	0	0	0	0	0
Tomato (Costal)	54	1	53	0	54	4	23	13	14
Tomato (Piedmont)	0	0	0	0	0	0	0	0	0
Trees	7	0	7	0	7	0	6	1	0
Truck Crops	221	2	219	1	220	6	113	76	26
Wildlife	1128	86	1042	5	1123	109	683	262	74
Total	11677	293	11384	24	11653	537	5246	3890	2004

SANDHILL

Crop	Total	Zn(lbs/A)		Mn (lbs/A)		B (lbs/A)			
		<1.6	>=1.6	<6.0	>=6.0	0-0.1	0.1-0.5	0.5-1.0	>=1.0
		I	S	I	S				
Az/Rhod/Cam	76	0	76	0	76	2	36	21	17
Az/Rhod/Cam (large)	0	0	0	0	0	0	0	0	0
Canola	0	0	0	0	0	0	0	0	0
Corn/Sorghum	328	10	318	10	318	67	185	51	25
Cotton	421	2	419	1	420	54	245	109	13
Crop Rotations	58	0	58	1	57	2	23	30	3
Diagnostic	26	2	24	1	25	3	16	3	4
Forage Legumes	87	2	85	1	86	17	60	9	1
Forages	961	48	913	10	951	217	570	141	33
Fruits/Nuts	76	5	71	4	72	13	44	11	8
General Turf	5535	48	5487	38	5497	448	2905	1781	401
General Turf (large)	64	2	62	5	59	12	44	8	0
Home Garden	678	12	666	9	669	76	210	165	227
Home Orchards	281	25	256	24	257	56	144	42	39
Ornamentals	713	10	703	11	702	56	264	181	212
Ornamentals (large)	10	0	10	0	10	0	3	0	7
Roadside Turf	52	4	48	1	51	10	32	8	2
Small Grain	92	1	91	0	92	18	39	16	19
Soybeans/Peanuts	61	5	56	9	52	8	49	1	3
Speciality Turf	142	4	138	11	131	29	106	6	1
Temporary Grazing	40	1	39	1	39	8	26	4	2
Tobacco	3	0	3	0	3	0	3	0	0
Tobacco Bed	0	0	0	0	0	0	0	0	0
Tomato (Costal)	33	0	33	0	33	5	11	3	14
Tomato (Piedmont)	0	0	0	0	0	0	0	0	0
Trees	13	3	10	1	12	7	6	0	0
Truck Crops	871	9	862	7	864	125	398	213	135
Wildlife	1018	112	906	19	999	288	515	196	19
Total	11639	305	11334	164	11475	1521	5934	2999	1185

Table 8. Samples Analyzed for sulfate sulfur.

Top Soils Samples S(lbs/A)			Sub Soil Samples S(lbs/A)		
<20	>=20	Total	<40	>=40	Total
217 (69.11%)	97 (30.89%)	314	0 (.%)	0 (.%)	0

Table 9. Total Samples Calculated According to Cation Exchange Capacity (CEC) Values by Soil Type.

CEC (meq/100g)

	0-2	2-5	>5
COSTAL PLAINS	99	3948	2951
LOWER COSTAL PLAINS	37	2184	6230
PIEDMONT	19	1578	6760
SANDHILL	117	3162	5785

Table 10. Total Samples Calculated According to Percent Base Saturation Values by Soil Type.

	% Base Saturation		
	<33%	34-65%	>66%
COSTAL PLAINS	306	3323	3346
LOWER COSTAL PLAINS	431	2754	5230
PIEDMONT	313	3298	4724
SANDHILL	447	3196	5396

Table 11. Total Analyses

Analysis	Total
Standard Soil Test	44660
Organic Matter	1637
Nitrate Nitrogen	942
Soluble Salts	284
Extractable Sulfate Sulfur	314
pH Only	31
Pond Bottom	33
Shrimp Pond	0
Soilless Mixes	37
Bulk Density	58

Table 12. Table 12. Total per Crop Analyzed for County and Account Samples.

CropName	Num Samples
Agronomic Crops	
050 - Alfalfa	0
005 - Annual Legume/Sum Grass	93
006 - Annual Legume/Win Grass	99
007 - Annual Legumes	99
033 - Bahiagrass Pasture	454
036 - Bermuda/Bahiagrass-Hay	778
034 - Bermudagrass Pasture	920
035 - Bermudagrass, Estab.	104
104 - Canola	6
010 - Common Lespedeza	0
023 - Corn for Silage	0
021 - Corn in Rotation	77
C100 - Corn, Grain - 100 bu/A	77
C105 - Corn, Grain - 105 bu/A	0
C110 - Corn, Grain - 110 bu/A	0
C115 - Corn, Grain - 115 bu/A	0
C120 - Corn, Grain - 120 bu/A	456
C125 - Corn, Grain - 125 bu/A	0
C130 - Corn, Grain - 130 bu/A	29
C135 - Corn, Grain - 135 bu/A	0
C140 - Corn, Grain - 140 bu/A	128
C145 - Corn, Grain - 145 bu/A	0
C150 - Corn, Grain - 150 bu/A	929
C155 - Corn, Grain - 155 bu/A	0
C160 - Corn, Grain - 160 bu/A	124
C165 - Corn, Grain - 165 bu/A	0
C170 - Corn, Grain - 170 bu/A	12
C175 - Corn, Grain - 175 bu/A	0
C180 - Corn, Grain - 180 bu/A	308

C185 - Corn, Grain - 185 bu/A	0
C190 - Corn, Grain - 190 bu/A	1
C195 - Corn, Grain - 195 bu/A	0
C200 - Corn, Grain - 200 bu/A	182
C205 - Corn, Grain - 205 bu/A	0
C210 - Corn, Grain - 210 bu/A	0
C215 - Corn, Grain - 215 bu/A	0
C220 - Corn, Grain - 220 bu/A	32
C225 - Corn, Grain - 225 bu/A	0
C230 - Corn, Grain - 230 bu/A	2
C235 - Corn, Grain - 235 bu/A	0
C240 - Corn, Grain - 240 bu/A	46
C245 - Corn, Grain - 245 bu/A	0
C250 - Corn, Grain - 250 bu/A	469
C255 - Corn, Grain - 255 bu/A	0
C260 - Corn, Grain - 260 bu/A	0
C265 - Corn, Grain - 265 bu/A	0
C270 - Corn, Grain - 270 bu/A	0
C275 - Corn, Grain - 275 bu/A	0
C280 - Corn, Grain - 280 bu/A	0
C285 - Corn, Grain - 285 bu/A	0
C290 - Corn, Grain - 290 bu/A	0
C295 - Corn, Grain - 295 bu/A	0
C300 - Corn, Grain - 300 bu/A	0
C80 - Corn, Grain - 80 bu/A	150
C85 - Corn, Grain - 85 bu/A	0
C90 - Corn, Grain - 90 bu/A	0
C95 - Corn, Grain - 95 bu/A	0
001 - Cotton - Dryland	2023
002 - Cotton - Irrigated	1219
C1100 - Cotton 1100 lbs/A	0
C1200 - Cotton 1200 lbs/A	0
C1300 - Cotton 1300 lbs/A	0
C1400 - Cotton 1400 lbs/A	0
C1500 - Cotton 1500 lbs/A	0
C1600 - Cotton 1600 lbs/A	0
C1700 - Cotton 1700 lbs/A	0
C1800 - Cotton 1800 lbs/A	0
C1900 - Cotton 1900 lbs/A	0
C2000 - Cotton 2000 lbs/A	0
C600 - Cotton 600 lbs/A	0
C700 - Cotton 700 lbs/A	0
C800 - Cotton 800 lbs/A	0
C900 - Cotton 900 lbs/A	0
049 - Fescue Hay	0
031 - Fescue,CoolSeasonPasture	1263
025 - Grain Sorghum	126
037 - Grass-Clover Pasture	37
419 - Hemp	37
032 - Orchardgrass	34
008 - Peanuts	286
P1000 - Peanuts 1000 lbs/A	0
P1500 - Peanuts 1500 lbs/A	0
P2000 - Peanuts 2000 lbs/A	0
P2500 - Peanuts 2500 lbs/A	0
P3000 - Peanuts 3000 lbs/A	0
P3500 - Peanuts 3500 lbs/A	0
P4000 - Peanuts 4000 lbs/A	0
P4500 - Peanuts 4500 lbs/A	0
P5000 - Peanuts 5000 lbs/A	0
P5500 - Peanuts 5500 lbs/A	0
P6000 - Peanuts 6000 lbs/A	0

009 - Perennial Peanuts	0
012 - Rice, Upland Irrigated	22
011 - Sericea Lespedeza	25
003 - Sesame	6
029 - Small Grain	650
030 - Small Grain in Rotation	99
097 - Small Grain Silage	35
024 - Sorghum for Silage	51
S100 - Soybeans 100 bu/A	0
S15 - Soybeans 15 bu/A	0
S20 - Soybeans 20 bu/A	0
S25 - Soybeans 25 bu/A	0
S30 - Soybeans 30 bu/A	53
S35 - Soybeans 35 bu/A	0
S40 - Soybeans 40 bu/A	494
S45 - Soybeans 45 bu/A	0
S50 - Soybeans 50 bu/A	190
S55 - Soybeans 55 bu/A	0
S60 - Soybeans 60 bu/A	77
S65 - Soybeans 65 bu/A	0
S70 - Soybeans 70 bu/A	3
S75 - Soybeans 75 bu/A	0
S80 - Soybeans 80 bu/A	48
S85 - Soybeans 85 bu/A	0
S90 - Soybeans 90 bu/A	0
S95 - Soybeans 95 bu/A	0
019 - Soybeans/Sorghum-Silage	38
027 - Sugarcane	5
028 - Sunflowers	199
026 - Sweet Sorghum	7
039 - Temp Annual Graze-Sum	87
038 - Temp Annual Graze-Winter	99
099 - Tobacco	13
T1500 - Tobacco 1500 lbs/A	0
T2000 - Tobacco 2000 lbs/A	0
T2500 - Tobacco 2500 lbs/A	0
T3000 - Tobacco 3000 lbs/A	0
T3500 - Tobacco 3500 lbs/A	0
T4000 - Tobacco 4000 lbs/A	0
098 - Tobacco Bed	13
Truck Crops	
051 - Asparagus, Establishment	8
066 - Asparagus, Maintenance	8
060 - Beets	21
061 - Broccoli	10
120 - Brussel Sprouts	10
062 - Cabbage	10
052 - Cantaloupes (bareground)	10
132 - Cantaloupes (plasticulture)	3
063 - Carrots	2
079 - Cauliflower	0
064 - Collards	220
053 - Cucumbers (bareground)	13
133 - Cucumbers (plasticulture)	3
065 - Eggplant (bareground)	3
134 - Eggplant (plasticulture)	6
126 - English Pea	6
067 - Green Onions	53
072 - Greens	189
095 - Irish Potatoes (clay)	189
122 - Leek	2
054 - Lettuce	6

055 - Lima Beans	6
121 - Mustard	14
056 - Okra	33
068 - Onions	10
127 - Parsley	53
125 - Parsnip	0
069 - Pepper (bareground)	0
131 - Pepper (plasticulture)	11
070 - Pole Beans	8
014 - Pumpkins	24
130 - Radish	18
124 - Rutabaga	2
057 - Snapbeans	12
073 - Southern Peas	32
071 - Spinach	7
058 - Squash (winter)	5
129 - Summer Squash	62
075 - Sweet Corn	62
076 - Sweet Potatoes	77
078 - Tomato (bareground)	77
128 - Tomatoes (plasticulture)	147
123 - Turnips	21
059 - Watermelons	80
Fruit and Nut Crops	
080 - Apples	80
082 - Blueberries(acre)	82
084 - Grapes(Bunch/Muscadine)	46
013 - Kiwi	46
085 - Nectarines	1
086 - Peaches	130
081 - Pears	130
088 - Pecans	73
087 - Plums	4
074 - Strawberries(acre)	83
Golf Course, and Other Turf Crops	
040 - Athletic Fields	224
042 - Bentgrass Golf Green(acre)	7
111 - Bentgrass Golf Green(sq ft)	5
043 - BermudaGolfGrn/Tee(acre)	152
106 - Carpetgrass(acre-clay)	0
107 - Centipedegrass(acre-clay)	65
112 - CoolSeasonGrsmaint(acre)	65
041 - Golf Fairway	44
045 - Roadside Turf Estab.	78
046 - Roadside Turf Maint.	78
105 - StAugustineGrs	78
113 - Turf Establishment(acre)	78
114 - WarmSeasonGrsmaint(acre)	139
Nurseries	
108 - Annual Flowers/Roses(acre)	139
109 - Azalea,Rhod,Camellia(acre)	139
110 - Perennial Flowers(acre)	139
117 - Shrubs(acre)	139
Wildlife	
140 - DoveField,Corn/Sorghum	326
141 - DoveField,Sunflower	326
142 - Fall Deer, Alfalfa	41
143 - Fall Deer, ForageChicory	85
144 - FallDeerMix, Brassicas	272
147 - FallDeerMix, Legumes	114
145 - FallDeerMix,AnnualGrs	114
146 - FallDeerMix,Grs/Clover	284

103 - Grass/Legume-Wildlife	284
101 - Grasses for Wildlife	284
102 - Legumes for Wildlife	209
Trees	
092 - Christmas Trees	25
Homeowner	
017 - Annual Flowers/Roses(sq ft)	25
205 - Apple Trees	82
096 - Azalea,Rhod,Camellia(sq ft)	353
118 - BermudaGolfGrn/Tee(sq ft)	155
202 - Blackberries	66
203 - Blueberries(sq ft)	282
093 - Carpetgrass(sq ft)	282
094 - Centipedegrass(sq ft)	282
044 - CoolSeasonGrsmaint(sq ft)	282
206 - Fig Trees	35
204 - Grapes	65
090 - Home Garden (Inorganic)	4617
091 - Home Garden (Organic)	4617
018 - Ornamental/Shade Trees	4617
212 - Palm Trees	85
208 - Peach Trees	151
207 - Pear Trees	28
210 - Pecan Trees	123
016 - Perennial Flowers(sq ft)	615
211 - Pine Trees	56
209 - Plum Trees	16
015 - Shrubs(sq ft)	904
119 - St. Augustinegrass(sq ft)	1110
201 - Strawberries(sq ft)	61
047 - Turf Establishment(sq ft)	378
048 - WarmSeasonGrsmaint(sq ft)	378

This document was generated on 1/19/2023 2:53:22 PM.