TRANSFERMATION

Information for Newly Accepted Transfer Students

Congratulations on your acceptance to Clemson University! My name is Mickayla Crumley, and I serve as the Associate Director for Transfer Programs at Clemson. My job is to assist all incoming transfer students both during and after their transition to Clemson. I am excited to work alongside you as you embark on your transfer experience.

You are now a part of the Clemson Family, which offers you exclusive leadership, networking and learning opportunities. I hope you take the initiative to get involved on campus, whether it is a continuation of your involvement at your previous institution or trying something new. There is a place for each of you to showcase creativity, innovation, leadership and academic success. If you are not sure how to get started, contact transfer programs. We have a dedicated team of advising professionals to ensure a smooth transition to campus and to connect you to available resources.

Please review the following information to jump-start your transition to Clemson. TransferMation, Clemson's checklist for new transfer students, is included in this brochure. It contains information you need as you prepare to enroll at Clemson, including financial aid and tuition payment deadlines, immunization requirements, Orientation dates, residency status and/or military benefits, transfer policies and more.

Plan to complete New Student Orientation, required for all incoming students planning to enroll for Fall 2024. The Orientation website, *go.tig.rs/orientation24*, provides detailed steps on how to complete New Student Orientation. After signing up and going through our Virtual Orientation platform, you will meet with an adviser and register for Fall courses.

I look forward to meeting you on campus. If you have questions or need additional information at any time, please contact me for assistance.

Follow us on Instagram *@CUTransfers.*

Visit our website at *clemson.edu/academics/programs/transfer.*

Inside

Orientation, Registration, Email, Laptops, Transfer Credit, Placement Tests and Housing 2

Costs, Student Loans and Payment Deadlines..... 5

Campus Map 6

Checklist..... 9

Get Connected at Clemson..... 10

Clemson Transfer Credit Policies 11

Key Contact Information 12

Welcome to the Clemson Family!

Best Regards,

Mickayla Crumley

Mickayla Crumley
Associate Director, Transfer Programs
Office of Undergraduate Studies
111 Vickery Hall
864-656-6256
mickayc@clemson.edu

Frequently Asked Questions about

ORIENTATION, REGISTRATION, EMAIL, LAPTOPS, TRANSFER CREDIT, PLACEMENT TESTS AND HOUSING

When is the Transfer Orientation session for Fall 2024 students?

The New Student Orientation program will consist of virtual elements followed by an optional in-person experience. Academic advising will occur virtually. Orientation sign-ups will open on May 15, and you will sign up through the Admitted Student Portal. All incoming transfer students are required to sign up for the Virtual Orientation session and pay the Student Transition and Support fee (nonrefundable). Visit *go.tig.rs/orientation24* for up-to-date information regarding registration, available sessions and detailed schedule of events.

You will register for classes virtually on either June 21st, July 18th or July 19th.Before registering for classes, you are required to complete the Virtual Orientation modules. Once you have completed the modules, you'll meet with an academic adviser to review your transfer matriculation summary and receive advising. Visit *go.tig.rs/orientation24* for more information.

How do I obtain my Clemson username and set up my password?

All new students are assigned a Clemson username. Follow these steps to obtain your username and set up your password: 1) Go to myusername.clemson.edu; 2) enter your Clemson CUID (C number) and the username activation code available in your admissions portal; and 3) follow instructions to create a secure password. When creating your password, be sure to create one you can remember, and do not share it with anyone. Once you complete these steps, you will need to completely close your browser before logging in to Clemson's iROAR web portal.

What is iROAR? How do I log in?

iROAR is Clemson's student information system for all enrolled students. To log in to the iROAR web portal, you will need your Clemson username and password. In the iROAR portal (clemson.edu/iroar), you can apply for on-campus housing (if available for Fall 2024), check your financial aid status and set up your official email account. Your Clemson email contains your username (username@clemson.edu). If you have trouble using your username or password, contact the CCIT Help Desk at 864-656-3494.

How does email work at Clemson? Can I check my Clemson email account at home?

Email is the primary form of communication at Clemson. You can access your Clemson email from anywhere with an internet connection. Please check your Clemson email daily. You will automatically receive a Microsoft Exchange Online mailbox (365.clemson. edu) as a new student. The creation process for this mailbox starts after you receive your admissions decision, so it may take up to two business days for your mailbox to be ready. Your username will be your full Clemson username@clemson.edu. Your password will be the same one you previously set during onboarding. Visit ccit.clemson.edu/support/ new-to-clemson/ email/ for more information.

What is the Admitted Student Portal?

Your Admitted Student Portal contains important information and next steps for enrolling at Clemson University. We encourage you to visit this portal often for updates about transcripts, Orientation and enrollment tasks, to pay your enrollment deposit and more. Access the portal by going to *admissions.clemson.edu/portal/enrolling*.

Why is it important to complete the health requirements?

If you fail to comply with Clemson's immunization requirements, you may have a registration block placed on your student record and may be subject to a late fee.

Also, uploading your insurance cards to MyHealth-e allows Student Health Services staff to have your information on file, making it easier to check out when you visit Redfern. If you have any questions, please contact the Student Health Services' health information department at 864-656-2234.

Do I need a laptop? How do I sign up for a laptop workshop?

All new Clemson students are required to have a laptop. Visit *clemson.edu/laptop* for information on laptop requirements and specifications, laptop workshops and ordering one of the recommended laptops.

What is CU 1000?

CU 1000 is a zero-credit, pass/no-pass course that all new Clemson students are required to complete during their first semester of enrollment. This course — which starts the first day of classes — introduces new students to Clemson's student success resources and community standards and values. CU 1000 is a hybrid course, which means that some modules are completed online while others require in-person attendance. Course assignments are completed and submitted in Canvas, Clemson's online learning management system. For more information about CU 1000, go to *clemson.edu/asc/cu1000.html*.

How does Clemson determine which courses will transfer?

The Office of Admissions evaluates and starts the process of credit evaluation from other institutions. Final approval for use of your transferable credits in a particular degree program is determined by your academic adviser or academic department.
Use Clemson's Transfer Course Equivalency List (TCEL) to determine which courses transfer to Clemson, clemson.edu/admissions/undergraduate-admissions/tcel.html. If you have a question about how a course has been evaluated, you may contact the department responsible for teaching that course after enrolling at Clemson. A course description or syllabus will be required for further review from the department. For more information about a course evaluation, you should talk to your major academic adviser regarding next steps and visit clemson.edu/registrar/student-menu/student-records/course-substitution.html.

There are courses on my transfer matriculation summary that are indicated as "ELEC 0001" or subject-area credits "1999-4999." What does this mean? Will I get credit toward my degree program for an "ELEC 0001" or a subject-area "1999-4999" course?

Clemson reviews all previous coursework a student submits and determines the transferability of the courses. The courses completed at another college or university that are determined transferable will come in as either 1) an exact Clemson course equivalent, 2) as ELEC 0001 or 3) subject-area credit (1999, 2999, 3999 or 4999). Students bringing in transferable courses for which there are no Clemson course equivalents will be awarded ELEC 0001 or subject-area 1999-4999 credit.

Students are strongly encouraged to bring the course description and syllabus for any course listed as ELEC 0001 or as subject-area credit (1999, 2999, 3999 or 4999) when they meet with an academic adviser. Students will have the opportunity to review these courses with their adviser and discuss the possibility of course substitutions. If you have questions or need assistance, please contact Mickayla Crumley at mickayc@clemson.edu in the Office of Undergraduate Learning, Vickery Hall 111.

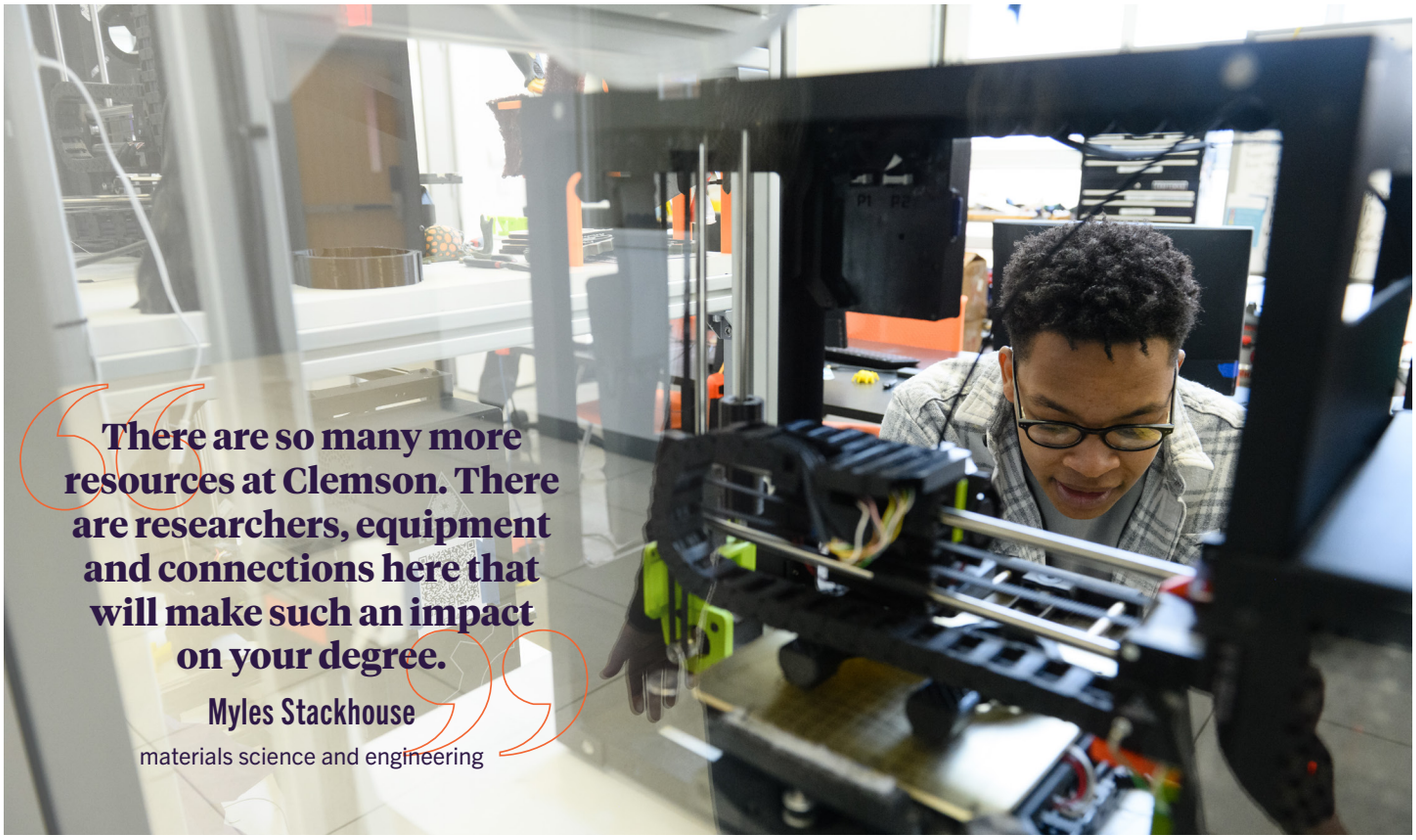

> **There are so many more resources at Clemson. There are researchers, equipment and connections here that will make such an impact on your degree.**
>
> Myles Stackhouse
>
> materials science and engineering

I already have math credit from another institution. Do I have to take the Clemson Math Placement Test (CMPT)? Can I use a math course completed at my previous institution to meet a course prerequisite? What if the math course(s) is (are) not listed on my academic record at the beginning of the semester?

For new transfer students with AP/IB or transfer credit, please visit the CMPT website, *mthsc.clemson.edu/CMPT*, for a list of introductory mathematics and statistics courses and their prerequisites. If it is necessary for you to take the CMPT, know the CMPT may be taken up to four times and must be taken on a computer with a webcam for online proctoring software. To view details, visit *mthsc.clemson.edu/CMPT*.

I did not get accepted into my first choice of degree program (major). What do I do? To whom do I talk?

When applying to Clemson, students are required to list a first and second choice of academic program (major). Due to enrollment limitations and other requirements, some students are admitted to their second choice. If you are interested in changing your academic program, you may request a change in your Clemson admissions portal. Please note that if you were not admitted to your first choice major, you will not be able to request that major in your portal. Open enrollment majors will be listed.

If you wish to change your academic program after enrolling at Clemson, please contact a departmental representative for the academic program in which you are interested to obtain the current change-of-academic-program requirements.

How do I take the Modern Language Placement Test?

The Modern Language Placement Test is available online. For complete details and a link to the online test, go to clemson.edu/cah/academics/languages/resources/.

What is Canvas?

Canvas is a cloud-based learning management system. Canvas replaces Blackboard as the web-based platform used by instructors to post course syllabi and content materials. Students interact with Canvas daily to engage in assignments and class discussions and to utilize other online features available.

What is my.Clemson app?

The *my.Clemson* app is helpful for new students as they learn their way around the Clemson campus. The *my.Clemson* app features an interactive campus map with 1) parking lots, 2) bus or transit routes, 3) a complete directory of campus facilities including hours of operation and 4) dining hall locations and other on-campus dining options. You will also be able to access Canvas and iROAR and find available computer labs on campus. New students will find the interactive features a plus as they are learning about campus landmarks and navigating the transit bus system. You can find the app in the Apple Store, Google Play and online at *my.clemson.edu*.

2023 TRANSFER PROFILE

3,865 APPLIED

2,045 ACCEPTED

1,513 ENROLLED

What are my housing options?

Information regarding on- and off-campus housing options for incoming transfer students, visit *housing.clemson.edu* and/or *clemsonoffcampus.com*. Questions? Contact *clemsonhome@clemson.edu*.

How can I learn more about using my veterans benefits while I am enrolled at Clemson?

To learn about military benefits and the Section 702 Veterans Choice Act, visit *clemson.edu/registrar/veterans*.

Frequently Asked Questions about
COSTS, STUDENT LOANS AND PAYMENT DEADLINES

What are the total costs for tuition, housing, books and a laptop?

For estimated costs of attendance, visit *clemson.edu/financial-aid/cost*.

How do I check on the status of my financial aid, student loans and scholarships?

To check the status of your financial aid, which includes any need-based aid, student loans and scholarships, log in to iROAR (*clemson.edu/iroar*). Click on the "Financial Aid" tab and then "My Financial Aid (iROAR)" to access your financial aid information for the 2024-2025 aid year. This page allows students to review their financial aid offer, unsatisfied requirements, award history and other general financial aid information.

I am using a student loan at my current school. How do I transfer that loan to Clemson?

Your student loan does NOT automatically transfer with you. You must go to *studentaid.gov* and change your school designation code to Clemson's code, which is 003425. You must also contact your former school or lender to cancel any future disbursements. Clemson participates in the Federal Direct Loan for students and the Federal Direct PLUS Loan for parents. Previous borrowers must sign a new master promissory note. Contact the Office of Student Financial Aid to check on your loan status by emailing *finaid@clemson.edu* or calling 864-656-2280.

I am a sophomore/junior now. How much will my Federal Direct Loan amount be? How can I request additional loan monies based on my total credit hours?

Federal Direct Loans are automatically processed at the freshman award level (29 or fewer credits) for all new transfer students. If you will be transferring more than 30 credits, email *finaid@clemson.edu* to request an increase in your loan amount based on the number of credits you will be transferring to Clemson.

Does Clemson offer payment plans?

Yes. Clemson offers payment plans as an option to satisfy tuition and fees. Students complete payment plan enrollment via iROAR. Enrollment in a payment plan must be done prior to the payment due date. To review plan options, visit *clemson.edu/*sfs/

How do I pay my bill?

You may use one of the following methods:

- Pay online with an e-check. An e-check is the preferred method of payment, and it is offered at no additional processing fee. An e-check is a direct draft from your checking account that is applied instantly to your tuition bill. The e-check payment option is available in iROAR.
- Pay online with VISA, Mastercard, Discover or American Express. At the time of the transaction, a 2.95% non-refundable service fee will be assessed for domestic credit/debit cards and a 4.25% non-refundable service fee will be assessed for international credit/debit cards. Credit card payments must be processed in iROAR and are not accepted in person.
- Mail a check or money order to Student Financial Services, G08 Sikes Hall, Clemson, SC 29634-5307.
- Sign up for a tuition payment plan.
- Visit clemson.edu/sfs to view due dates and important student bill information.

A $150 late fee will be added to a student's account if tuition and fees have not been satisfied by the due date. Visit *clemson. edu/sfs*. Please plan accordingly and mail early.

When will my tuition bill for Fall 2024 be available? Where can I find it?

Fall bills will be available mid-to-late July or immediately after the student registers for classes if registration occurs after initial bill opening. Fall bills are due on August 15, 2024. To review the estimated costs for tuition and fees, visit *clemson.edu/financial-aid/cost/estimated-cost-of-attendance.html*.

My parents need to access my tuition bill to make payments. How do I add my parent to my student account as an authorized user?

In order for a parent or designated individual to access a student's tuition bill, the student must add them as an authorized user to the account. Log in to iROAR and click on "Student Billing." Select the "My Bill" link. Click on "Authorized Users" under the "My Profile Setup" section in the top right corner. Follow the instructions to add an authorized user.

How do I use the State Prepaid Plan or my 529 College Savings Plan to pay my tuition bill?

If you have the S.C. Prepaid Plan, please email a copy of the S.C. Prepaid Program Identification Card to prepaidplans@clemson.edu as soon as possible. If you are using a prepaid plan from a different state, please contact that state's program administrator and complete the required forms to use the benefit at Clemson. For 529 College Savings Plans, Clemson encourages electronic payments. Plans should have an option to pay Clemson electronically or direct deposit the funds into the account owner or student's bank account, which would then allow the student or authorized user to make an online e-check payment through iROAR. If you choose not to utilize electronic payments, a paper check may be mailed to Clemson. However, the check must arrive prior to the published payment deadlines to avoid nonrefundable late fees. Please ask the plan administrator to include the student's Clemson ID number to ensure proper credit. Payments should be mailed to G08 Sikes Hall, Clemson, SC 29634-5307.

How do I add optional fees such as a meal plan or TigerStripe funds?

Meal plans may be selected and purchased through the Clemson Home Portal at *clemson.starrezhousing.com/StarRezPortalX*. Funds may be added to the TigerStripe account through the Optional Fee menu by logging into iROAR, selecting the "Student Billing" tab, and then choosing the "Optional Fees" link.

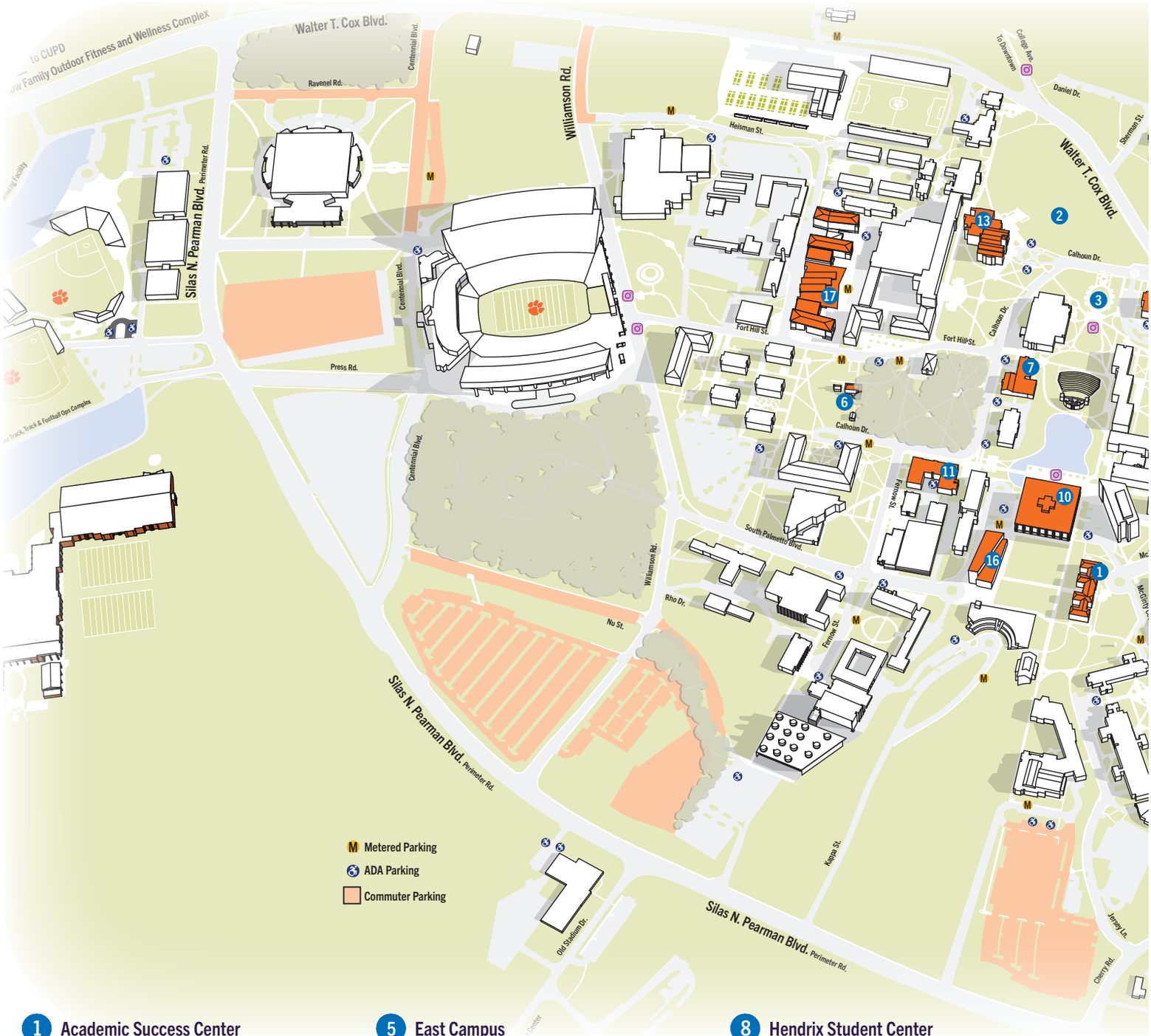

1 Academic Success Center

Located near Cooper Library, the ASC helps students improve their grades and maintain their scholarships through a variety of free academic services.

2 Bowman Field

The "front lawn" of campus, Bowman Field is a popular spot for students to play, relax and hold outdoor events.

3 Carillon Garden

This green space was dedicated by the Class of 1943 to honor those who lost their lives during World War II.

4 Douthit Hills: The Hub

Part of the Douthit Hills residential living community, The Hub is a mixed-use space with retail dining options, a recreation center and the campus bookstore.

5 East Campus

This section of campus includes the Bryan Mall community, which consists of the "low-rises" (Mauldin, Barnett and Smith) and the "high-rises" (Byrnes, Manning and Lever). Hendrix Student Center and Schilletter Dining Hall are just a short walk away from these residence halls. The nearby Barnes Center offers students a space to unwind, make new friends and attend late-night programming such as game and movie nights.

6 Fort Hill

Fort Hill was home to South Carolina statesman John C. Calhoun and family from 1825–1888. His daughter, Anna Maria Calhoun Clemson, and her husband, University founder Thomas Green Clemson, lived at Fort Hill throughout their married life.

7 Hardin Hall

Originally built in 1890, Hardin Hall is now home to the Department of History and Geography and the Department of Philosophy and Religion.

8 Hendrix Student Center

One of the main social spots on campus, The Hendrix Student Center is home to the East Side Food Court, a movie theater, student media organizations, our top-ranked career center and meeting rooms. '55 Exchange sells Clemson's famous student-made ice cream.

9 President's Park

Located in front of the president's home, President's Park is one of the most scenic places on campus and features a rotunda gifted by the Class of 1957.

10 R.M. Cooper Library

Cooper Library, a six-floor building in the heart of campus, is Clemson's main library. Here you will find media and technology to check out, spaces for late-night and group study, the Adobe Digital Studio and a technology support center.

Explore our campus

11 Riggs Hall
One of the main engineering classroom and lab buildings on campus, Riggs Hall houses the Holcombe Department of Electrical and Computer Engineering.

12 Sikes Hall
A hub of academic and administrative activity, Sikes Hall is home to the Registrar's Office, the Office of Undergraduate Admissions, Student Financial Aid and the President's Office.

13 Tillman Hall
Originally constructed in 1893, Tillman Hall houses the Eugene T. Moore School of Education. The three-story building, which overlooks Bowman Field, has an iconic clock tower and a 48-bell carillon that rings throughout campus.

14 Vickery Hall
Vickery Hall houses a variety of services including the Division of Undergraduate Learning, Military and Veteran Engagement, FIRST Programs for first-generation college students, Bridge to Clemson and Transfer Programs.

15 Visitors Center
Get the lay of the Clemson University landscape from the Visitors Center.

16 Watt Family Innovation Center
Established in 2016, The Watt Family Innovation Center utilizes advanced information technology and special facilities to inspire collaboration and project development.

17 West Campus
This section of campus includes a 260,000-square-foot mixed-use facility that houses three residence halls, a dining hall and fast-casual dining options. This facility is also home to the Honors Residential College at Cribb and DesChamps halls. Other housing in West Campus includes the "shoeboxes" (Benet, Cope, Geer, Sanders and Young), Mickel Hall, the fraternity and sorority quad, and Holmes and McCabe halls.

18 The Wilbur O. and Ann Powers College of Business
The five-story, 176,000-square-foot Wilbur O. and Ann Powers College of Business building is a dynamic think tank environment that brings together students, faculty and industry in a centrally located, collaborative space.

See photo landmarks on page 8.

Snap it up

Get your picture next to these Clemson landmarks.

Clemson Mural (Downtown)
Located on the wall outside of Tiger Sports Shop (364 College Ave.), this mural design is inspired by the look of a vintage postcard and captures the close-knit town-gown relationship.

Steps of Sikes
The steps of Sikes Hall are a popular spot among students for senior portraits, graduation pictures and other group photos.



Tiger Mascot Statue
Show your Solid Orange pride by posing next to the Tiger statue located outside Gate 1 of Memorial Stadium.

Carillon Garden
With the Outdoor Amphitheater, reflection pond and Cooper Library all in view, you'll be hard-pressed to find a more picturesque spot on campus.

Memorial Stadium
Memorial Stadium, also known as Death Valley, is home to the three-time National Football Champions and located right on campus.

Reflection Pond
Located just outside of Cooper Library, the reflection pond provides a scenic backdrop during any season.

FALL 2024 CHECKLIST FOR NEWLY ACCEPTED TRANSFER STUDENTS

Use this information for a successful transition to Clemson!

1 Reference your Clemson Admissions Portal to review your enrollment checklist. Visit clemson.edu/admissions/undergraduate for more information.

2 Review your transfer matriculation summary and any financial aid awards in your Clemson Admissions Portal. Log in and navigate to the "Review Transfer Credit" section. To review financial aid awards select the "Financial Aid" tab.

3 Complete the Clemson Math Placement Test (CMPT). For new transfer students with AP/IB or transfer credit, please visit the CMPT website, *mthsc.clemson.edu/CMPT*, for a list of introductory mathematics and statistics courses and their prerequisites. If it is necessary for you to take the CMPT, know the CMPT may be taken up to four times and must be taken on a computer with a webcam for online proctoring software. To view details, visit *mthsc.clemson.edu/CMPT*.

4 Complete New Student Orientation. Visit *go.tig.rs/orientation24* for up-to-date information regarding sign-up, available sessions and detailed Orientation schedules.

- Bring course descriptions and syllabi for courses marked ELEC 0001 or subject-area elective credit (1999, 2999, 3999 or 4999) on your transfer matriculation summary.
- Meet with your academic adviser to determine how your transferable courses will fit into your intended Clemson degree program.
- Review the course descriptions and syllabi for elective courses with your adviser. Your adviser will determine if a request for a course substitution is appropriate for any of your courses. Visit *clemson.edu/registrar/student-menu/student-records/course-substitution.html* for more information.

5 Review your bill for tuition and fees at *iroar.clemson.edu*. Click on the "Student Billing" tab and then select the "My Bill" tab. Make arrangements to satisfy your tuition and fees. A late fee of $150 will be added to the student's account if tuition and fees have not been satisfied by the due date.

- Students who plan to use VA education benefits should contact the VA certifying official, Emily Bloxdorf, at *vabenefits@clemson.edu* as soon as possible to begin the process for securing their benefits. Visit *clemson.edu/registrar/veterans* for more information.
- Clemson offers priority registration for student veterans.

6 Complete the health requirements. All entering students must complete the required student immunization forms and the TB Risk Assessment questionnaire by July 1 for Summer/Fall and December 1 for Spring enrollment. Forms can be uploaded to the MyHealth-e web portal (*redfernweb.clemson.edu*), or they can be faxed or mailed to Redfern Health Center. Please visit *clemson.edu/studentaffairs/find-support/shs/new-students.html* for further instructions and required documents. If you are unable to obtain verified immunization records, all required vaccines are available at Redfern. You are also encouraged to upload your pharmacy and medical insurance cards in MyHealth-e if you have outside insurance. A Clemson student health insurance plan is available at competitive premiums. To learn more, visit *clemson.edu/studenthealth*.

7 Review the Clemson Laptop Program website for information on purchasing the recommended laptop, laptop specifications, registering for a laptop workshop and receiving Laptop Program updates. Visit *clemson.edu/laptop* for more information.

8 Download the Clemson app to your smartphone, tablet or computer. The *my.Clemson* app has everything you need to stay connected on campus! Use the interactive map of campus to find your classes, search the directory to find contact information for all students and faculty members, and keep up to date with transit and safety alerts. Download the *my.Clemson* app via the Apple Store or Google Play. You can also access it at *my.clemson.edu*. Be sure to sign up for DUO, Clemson's two-factor authentication system. Visit *ccit.clemson.edu/cybersecurity/how-to/duo-authentication* to find out more and enroll. Download CU Navigate for easy access to graduation information and campus resources (academic and student life) and to schedule academic advising appointments.

9 Review the Transfer Programs website for more information about resources for new transfer students. Visit *clemson.edu/academics/programs/transfer* for more information.

GET CONNECTED AT CLEMSON!

Make the most of your college experience. Log in to TigerQuest to learn about 500+ clubs and organizations on Clemson's campus. Most students say it's their experiences outside the classroom that they remember most and that best prepare them for the future. Below are just a few of the many reasons to participate in student life at Clemson. Go to *clemson.campuslabs.com/engage* and get connected by setting up your personal TigerQuest account.

Unite through Student Government and Transfer Council.

Transfer Council is a dedicated group of transfer students who represent the "voice" of the transfer students on campus. As a part of Undergraduate Student Government, the council meets weekly to plan support activities and implement new ideas to help transfer students in their transition to Clemson. Follow CUSG Transfer Council on Instagram @cusgtransfer.

Participate in the Transfer2Tiger Peer Mentor Program.

The Transfer2Tiger Peer Mentor Program (T2T) is a peer-to-peer program for new transfer students to connect with upperclass transfer students. The purpose of a transfer-specific mentor program is to help cultivate a support system within the transfer community at Clemson. New transfer students will have the opportunity to apply as a T2T mentee at the beginning of the semester. All mentees will be paired with a T2T mentor for the Fall 2024 semester. Follow Transfer2Tiger on Instagram @transfer2tiger.

Learn more about the SPECTRA Scholarship Program.

SPECTRA is a scholarship program for students who are transferring from a South Carolina Technical College pursuing a degree in engineering or computer science. For information about the program and qualifications, please visit *clemson.edu/cecas/academics/undergraduate/spectra.html*.

Get a great job or internship.

Center for Career and Professional Development counselors can meet one-on-one with students to explore career or educational options, devise resumes and cover letters, hone interviewing techniques, and assist in searches for internships and full-time positions.

ClemsonJobLink is the center's online recruiting system to see part-time or full-time jobs and internships and to sign up for on-campus interviews. Visit *career.sites.clemson.edu* or call 864-656-0440.

Develop leadership skills by working in student organizations.

The University has more than 500 recognized student organizations. With so many different groups, it's important to know what your interests are. Organization categories include athletic, academic, cultural, faith-based, honorary, professional, political, residential, service, leadership and social. Visit *clemson.edu/studentaffairs/get-involved/csle/current-students/student-organizations/index.html* to learn more.

Socialize and serve through civic engagement.

There is plenty to learn at Clemson University — in the classroom and outside in the surrounding communities. Clemson students participate in various service projects to help make a difference in the local and national community. Find more information at *clemson.edu/studentaffairs/csle/students/current-students/leadership-education-development/index.html.*

Get together during campus recreation.

Located in Fike Recreation Center, the Department of Campus Recreation provides facilities and programs campuswide to the students, faculty and staff of the University. Campus Rec offers students multiple opportunities to get involved, whether it's playing a club or intramural sport, using the fitness facility or taking a special course such as scuba diving. Visit *clemson.edu/campusrec*.

Partner with others in multicultural and international programs.

Clemson provides a variety of educational, developmental and social programs that help students learn about the many cultures that are part of the Clemson Family. The University also provides various support programs and services to some of our underrepresented populations. Learn more at *clemson.edu/centers-institutes/gantt*.

Make your own connection.

Can't find the right organization for you? Start your own! Go through Undergraduate Student Government to begin the process to create a recognized undergraduate student organization. Visit *tig.rs/student-orgs* for more information.

Be connected to support services.

The Office of Student Accessibility Services at Clemson is ready to meet with new students to set up academic accommodations for students with appropriate documentation. Contact a disability specialist at 864-656-6848 or email *studentaccess@lists.clemson.edu* to set up an appointment.

Strengthen your academic skills.

Once classes begin, the Academic Success Center will offer workshops each week on topics designed to help new students. Learn more by visiting the ASC website at *clemson.edu/asc*.

Attend athletic events.

Athletic events are a fantastic way to socialize and exhibit Clemson Spirit. Don't forget about the tailgates and pregame activities (First Friday Parade, Tigerama, Family Weekend, etc.)! Check out Clemson traditions at *clemson.edu/about/traditions.html*.

To find athletic ticket distribution information and season schedules, visit *clemsontigers.com*.

Frequently Asked Questions about
CLEMSON TRANSFER CREDIT POLICIES

How does Clemson award credit for coursework completed at another institution?

Depending on course content, credit for a specific Clemson course can be awarded from 1000 to 4000 level. Elective credit is the only credit that can be awarded for courses for which there is no Clemson equivalent, but elective credits can also be evaluated to satisfy requirements (see below). NCT is used for courses that are not college transferable. Find more information about the course substitution process at *clemson.edu/registrar/student-menu/student-records/course-substitution.html*.

Can transfer credits Clemson has awarded be applied to satisfy Clemson degree requirements (major, general education and/or elective)?

Yes. Credits awarded as Clemson course equivalents and elective credit can be used to satisfy major-specific, general education or elective requirements that the student has not yet completed. Find more information about the course substitution process at *clemson.edu/registrar/student-menu/student-records/course-substitution.html*.

Can a course completed elsewhere be reevaluated so that credit is awarded differently than it was awarded originally?

Yes, if approved by the departmental faculty credit evaluator. Find more information about the course substitution process at *clemson.edu/registrar/student-menu/student-records/course-substitution.html*.

Undergraduate Studies
Clemson University
101 Vickery Hall
Box 345105
Clemson, SC 29634-5105

NONPROFIT ORG.
U.S. POSTAGE
PAID
CLEMSON, SC
PERMIT #10

Key Contact Information

Academic Success Center
864-656-6452
clemson.edu/asc

Admissions Office
864-656-2287
Visit clemson.edu/admissions/undergraduate

Clemson Computing & Information Technology
864-656-3494
clemson.edu/ccit

Financial Aid Office
864-656-2280
clemson.edu/finaid

Housing and Dining Office
864-656-2295
clemson.edu/housing

Laptop Program
864-656-3494
clemson.edu/laptop

Center for Student Leadership and Engagement
864-656-0515
go.tig.rs/orientation24

iROAR Student Portal
clemson.edu/iroar

Student Financial Services (billing office)
864-656-5592
clemson.edu/sfs

Student Accessibility Services
864-656-6848
clemson.edu/academics/studentaccess

Student Health Services
864-656-2233
clemson.edu/studenthealth

Undergraduate Learning
864-656-3022
clemson.edu/undergraduate-studies

Questions or concerns?

Contact Mickayla Crumley
Associate Director, Transfer Programs
Vickery Hall 111
mickayc@clemson.edu
864-656-6256