













-  [Table 1. Total Number of Samples Analyzed](#)
-  [Table 2. Total Number of Samples Analyzed by Month](#)
-  [Table 3. Crop Groups](#)
-  [Table 4. County Groups](#)
-  [Table 5. pH Values](#)
-  [Table 6. P, K, Ca, and Mg Ratings](#)
-  [Table 7. Zn, Mn, and B Levels](#)
-  [Table 8. Samples Analyzed for sulfate sulfur](#)
-  [Table 9. Cation Exchange Capacity \(CEC\) Values](#)
-  [Table 10. Percent Base Saturation Values](#)
-  [Table 11. Total Analyses Including County and Research Samples](#)
-  [Table 12. Total per Crop Analyzed for County and Account Samples](#)

Table 1. Total Number of Samples Analyzed.

	Sample Number Totals	Large Area Crop Codes	Small Area Crop Codes	Diagnostic Reports
Counties				
Abbeville	154	92	60	2
Aiken	3372	702	2651	19
Allendale	551	522	29	0
Anderson	644	290	351	3
Bamberg	313	257	45	11
Barnwell	276	252	24	0
Beaufort	1671	767	899	5
Berkeley	453	180	264	9
Calhoun	1104	974	100	30
Charleston	3069	653	2399	17
Cherokee	188	118	69	1
Chester	260	206	54	0
Chesterfield	252	180	55	17
Clarendon	307	210	81	16
Colleton	433	323	110	0
Darlington	868	647	221	0
Dillon	181	92	85	4
Dorchester	549	267	282	0
Edgefield	201	153	48	0
Fairfield	163	118	45	0
Florence	874	432	433	9
Georgetown	724	304	388	32
Greenville	2341	508	1829	4
Greenwood	394	162	231	1
Hampton	2183	2074	107	2
Horry	1205	431	767	7
Jasper	425	85	304	36
Kershaw	884	637	246	1
Lancaster	334	243	90	1
Laurens	482	326	154	2
Lee	388	244	141	3

Lexington	3146	1208	1916	22
Marion	421	344	77	0
Marlboro	67	30	37	0
McCormick	44	10	34	0
Newberry	1021	860	144	17
Oconee	426	216	210	0
Orangeburg	798	661	126	11
Pickens	269	98	171	0
Richland	2664	559	2069	36
Saluda	342	309	33	0
Spartanburg	1122	472	648	2
Sumter	1210	449	755	6
Union	210	130	80	0
Williamsburg	164	141	23	0
York	780	470	306	4
Prepaid	1548	605	712	231
Accounts	4007	1694	1336	977
SubTotal	43482	20705	21239	1538
Research	1530	655	175	700
Plant Problem Clinic	0	0	0	0
Checks & Blanks	900	0	1	899
Total Samples Analyzed	45912	21360	21415	3137

Table 2. Total Number of Samples Analyzed by Month.

Month	Samples
January	4212
Feburary	5956
March	6239
April	6922
May	3623
June	2609
July	1701
August	2309
September	2504
October	3006
November	2527
December	4305
Total	45913

Table 3. Crop Groups Used in Summarizing Soil Analysis Data.

Az/Rhod/Cam
096 Azalea,Rhod,Camellia(sq ft)
Az/Rhod/Cam (large)
109 Azalea,Rhod,Camellia(acre)
Canola
104 Canola
Corn/Sorghum
023 Corn for Silage
C100 Corn, Grain - 100 bu/A
C105 Corn, Grain - 105 bu/A
C110 Corn, Grain - 110 bu/A
C115 Corn, Grain - 115 bu/A
C120 Corn, Grain - 120 bu/A
C125 Corn, Grain - 125 bu/A
C130 Corn, Grain - 130 bu/A
C135 Corn, Grain - 135 bu/A
C140 Corn, Grain - 140 bu/A
C145 Corn, Grain - 145 bu/A
C150 Corn, Grain - 150 bu/A
C155 Corn, Grain - 155 bu/A
C160 Corn, Grain - 160 bu/A
C165 Corn, Grain - 165 bu/A
C170 Corn, Grain - 170 bu/A
C175 Corn, Grain - 175 bu/A
C180 Corn, Grain - 180 bu/A
C185 Corn, Grain - 185 bu/A
C190 Corn, Grain - 190 bu/A
C195 Corn, Grain - 195 bu/A

C200 Corn, Grain - 200 bu/A
C205 Corn, Grain - 205 bu/A
C210 Corn, Grain - 210 bu/A
C215 Corn, Grain - 215 bu/A
C220 Corn, Grain - 220 bu/A
C225 Corn, Grain - 225 bu/A
C230 Corn, Grain - 230 bu/A
C235 Corn, Grain - 235 bu/A
C240 Corn, Grain - 240 bu/A
C245 Corn, Grain - 245 bu/A
C250 Corn, Grain - 250 bu/A
C255 Corn, Grain - 255 bu/A
C260 Corn, Grain - 260 bu/A
C265 Corn, Grain - 265 bu/A
C270 Corn, Grain - 270 bu/A
C275 Corn, Grain - 275 bu/A
C280 Corn, Grain - 280 bu/A
C285 Corn, Grain - 285 bu/A
C290 Corn, Grain - 290 bu/A
C295 Corn, Grain - 295 bu/A
C300 Corn, Grain - 300 bu/A
C80 Corn, Grain - 80 bu/A
C85 Corn, Grain - 85 bu/A
C90 Corn, Grain - 90 bu/A
C95 Corn, Grain - 95 bu/A
025 Grain Sorghum
024 Sorghum for Silage
019 Soybeans/Sorghum-Silage
027 Sugarcane
026 Sweet Sorghum

Cotton

001 Cotton - Dryland
002 Cotton - Irrigated
C1100 Cotton 1100 lbs/A
C1200 Cotton 1200 lbs/A
C1300 Cotton 1300 lbs/A
C1400 Cotton 1400 lbs/A
C1500 Cotton 1500 lbs/A
C1600 Cotton 1600 lbs/A
C1700 Cotton 1700 lbs/A
C1800 Cotton 1800 lbs/A
C1900 Cotton 1900 lbs/A
C2000 Cotton 2000 lbs/A
C600 Cotton 600 lbs/A
C700 Cotton 700 lbs/A
C800 Cotton 800 lbs/A
C900 Cotton 900 lbs/A
S100 Soybeans 100 bu/A
S15 Soybeans 15 bu/A
S20 Soybeans 20 bu/A
S25 Soybeans 25 bu/A
S30 Soybeans 30 bu/A
S35 Soybeans 35 bu/A
S40 Soybeans 40 bu/A
S45 Soybeans 45 bu/A
S50 Soybeans 50 bu/A
S55 Soybeans 55 bu/A
S60 Soybeans 60 bu/A
S65 Soybeans 65 bu/A
S70 Soybeans 70 bu/A
S75 Soybeans 75 bu/A
S80 Soybeans 80 bu/A
S85 Soybeans 85 bu/A
S90 Soybeans 90 bu/A
S95 Soybeans 95 bu/A

Crop Rotations

021 Corn in Rotation
030 Small Grain in Rotation

Diagnostic

000 Diagnostic
P1500 Peanuts 1500 lbs/A
P2000 Peanuts 2000 lbs/A
P2500 Peanuts 2500 lbs/A
P3000 Peanuts 3000 lbs/A
P3500 Peanuts 3500 lbs/A
P4000 Peanuts 4000 lbs/A

P4500 Peanuts 4500 lbs/A
P5000 Peanuts 5000 lbs/A
P5500 Peanuts 5500 lbs/A
P6000 Peanuts 6000 lbs/A

Forage Legumes

050 Alfalfa
005 Annual Legume/Sum Grass
006 Annual Legume/Win Grass
007 Annual Legumes
010 Common Lespedeza
037 Grass-Clover Pasture
011 Sericea Lespedeza

Forages

033 Bahiagrass Pasture
036 Bermuda/Bahiagrass-Hay
034 Bermudagrass Pasture
035 Bermudagrass, Estab.
049 Fescue Hay
031 Fescue,CoolSeasonPasture
032 Orchardgrass

Fruits/Nuts

080 Apples
082 Blueberries(acre)
084 Grapes(Bunch/Muscadine)
013 Kiwi
085 Nectarines
086 Peaches
081 Pears
088 Pecans
087 Plums
074 Strawberries(acre)

General Turf

093 Carpetgrass(sq ft)
094 Centipedegrass(sq ft)
044 CoolSeasonGrsmaint(sq ft)
119 St. Augustinegrass(sq ft)
047 Turf Establishment(sq ft)
048 WarmSeasonGrsmaint(sq ft)

General Turf (large)

106 Carpetgrass(acre-clay)
106 Carpetgrass(acre-sand)
107 Centipedegrass(acre-clay)
107 Centipedegrass(acre-sand)
112 CoolSeasonGrsmaint(acre)
105 StAugustineGrsmaint(acre)
113 Turf Establishment(acre)
114 WarmSeasonGrsmaint(acre)

Home Garden

090 Home Garden (Inorganic)
091 Home Garden (Organic)

Home Orchards

205 Apple Trees
202 Blackberries
203 Blueberries(sq ft)
206 Fig Trees
204 Grapes
208 Peach Trees
207 Pear Trees
210 Pecan Trees
209 Plum Trees
201 Strawberries(sq ft)

Ornamentals

017 Annual Flowers/Roses(sq ft)
018 Ornamental/Shade Trees
212 Palm Trees
016 Perennial Flowers(sq ft)
211 Pine Trees
015 Shrubs(sq ft)

Ornamentals (large)

108 Annual Flowers/Roses(acre)
110 Perennial Flowers(acre)
117 Shrubs(acre)

Roadside Turf

045 Roadside Turf Estab.
046 Roadside Turf Maint.

Small Grain

012 Rice, Upland Irrigated

003 Sesame
029 Small Grain
097 Small Grain Silage

Soybeans/Peanuts

008 Peanuts
P1000 Peanuts 1000 lbs/A
009 Perennial Peanuts
028 Sunflowers

Speciality Turf

040 Athletic Fields
042 Bentgrass Golf Green(acre)
111 Bentgrass Golf Green(sq ft)
043 BermudaGolfGrn/Tee(acre)
118 BermudaGolfGrn/Tee(sq ft)
041 Golf Fairway

Temporary Grazing

039 Temp Annual Graze-Sum
038 Temp Annual Graze-Winter

Tobacco

099 Tobacco
T1500 Tobacco 1500 lbs/A
T2000 Tobacco 2000 lbs/A
T2500 Tobacco 2500 lbs/A
T3000 Tobacco 3000 lbs/A
T3500 Tobacco 3500 lbs/A
T4000 Tobacco 4000 lbs/A

Tobacco Bed

098 Tobacco Bed

Tomato (Costal)

078 Tomato (bareground)
128 Tomatoes (plasticulture)

Tomato (Piedmont)

078 Tomato (bareground)

Trees

092 Christmas Trees

Truck Crops

051 Asparagus, Establishment
066 Asparagus, Maintenance
060 Beets
061 Broccoli
120 Brussel Sprouts
062 Cabbage
052 Cantaloupes (bareground)
132 Cantaloupes (plasticulture)
063 Carrots
079 Cauliflower
064 Collards
053 Cucumbers (bareground)
133 Cucumbers (plasticulture)
065 Eggplant (bareground)
134 Eggplant (plasticulture)
126 English Pea
067 Green Onions
072 Greens
095 Irish Potatoes (clay)
095 Irish Potatoes (sand)
122 Leek
054 Lettuce
055 Lima Beans
121 Mustard
056 Okra
068 Onions
127 Parsley
125 Parsnip
069 Pepper (bareground)
131 Pepper (plasticulture)
070 Pole Beans
014 Pumpkins
130 Radish
124 Rutabaga
057 Snapbeans
073 Southern Peas
071 Spinach
058 Squash (winter)
129 Summer Squash
075 Sweet Corn
076 Sweet Potatoes

123 Turnips
059 Watermelons

Wildlife

140 DoveField,Corn/Sorghum
141 DoveField,Sunflower
142 Fall Deer, Alfalfa
143 Fall Deer, ForageChicory
144 FallDeerMix, Brassicas
147 FallDeerMix, Legumes
145 FallDeerMix,AnnualGr
146 FallDeerMix,Gr/Clover
103 Grass/Legume-Wildlife
101 Grasses for Wildlife
102 Legumes for Wildlife

Table 4. County Groups County Groups by Soil Type.

Piedmont

Abbeville
Anderson
Cherokee
Chester
Edgefield
Fairfield
Greenville
Greenwood
Lancaster
Laurens
McCormick
Newberry
Oconee
Pickens
Saluda
Spartanburg
Union
York

Sandhills

Aiken
Chesterfield
Kershaw
Lexington
Richland

Costal Plains

Allendale
Bamberg
Barnwell
Calhoun
Clarendon
Darlington
Dillon
Florence
Lee
Marion
Marlboro
Orangeburg
Sumter

Lower Costal Plains

Beaufort
Berkeley
Charleston
Colleton
Dorchester
Georgetown
Hampton
Horry
Jasper
Williamsburg

Table 5. Samples Analyzed According to Soil pH and by Crop Group and Soil Type.

Crop	Total	COSTAL PLAINS Soil pH Range					
		<5.0	5.1-5.5	5.6-6.0	6.1-6.5	6.6-7.0	>7.0
Az/Rhod/Cam	55	6	5	18	17	9	0
Az/Rhod/Cam (large)	4	2	0	0	1	1	0
Canola	3	0	1	1	1	0	0

Corn/Sorghum	2696	27	81	547	1191	698	152
Cotton	3028	13	80	587	1304	802	242
Crop Rotations	198	0	14	61	78	39	6
Diagnostic	83	6	8	20	27	21	1
Forage Legumes	72	12	8	17	26	7	2
Forages	694	24	40	152	281	161	36
Fruits/Nuts	92	8	15	15	37	12	5
General Turf	1516	67	315	521	377	150	86
General Turf (large)	13	0	3	6	3	0	1
Home Garden	516	20	47	98	153	127	71
Home Orchards	166	12	19	55	45	19	16
Ornamentals	360	31	58	117	84	47	23
Ornamentals (large)	128	6	20	33	36	26	7
Roadside Turf	0	0	0	0	0	0	0
Small Grain	356	1	10	45	131	134	35
Soybeans/Peanuts	543	0	23	148	223	126	23
Speciality Turf	44	2	1	8	14	13	6
Temporary Grazing	48	2	3	16	17	8	2
Tobacco	23	0	3	3	9	6	2
Tobacco Bed	10	0	2	3	5	0	0
Tomato (Costal)	18	1	1	5	8	1	2
Tomato (Piedmont)	0	0	0	0	0	0	0
Trees	3	2	0	0	1	0	0
Truck Crops	332	3	28	81	137	62	21
Wildlife	459	25	76	106	122	90	40
Total	11460	270	861	2663	4328	2559	779

LOWER COSTAL PLAINS

Soil pH Range

Crop	Total	<5.0	5.1-5.5	5.6-6.0	6.1-6.5	6.6-7.0	>7.0
Az/Rhod/Cam	247	17	33	30	51	53	63
Az/Rhod/Cam (large)	33	6	4	3	6	9	5
Canola	0	0	0	0	0	0	0
Corn/Sorghum	1535	79	161	494	576	206	19
Cotton	2072	21	45	311	1159	503	33
Crop Rotations	36	2	4	13	15	2	0
Diagnostic	95	9	13	14	26	13	20
Forage Legumes	137	13	28	48	31	10	7
Forages	597	33	85	166	199	75	39
Fruits/Nuts	99	15	17	26	22	12	7
General Turf	4139	137	377	663	916	905	1141
General Turf (large)	295	13	36	87	84	32	43
Home Garden	875	32	78	129	171	197	268
Home Orchards	349	31	54	80	68	58	58
Ornamentals	1381	91	184	217	229	284	376
Ornamentals (large)	186	7	34	47	33	32	33
Roadside Turf	77	8	14	13	4	7	31
Small Grain	182	18	30	64	49	19	2
Soybeans/Peanuts	374	6	29	90	158	72	19
Speciality Turf	128	11	14	25	36	32	10
Temporary Grazing	59	6	8	26	14	4	1
Tobacco	6	0	0	3	1	1	1
Tobacco Bed	1	0	0	1	0	0	0
Tomato (Costal)	56	2	5	5	24	8	12
Tomato (Piedmont)	0	0	0	0	0	0	0
Trees	2	0	0	0	1	1	0
Truck Crops	247	10	19	57	55	39	67
Wildlife	1779	138	315	515	462	257	92
Total	14987	705	1587	3127	4390	2831	2347

PIEDMONT
Soil pH Range

Crop	Total	<5.0	5.1-5.5	5.6-6.0	6.1-6.5	6.6-7.0	>7.0
Az/Rhod/Cam	134	12	20	33	32	27	10
Az/Rhod/Cam (large)	0	0	0	0	0	0	0
Canola	0	0	0	0	0	0	0
Corn/Sorghum	541	5	63	155	182	101	35
Cotton	432	2	27	79	169	121	34
Crop Rotations	41	0	6	10	9	11	5
Diagnostic	30	2	0	1	2	6	19
Forage Legumes	294	4	39	119	84	42	6
Forages	2863	64	440	876	944	431	108
Fruits/Nuts	230	10	26	75	56	53	10
General Turf	2929	107	467	846	866	494	149
General Turf (large)	100	1	16	30	32	15	6
Home Garden	1282	18	113	234	324	302	291
Home Orchards	401	29	72	111	91	62	36
Ornamentals	1079	62	135	268	268	257	89
Ornamentals (large)	51	4	6	19	14	4	4
Roadside Turf	38	8	15	8	3	3	1
Small Grain	192	3	24	48	71	41	5
Soybeans/Peanuts	46	3	6	16	10	4	7
Speciality Turf	253	4	8	72	103	52	14
Temporary Grazing	209	1	42	68	54	35	9
Tobacco	0	0	0	0	0	0	0
Tobacco Bed	0	0	0	0	0	0	0
Tomato (Costal)	64	1	5	10	12	16	20
Tomato (Piedmont)	0	0	0	0	0	0	0
Trees	14	0	3	3	7	1	0
Truck Crops	231	3	27	40	67	64	30
Wildlife	1608	78	367	404	324	213	222
Total	13062	421	1927	3525	3724	2355	1110

SANDHILL
Soil pH Range

Crop	Total	<5.0	5.1-5.5	5.6-6.0	6.1-6.5	6.6-7.0	>7.0
Az/Rhod/Cam	127	18	22	33	22	18	14
Az/Rhod/Cam (large)	0	0	0	0	0	0	0
Canola	0	0	0	0	0	0	0
Corn/Sorghum	444	12	48	82	139	82	81
Cotton	493	7	46	99	111	72	158
Crop Rotations	233	5	33	68	42	40	45
Diagnostic	86	2	12	10	23	28	11
Forage Legumes	117	5	15	43	31	16	7
Forages	1194	69	199	318	350	198	60
Fruits/Nuts	133	7	15	29	41	29	12
General Turf	5940	159	588	1642	2097	1124	330
General Turf (large)	70	2	9	8	13	34	4
Home Garden	767	24	60	120	172	202	189
Home Orchards	266	29	51	85	48	42	11
Ornamentals	1057	188	146	243	198	149	133
Ornamentals (large)	31	15	2	5	2	7	0
Roadside Turf	39	11	6	8	6	4	4
Small Grain	154	3	14	26	27	25	59
Soybeans/Peanuts	16	2	0	8	4	1	1
Speciality Turf	226	9	19	68	63	59	8
Temporary Grazing	59	12	8	17	13	7	2
Tobacco	3	0	0	0	3	0	0
Tobacco Bed	0	0	0	0	0	0	0

Tomato (Costal)	22	1	1	3	7	3	7
Tomato (Piedmont)	0	0	0	0	0	0	0
Trees	10	0	3	4	2	0	1
Truck Crops	634	0	28	63	168	213	162
Wildlife	1434	123	293	363	390	220	45
Total	13555	703	1618	3345	3972	2573	1344

Table 6. P, K, Ca, and Mg Ratings.

Crop	Total	COSTAL PLAINS																			
		P Ratings					K Ratings					Ca Ratings					Mg Ratings				
		L	M	S	H	E	L	M	S	H	E	L	M	S	H	E	L	M	S	H	E
Az/Rhod/Cam	55	11	11	7	13	13	32	17	3	1	2	2	11	20	6	16	1	4	50	0	0
Az/Rhod/Cam (large)	4	2	0	0	1	1	3	1	0	0	0	0	0	4	0	0	0	1	3	0	0
Canola	3	0	1	1	1	0	3	0	0	0	0	0	2	1	0	0	0	2	1	0	0
Corn/Sorghum	2696	152	439	541	886	678	502	1490	242	297	165	136	822	1387	195	156	112	489	2095	0	0
Cotton	3028	149	463	623	1034	759	573	1556	314	401	184	108	817	1636	245	222	155	681	2192	0	0
Crop Rotations	198	6	37	46	65	44	22	98	23	39	16	2	44	119	18	15	3	23	172	0	0
Diagnostic	83	17	23	12	15	16	22	40	5	7	9	13	30	23	10	7	5	11	67	0	0
Forage Legumes	72	23	13	11	17	8	29	32	2	6	3	21	22	17	7	5	9	19	44	0	0
Forages	694	102	137	100	121	234	308	276	25	43	42	70	197	341	38	48	44	77	573	0	0
Fruits/Nuts	92	13	17	7	15	40	33	38	5	12	4	18	20	38	7	9	8	12	72	0	0
General Turf	1516	670	410	161	136	139	700	693	37	48	38	158	418	625	110	205	44	187	1285	0	0
General Turf (large)	13	4	2	0	3	4	6	3	0	4	0	2	2	8	0	1	2	0	11	0	0
Home Garden	516	43	51	40	77	305	193	194	27	33	69	61	105	134	37	179	39	63	414	0	0
Home Orchards	166	34	21	15	39	57	68	60	13	10	15	25	48	41	19	33	15	21	130	0	0
Ornamentals	360	108	60	66	39	87	202	133	5	7	13	32	86	112	36	94	23	55	282	0	0
Ornamentals (large)	128	31	8	13	4	72	36	68	9	10	5	5	20	32	5	66	4	5	119	0	0
Roadside Turf	0	0	0	0	0	0	0	0	0	0	0	0	0	0	0	0	0	0	0	0	0
Small Grain	356	34	72	72	105	73	106	179	32	28	11	17	50	219	37	33	22	146	188	0	0
Soybeans/Peanuts	543	33	82	108	193	127	126	288	49	58	22	39	230	239	20	15	36	97	410	0	0
Speciality Turf	44	3	10	4	5	22	30	12	1	0	1	1	9	20	7	7	4	8	32	0	0
Temporary Grazing	48	14	16	7	5	6	26	17	3	1	1	11	18	16	1	2	2	8	38	0	0
Tobacco	23	2	1	4	6	10	9	12	0	2	0	1	7	13	1	1	7	6	10	0	0
Tobacco Bed	10	2	0	2	2	4	2	7	0	1	0	0	3	7	0	0	3	1	6	0	0
Tomato (Costal)	18	3	3	2	2	8	4	10	0	1	3	2	4	9	0	3	1	2	15	0	0
Tomato (Piedmont)	0	0	0	0	0	0	0	0	0	0	0	0	0	0	0	0	0	0	0	0	0
Trees	3	2	1	0	0	0	0	3	0	0	0	0	1	2	0	0	0	0	3	0	0
Truck Crops	332	53	41	64	61	113	95	177	23	21	16	32	156	113	5	26	37	69	226	0	0
Wildlife	459	151	109	72	53	74	269	139	13	28	10	107	168	138	18	28	59	62	338	0	0
Total	11460	1662	2028	1978	2898	2894	3399	5543	831	1058	629	863	3290	5314	822	1171	635	2049	8776	0	0

Crop	Total	LOWER COSTAL PLAINS																			
		P Ratings					K Ratings					Ca Ratings					Mg Ratings				
		L	M	S	H	E	L	M	S	H	E	L	M	S	H	E	L	M	S	H	E
Az/Rhod/Cam	247	39	28	37	23	120	116	96	7	11	17	6	12	42	17	170	4	15	228	0	0
Az/Rhod/Cam (large)	33	4	3	3	2	21	9	15	3	1	5	1	1	2	5	24	1	0	32	0	0
Canola	0	0	0	0	0	0	0	0	0	0	0	0	0	0	0	0	0	0	0	0	0
Corn/Sorghum	1535	225	222	266	432	390	356	653	174	204	148	192	454	652	112	125	127	212	1196	0	0
Cotton	2072	107	328	439	622	576	422	1152	210	214	74	101	698	1024	120	129	141	418	1513	0	0
Crop Rotations	36	7	6	7	7	9	7	15	2	4	8	1	12	18	1	4	0	3	33	0	0
Diagnostic	95	32	14	4	11	34	49	32	4	3	7	10	13	29	11	32	5	10	80	0	0
Forage Legumes	137	47	31	8	28	23	63	51	3	6	14	12	44	51	7	23	3	12	122	0	0
Forages	597	120	117	66	98	196	282	226	16	35	38	57	197	229	34	80	20	77	500	0	0
Fruits/Nuts	99	32	7	16	13	31	49	37	3	4	6	23	25	32	4	15	6	28	65	0	0
General Turf	4139	997	897	460	548	1237	1614	1979	190	184	172	166	348	853	453	2319	128	316	3695	0	0
General Turf (large)	295	38	34	38	96	89	72	143	27	23	30	47	72	73	17	86	14	57	224	0	0
Home Garden	875	75	57	72	81	590	252	327	61	78	157	57	91	140	38	549	35	71	769	0	0

Home Orchards	349	81	41	33	42	152	175	117	15	15	27	31	67	64	27	160	21	39	289	0	0
Ornamentals	1381	258	180	137	172	634	604	549	57	72	99	49	104	253	109	866	36	85	1260	0	0
Ornamentals (large)	186	39	21	16	19	91	67	79	8	16	16	5	36	35	10	100	1	17	168	0	0
Roadside Turf	77	43	8	8	1	17	49	26	1	1	0	13	6	15	8	35	9	8	60	0	0
Small Grain	182	58	58	24	22	20	98	58	5	10	11	36	53	56	16	21	22	22	138	0	0
Soybeans/Peanuts	374	53	72	57	80	112	140	198	20	11	5	41	129	141	28	35	48	63	263	0	0
Speciality Turf	128	19	33	18	16	42	53	58	5	6	6	9	30	44	10	35	11	15	102	0	0
Temporary Grazing	59	24	16	7	6	6	37	15	0	4	3	10	28	15	1	5	5	8	46	0	0
Tobacco	6	0	0	0	0	6	5	1	0	0	0	3	2	0	0	1	2	2	2	0	0
Tobacco Bed	1	0	0	0	0	1	0	0	0	1	0	0	0	0	0	1	0	0	1	0	0
Tomato (Costal)	56	4	4	5	4	39	6	31	4	4	11	2	3	21	3	27	0	4	52	0	0
Tomato (Piedmont)	0	0	0	0	0	0	0	0	0	0	0	0	0	0	0	0	0	0	0	0	0
Trees	2	0	1	1	0	0	1	1	0	0	0	0	0	0	0	2	0	0	2	0	0
Truck Crops	247	26	36	20	23	142	67	105	12	17	46	35	44	49	15	104	22	23	202	0	0
Wildlife	1779	567	347	202	303	360	882	682	52	87	76	367	555	578	80	199	197	281	1301	0	0
Total	14987	2895	2561	1944	2649	4938	5475	6646	879	1011	976	1274	3024	4416	1126	5147	858	1786	12343	0	0

PIEDMONT

Crop	Total	P Ratings					K Ratings					Ca Ratings					Mg Ratings				
		L	M	S	H	E	L	M	S	H	E	L	M	S	H	E	L	M	S	H	E
Az/Rhod/Cam	134	56	28	13	11	26	16	77	18	8	15	7	18	23	15	71	4	17	113	0	0
Az/Rhod/Cam (large)	0	0	0	0	0	0	0	0	0	0	0	0	0	0	0	0	0	0	0	0	0
Canola	0	0	0	0	0	0	0	0	0	0	0	0	0	0	0	0	0	0	0	0	0
Corn/Sorghum	541	104	95	56	89	197	150	271	40	42	38	31	141	260	53	56	21	48	472	0	0
Cotton	432	53	71	34	54	220	73	249	38	49	23	13	107	234	32	46	13	55	364	0	0
Crop Rotations	41	6	10	7	9	9	5	27	2	4	3	3	11	15	5	7	2	2	37	0	0
Diagnostic	30	7	2	0	1	20	2	13	0	4	11	2	1	6	4	17	2	1	27	0	0
Forage Legumes	294	91	61	25	33	84	54	120	28	19	73	14	65	85	42	88	5	21	268	0	0
Forages	2863	974	449	252	308	880	642	1138	237	325	521	153	565	1139	364	642	54	239	2570	0	0
Fruits/Nuts	230	88	54	18	35	35	20	118	25	33	34	13	59	97	14	47	5	18	207	0	0
General Turf	2929	1178	647	271	317	516	206	1356	429	489	449	157	393	944	409	1026	66	326	2537	0	0
General Turf (large)	100	27	17	17	23	16	9	49	15	19	8	7	26	43	9	15	9	27	64	0	0
Home Garden	1282	205	160	118	148	651	119	489	117	167	390	34	114	264	111	759	20	89	1173	0	0
Home Orchards	401	187	60	18	32	104	54	197	41	52	57	27	77	131	31	135	11	47	343	0	0
Ornamentals	1079	406	208	100	111	254	106	490	156	148	179	44	113	182	105	635	27	85	967	0	0
Ornamentals (large)	51	26	6	3	2	14	11	20	4	2	14	8	5	14	7	17	8	4	39	0	0
Roadside Turf	38	30	2	2	2	2	10	16	2	8	2	15	8	7	2	6	7	13	18	0	0
Small Grain	192	43	28	16	15	90	46	97	12	24	13	12	52	71	33	24	11	25	156	0	0
Soybeans/Peanuts	46	27	8	3	3	5	10	24	4	4	4	8	11	14	4	9	1	8	37	0	0
Speciality Turf	253	84	48	21	30	70	27	153	38	26	9	17	60	99	34	43	9	38	206	0	0
Temporary Grazing	209	55	27	11	19	97	49	78	13	21	48	6	35	77	34	57	2	6	201	0	0
Tobacco	0	0	0	0	0	0	0	0	0	0	0	0	0	0	0	0	0	0	0	0	0
Tobacco Bed	0	0	0	0	0	0	0	0	0	0	0	0	0	0	0	0	0	0	0	0	0
Tomato (Costal)	64	6	6	5	9	38	3	26	5	8	22	1	7	13	5	38	0	5	59	0	0
Tomato (Piedmont)	0	0	0	0	0	0	0	0	0	0	0	0	0	0	0	0	0	0	0	0	0
Trees	14	12	1	1	0	0	1	10	0	1	2	3	3	7	1	0	0	3	11	0	0
Truck Crops	231	52	48	13	27	91	26	80	41	34	50	5	29	106	22	69	3	20	208	0	0
Wildlife	1608	946	241	120	113	188	424	848	104	125	107	154	420	600	164	270	40	173	1395	0	0
Total	13062	4663	2277	1124	1391	3607	2063	5946	1369	1612	2072	734	2320	4431	1500	4077	320	1270	11472	0	0

SANDHILL

Crop	Total	P Ratings					K Ratings					Ca Ratings					Mg Ratings				
		L	M	S	H	E	L	M	S	H	E	L	M	S	H	E	L	M	S	H	E

Az/Rhod/Cam	127	37	26	14	9	41	46	63	4	8	6	15	18	24	14	56	9	13	105	0	0
Az/Rhod/Cam (large)	0	0	0	0	0	0	0	0	0	0	0	0	0	0	0	0	0	0	0	0	0
Canola	0	0	0	0	0	0	0	0	0	0	0	0	0	0	0	0	0	0	0	0	0
Corn/Sorghum	444	60	76	60	75	173	183	187	27	25	22	51	125	157	26	85	61	50	333	0	0
Cotton	493	127	58	58	86	164	184	202	28	49	30	48	138	120	30	157	32	60	401	0	0
Crop Rotations	233	36	42	41	38	76	32	108	24	41	28	10	58	83	26	56	8	23	202	0	0
Diagnostic	86	20	5	6	10	45	21	43	8	3	11	6	18	29	8	25	3	6	77	0	0
Forage Legumes	117	34	26	14	12	31	47	36	8	9	17	21	26	33	11	26	10	16	91	0	0
Forages	1194	340	230	150	136	338	718	344	37	46	49	270	356	383	66	119	170	181	843	0	0
Fruits/Nuts	133	13	14	10	30	66	38	65	16	7	7	20	47	47	11	8	17	25	91	0	0
General Turf	5940	2705	1693	571	504	467	2495	2815	275	212	143	470	1404	2412	641	1013	349	1026	4565	0	0
General Turf (large)	70	17	8	3	22	20	28	32	4	5	1	19	19	20	6	6	11	20	39	0	0
Home Garden	767	100	66	48	93	460	288	264	35	34	146	76	89	145	42	415	55	49	663	0	0
Home Orchards	266	100	55	27	32	52	142	86	12	6	20	61	67	75	16	47	38	38	190	0	0
Ornamentals	1057	433	188	95	101	240	495	388	47	47	80	185	144	232	86	410	114	126	817	0	0
Ornamentals (large)	31	22	1	1	0	7	14	12	3	2	0	12	7	4	0	8	6	3	22	0	0
Roadside Turf	39	22	5	8	4	0	14	20	0	4	1	15	8	9	2	5	9	12	18	0	0
Small Grain	154	54	26	20	18	36	83	47	9	10	5	15	30	33	14	62	11	17	126	0	0
Soybeans/Peanuts	16	1	4	3	4	4	9	5	0	2	0	5	7	4	0	0	3	3	10	0	0
Speciality Turf	226	89	41	24	34	38	99	103	11	6	7	22	89	76	13	26	15	47	164	0	0
Temporary Grazing	59	20	11	5	4	19	31	15	3	6	4	17	17	20	3	2	17	8	34	0	0
Tobacco	3	1	0	2	0	0	1	2	0	0	0	0	3	0	0	0	0	1	2	0	0
Tobacco Bed	0	0	0	0	0	0	0	0	0	0	0	0	0	0	0	0	0	0	0	0	0
Tomato (Costal)	22	4	2	1	2	13	3	11	2	1	5	1	2	8	1	10	1	2	19	0	0
Tomato (Piedmont)	0	0	0	0	0	0	0	0	0	0	0	0	0	0	0	0	0	0	0	0	0
Trees	10	6	3	0	0	1	6	4	0	0	0	5	2	3	0	0	2	3	5	0	0
Truck Crops	634	39	27	8	95	465	235	320	31	27	21	68	223	180	66	97	43	120	471	0	0
Wildlife	1434	726	314	156	142	96	682	610	58	56	28	374	415	467	88	90	178	179	1077	0	0
Total	13555	5006	2921	1325	1451	2852	5894	5782	642	606	631	1786	3312	4564	1170	2723	1162	2028	10365	0	0

Table 7. Samples Analyzed According to Zn, Mn, and B Levels by Crop Group and Soil Type.

		COSTAL PLAINS							
		Zn(lbs/A)		Mn (lbs/A)		B (lbs/A)			
Crop	Total	<1.6	>=1.6	<6.0	>=6.0	0-0.1	0.1-0.5	0.5-1.0	>=1.0
		I	S	I	S				
Az/Rhod/Cam	55	2	53	1	54	4	32	13	6
Az/Rhod/Cam (large)	4	0	4	0	4	0	3	1	0
Canola	3	0	3	0	3	2	1	0	0
Corn/Sorghum	2696	86	2610	19	2677	497	1751	400	48
Cotton	3028	87	2941	21	3007	518	1985	457	68
Crop Rotations	198	6	192	1	197	30	158	9	1
Diagnostic	83	9	74	8	75	11	41	20	11
Forage Legumes	72	16	56	11	61	32	33	7	0
Forages	694	48	646	36	658	192	435	57	10
Fruits/Nuts	92	13	79	4	88	19	48	21	4
General Turf	1516	47	1469	57	1459	210	1003	226	77
General Turf (large)	13	3	10	3	10	3	9	1	0
Home Garden	516	28	488	25	491	85	234	104	93
Home Orchards	166	25	141	12	154	31	93	22	20
Ornamentals	360	27	333	17	343	55	212	60	33
Ornamentals (large)	128	6	122	6	122	11	32	34	51
Roadside Turf	0	0	0	0	0	0	0	0	0
Small Grain	356	9	347	0	356	56	249	48	3
Soybeans/Peanuts	543	34	509	5	538	127	316	77	23

Speciality Turf	44	1	43	1	43	5	21	17	1
Temporary Grazing	48	11	37	1	47	25	20	3	0
Tobacco	23	3	20	0	23	1	19	3	0
Tobacco Bed	10	3	7	0	10	0	9	1	0
Tomato (Costal)	18	1	17	0	18	0	15	2	1
Tomato (Piedmont)	0	0	0	0	0	0	0	0	0
Trees	3	0	3	1	2	0	3	0	0
Truck Crops	332	3	329	5	327	96	181	44	11
Wildlife	459	140	319	33	426	158	238	57	6
Total	11460	608	10852	267	11193	2168	7141	1684	467

LOWER COSTAL PLAINS

Crop	Total	Zn(lbs/A)		Mn (lbs/A)		B (lbs/A)			
		<1.6 I	>=1.6 S	<6.0 I	>=6.0 S	0-0.1	0.1-0.5	0.5-1.0	>=1.0
Az/Rhod/Cam	247	17	230	33	214	2	75	64	106
Az/Rhod/Cam (large)	33	1	32	0	33	1	4	14	14
Canola	0	0	0	0	0	0	0	0	0
Corn/Sorghum	1535	115	1420	113	1422	223	996	254	62
Cotton	2072	74	1998	70	2002	309	1462	285	16
Crop Rotations	36	6	30	1	35	1	21	13	1
Diagnostic	95	22	73	23	72	13	37	28	17
Forage Legumes	137	18	119	16	121	26	69	29	13
Forages	597	90	507	62	535	84	381	110	22
Fruits/Nuts	99	10	89	27	72	16	57	17	9
General Turf	4139	380	3759	435	3704	131	1225	1544	1239
General Turf (large)	295	28	267	31	264	37	154	67	37
Home Garden	875	59	816	70	805	54	260	179	382
Home Orchards	349	19	330	19	330	20	142	97	90
Ornamentals	1381	109	1272	138	1243	34	401	402	544
Ornamentals (large)	186	11	175	17	169	9	64	50	63
Roadside Turf	77	23	54	20	57	13	41	14	9
Small Grain	182	43	139	33	149	44	77	41	20
Soybeans/Peanuts	374	28	346	22	352	83	257	29	5
Speciality Turf	128	6	122	18	110	1	63	26	38
Temporary Grazing	59	11	48	11	48	27	24	7	1
Tobacco	6	0	6	1	5	0	5	1	0
Tobacco Bed	1	0	1	0	1	0	1	0	0
Tomato (Costal)	56	3	53	9	47	1	24	11	20
Tomato (Piedmont)	0	0	0	0	0	0	0	0	0
Trees	2	0	2	0	2	0	1	0	1
Truck Crops	247	17	230	33	214	33	101	38	75
Wildlife	1779	465	1314	271	1508	399	926	356	98
Total	14987	1555	13432	1473	13514	1561	6868	3676	2882

PIEDMONT

Crop	Total	Zn(lbs/A)		Mn (lbs/A)		B (lbs/A)			
		<1.6 I	>=1.6 S	<6.0 I	>=6.0 S	0-0.1	0.1-0.5	0.5-1.0	>=1.0
Az/Rhod/Cam	134	3	131	0	134	3	36	54	41
Az/Rhod/Cam (large)	0	0	0	0	0	0	0	0	0
Canola	0	0	0	0	0	0	0	0	0
Corn/Sorghum	541	24	517	2	539	53	320	154	14
Cotton	432	9	423	0	432	24	287	108	13
Crop Rotations	41	2	39	0	41	1	26	13	1
Diagnostic	30	1	29	1	29	3	6	3	18
Forage Legumes	294	22	272	3	291	19	116	108	51
Forages	2863	183	2680	33	2830	129	1464	982	288
Fruits/Nuts	230	18	212	0	230	11	125	63	31

General Turf	2929	200	2729	36	2893	97	1443	1057	332
General Turf (large)	100	7	93	0	100	0	58	24	18
Home Garden	1282	41	1241	3	1279	34	327	357	564
Home Orchards	401	27	374	2	399	14	184	116	87
Ornamentals	1079	48	1031	15	1064	28	298	376	377
Ornamentals (large)	51	12	39	9	42	9	13	23	6
Roadside Turf	38	11	27	3	35	6	17	10	5
Small Grain	192	8	184	0	192	15	110	55	12
Soybeans/Peanuts	46	11	35	0	46	2	25	14	5
Speciality Turf	253	21	232	2	251	7	122	113	11
Temporary Grazing	209	19	190	0	209	15	73	95	26
Tobacco	0	0	0	0	0	0	0	0	0
Tobacco Bed	0	0	0	0	0	0	0	0	0
Tomato (Costal)	64	0	64	0	64	0	13	18	33
Tomato (Piedmont)	0	0	0	0	0	0	0	0	0
Trees	14	0	14	0	14	4	8	2	0
Truck Crops	231	5	226	0	231	10	67	84	70
Wildlife	1608	484	1124	22	1586	92	1007	369	140
Total	13062	1156	11906	131	12931	576	6145	4198	2143

SANDHILL

Crop	Total	Zn(lbs/A)		Mn (lbs/A)		B (lbs/A)			
		<1.6	>=1.6	<6.0	>=6.0	0-0.1	0.1-0.5	0.5-1.0	>=1.0
		I	S	I	S				
Az/Rhod/Cam	127	5	122	6	121	9	42	43	33
Az/Rhod/Cam (large)	0	0	0	0	0	0	0	0	0
Canola	0	0	0	0	0	0	0	0	0
Corn/Sorghum	444	26	418	20	424	74	286	61	23
Cotton	493	112	381	104	389	60	273	140	20
Crop Rotations	233	20	213	21	212	34	129	63	7
Diagnostic	86	8	78	1	85	8	43	20	15
Forage Legumes	117	10	107	4	113	34	45	25	13
Forages	1194	197	997	91	1103	469	589	106	30
Fruits/Nuts	133	1	132	6	127	34	80	17	2
General Turf	5940	324	5616	379	5561	744	3234	1535	427
General Turf (large)	70	8	62	4	66	9	49	10	2
Home Garden	767	36	731	22	745	88	248	148	283
Home Orchards	266	28	238	25	241	75	107	55	29
Ornamentals	1057	131	926	145	912	157	403	278	219
Ornamentals (large)	31	7	24	8	23	8	13	5	5
Roadside Turf	39	13	26	9	30	18	6	15	0
Small Grain	154	43	111	43	111	19	93	38	4
Soybeans/Peanuts	16	0	16	0	16	6	8	0	2
Speciality Turf	226	20	206	10	216	19	124	74	9
Temporary Grazing	59	9	50	4	55	19	33	7	0
Tobacco	3	0	3	0	3	0	3	0	0
Tobacco Bed	0	0	0	0	0	0	0	0	0
Tomato (Costal)	22	0	22	0	22	0	11	3	8
Tomato (Piedmont)	0	0	0	0	0	0	0	0	0
Trees	10	4	6	2	8	6	4	0	0
Truck Crops	634	22	612	16	618	120	380	100	34
Wildlife	1434	358	1076	67	1367	328	882	186	38
Total	13555	1382	12173	987	12568	2338	7085	2929	1203

Table 8. Samples Analyzed for sulfate sulfur.

Top Soils Samples S(lbs/A)			Sub Soil Samples S(lbs/A)		
<20	>=20	Total	<40	>=40	Total

59	131	190	0	0	0
(31.05%)	(68.95%)		(.%)	(.%)	

Table 9. Total Samples Calculated According to Cation Exchange Capacity (CEC) Values by Soil Type.

CEC (meq/100g)			
	0-2	2-5	>5
COSTAL PLAINS	45	3777	3514
LOWER COSTAL PLAINS	48	3106	7707
PIEDMONT	25	1590	7738
SANDHILL	196	4218	5887

Table 10. Total Samples Calculated According to Percent Base Saturation Values by Soil Type.

	% Base Saturation		
	<33%	34-65%	>66%
COSTAL PLAINS	398	3576	3333
LOWER COSTAL PLAINS	761	4229	5810
PIEDMONT	428	4102	4780
SANDHILL	843	4294	5108

Table 11. Total Analyses

Analysis	Total
Standard Soil Test	45706
Organic Matter	2538
Nitrate Nitrogen	1097
Soluble Salts	395
Extractable Sulfate Sulfur	190
pH Only	99
Pond Bottom	58
Shrimp Pond	0
Soilless Mixes	27
Bulk Density	20

Table 12. Table 12. Total per Crop Analyzed for County and Account Samples.

CropName	Num Samples
Agronomic Crops	
050 - Alfalfa	41
005 - Annual Legume/Sum Grass	98
006 - Annual Legume/Win Grass	135
007 - Annual Legumes	61
033 - Bahiagrass Pasture	335
036 - Bermuda/Bahiagrass-Hay	1048
034 - Bermudagrass Pasture	1174
035 - Bermudagrass, Estab.	101
104 - Canola	0
010 - Common Lespedeza	5
023 - Corn for Silage	189
021 - Corn in Rotation	32
C100 - Corn, Grain - 100 bu/A	494
C105 - Corn, Grain - 105 bu/A	0
C110 - Corn, Grain - 110 bu/A	33
C115 - Corn, Grain - 115 bu/A	0
C120 - Corn, Grain - 120 bu/A	799
C125 - Corn, Grain - 125 bu/A	0
C130 - Corn, Grain - 130 bu/A	46
C135 - Corn, Grain - 135 bu/A	0
C140 - Corn, Grain - 140 bu/A	188
C145 - Corn, Grain - 145 bu/A	8
C150 - Corn, Grain - 150 bu/A	1479
C155 - Corn, Grain - 155 bu/A	0
C160 - Corn, Grain - 160 bu/A	107

C165 - Corn, Grain - 165 bu/A	0
C170 - Corn, Grain - 170 bu/A	10
C175 - Corn, Grain - 175 bu/A	3
C180 - Corn, Grain - 180 bu/A	28
C185 - Corn, Grain - 185 bu/A	0
C190 - Corn, Grain - 190 bu/A	17
C195 - Corn, Grain - 195 bu/A	0
C200 - Corn, Grain - 200 bu/A	119
C205 - Corn, Grain - 205 bu/A	0
C210 - Corn, Grain - 210 bu/A	4
C215 - Corn, Grain - 215 bu/A	0
C220 - Corn, Grain - 220 bu/A	46
C225 - Corn, Grain - 225 bu/A	0
C230 - Corn, Grain - 230 bu/A	41
C235 - Corn, Grain - 235 bu/A	0
C240 - Corn, Grain - 240 bu/A	0
C245 - Corn, Grain - 245 bu/A	0
C250 - Corn, Grain - 250 bu/A	174
C255 - Corn, Grain - 255 bu/A	0
C260 - Corn, Grain - 260 bu/A	0
C265 - Corn, Grain - 265 bu/A	0
C270 - Corn, Grain - 270 bu/A	0
C275 - Corn, Grain - 275 bu/A	0
C280 - Corn, Grain - 280 bu/A	0
C285 - Corn, Grain - 285 bu/A	0
C290 - Corn, Grain - 290 bu/A	0
C295 - Corn, Grain - 295 bu/A	0
C300 - Corn, Grain - 300 bu/A	0
C80 - Corn, Grain - 80 bu/A	149
C85 - Corn, Grain - 85 bu/A	0
C90 - Corn, Grain - 90 bu/A	16
C95 - Corn, Grain - 95 bu/A	0
001 - Cotton - Dryland	2510
002 - Cotton - Irrigated	724
C1100 - Cotton 1100 lbs/A	0
C1200 - Cotton 1200 lbs/A	0
C1300 - Cotton 1300 lbs/A	0
C1400 - Cotton 1400 lbs/A	0
C1500 - Cotton 1500 lbs/A	0
C1600 - Cotton 1600 lbs/A	0
C1700 - Cotton 1700 lbs/A	0
C1800 - Cotton 1800 lbs/A	0
C1900 - Cotton 1900 lbs/A	0
C2000 - Cotton 2000 lbs/A	0
C600 - Cotton 600 lbs/A	0
C700 - Cotton 700 lbs/A	0
C800 - Cotton 800 lbs/A	0
C900 - Cotton 900 lbs/A	0
049 - Fescue Hay	0
031 - Fescue,CoolSeasonPasture	1528
025 - Grain Sorghum	47
037 - Grass-Clover Pasture	40
032 - Orchardgrass	40
008 - Peanuts	287
P1000 - Peanuts 1000 lbs/A	0
P1500 - Peanuts 1500 lbs/A	0
P2000 - Peanuts 2000 lbs/A	0
P2500 - Peanuts 2500 lbs/A	0
P3000 - Peanuts 3000 lbs/A	0
P3500 - Peanuts 3500 lbs/A	0
P4000 - Peanuts 4000 lbs/A	0
P4500 - Peanuts 4500 lbs/A	0

P5000 - Peanuts 5000 lbs/A	0
P5500 - Peanuts 5500 lbs/A	0
P6000 - Peanuts 6000 lbs/A	0
009 - Perennial Peanuts	2
012 - Rice, Upland Irrigated	16
011 - Sericea Lespedeza	10
003 - Sesame	2
029 - Small Grain	1766
030 - Small Grain in Rotation	204
097 - Small Grain Silage	24
024 - Sorghum for Silage	7
S100 - Soybeans 100 bu/A	0
S15 - Soybeans 15 bu/A	0
S20 - Soybeans 20 bu/A	0
S25 - Soybeans 25 bu/A	0
S30 - Soybeans 30 bu/A	175
S35 - Soybeans 35 bu/A	0
S40 - Soybeans 40 bu/A	0
S45 - Soybeans 45 bu/A	0
S50 - Soybeans 50 bu/A	328
S55 - Soybeans 55 bu/A	5
S60 - Soybeans 60 bu/A	95
S65 - Soybeans 65 bu/A	0
S70 - Soybeans 70 bu/A	1
S75 - Soybeans 75 bu/A	1
S80 - Soybeans 80 bu/A	33
S85 - Soybeans 85 bu/A	0
S90 - Soybeans 90 bu/A	0
S95 - Soybeans 95 bu/A	0
019 - Soybeans/Sorghum-Silage	18
027 - Sugarcane	4
028 - Sunflowers	115
026 - Sweet Sorghum	10
039 - Temp Annual Graze-Sum	58
038 - Temp Annual Graze-Winter	158
099 - Tobacco	20
T1500 - Tobacco 1500 lbs/A	0
T2000 - Tobacco 2000 lbs/A	0
T2500 - Tobacco 2500 lbs/A	0
T3000 - Tobacco 3000 lbs/A	0
T3500 - Tobacco 3500 lbs/A	0
T4000 - Tobacco 4000 lbs/A	0
098 - Tobacco Bed	10
Truck Crops	
051 - Asparagus, Establishment	4
066 - Asparagus, Maintenance	15
060 - Beets	32
061 - Broccoli	7
120 - Brussel Sprouts	0
062 - Cabbage	12
052 - Cantaloupes (bareground)	20
132 - Cantaloupes (plasticulture)	3
063 - Carrots	3
079 - Cauliflower	1
064 - Collards	120
053 - Cucumbers (bareground)	120
133 - Cucumbers (plasticulture)	5
065 - Eggplant (bareground)	0
134 - Eggplant (plasticulture)	9
126 - English Pea	6
067 - Green Onions	17
072 - Greens	60

095 - Irish Potatoes (clay)	9
122 - Leek	14
054 - Lettuce	5
055 - Lima Beans	2
121 - Mustard	29
056 - Okra	26
068 - Onions	6
127 - Parsley	47
125 - Parsnip	0
069 - Pepper (bareground)	17
131 - Pepper (plasticulture)	8
070 - Pole Beans	8
014 - Pumpkins	22
130 - Radish	3
124 - Rutabaga	2
057 - Snapbeans	9
073 - Southern Peas	26
071 - Spinach	9
058 - Squash (winter)	4
129 - Summer Squash	34
075 - Sweet Corn	77
076 - Sweet Potatoes	5
078 - Tomato (bareground)	86
128 - Tomatoes (plasticulture)	39
123 - Turnips	36
059 - Watermelons	140
Fruit and Nut Crops	
080 - Apples	140
082 - Blueberries(acre)	82
084 - Grapes(Bunch/Muscadine)	64
013 - Kiwi	0
085 - Nectarines	0
086 - Peaches	242
081 - Pears	6
088 - Pecans	97
087 - Plums	6
074 - Strawberries(acre)	69
Golf Course, and Other Turf Crops	
040 - Athletic Fields	384
042 - Bentgrass Golf Green(acre)	31
111 - Bentgrass Golf Green(sq ft)	2
043 - BermudaGolfGrn/Tee(acre)	160
106 - Carpetgrass(acre-clay)	9
107 - Centipedegrass(acre-clay)	58
112 - CoolSeasonGrsmaint(acre)	9
041 - Golf Fairway	9
045 - Roadside Turf Estab.	117
046 - Roadside Turf Maint.	7
105 - StAugustineGrsmaint	22
113 - Turf Establishment(acre)	17
114 - WarmSeasonGrsmaint(acre)	163
Nurseries	
108 - Annual Flowers/Roses(acre)	50
109 - Azalea,Rhod,Camellia(acre)	29
110 - Perennial Flowers(acre)	150
117 - Shrubs(acre)	67
Wildlife	
140 - DoveField,Corn/Sorghum	460
141 - DoveField,Sunflower	124
142 - Fall Deer, Alfalfa	30
143 - Fall Deer, ForageChicory	30
144 - FallDeerMix, Brassicas	235

147 - FallDeerMix, Legumes	235
145 - FallDeerMix,AnnualGrs	568
146 - FallDeerMix,Grs/Clover	317
103 - Grass/Legume-Wildlife	261
101 - Grasses for Wildlife	242
102 - Legumes for Wildlife	414
Trees	
092 - Christmas Trees	25
Homeowner	
017 - Annual Flowers/Roses(sq ft)	25
205 - Apple Trees	65
096 - Azalea,Rhod,Camellia(sq ft)	353
118 - BermudaGolfGrn/Tee(sq ft)	134
202 - Blackberries	50
203 - Blueberries(sq ft)	225
093 - Carpetgrass(sq ft)	18
094 - Centipedegrass(sq ft)	18
044 - CoolSeasonGrsMaint(sq ft)	1298
206 - Fig Trees	26
204 - Grapes	26
090 - Home Garden (Inorganic)	3614
091 - Home Garden (Organic)	3614
018 - Ornamental/Shade Trees	3614
212 - Palm Trees	64
208 - Peach Trees	84
207 - Pear Trees	31
210 - Pecan Trees	130
016 - Perennial Flowers(sq ft)	480
211 - Pine Trees	404
209 - Plum Trees	18
015 - Shrubs(sq ft)	728
119 - St. Augustinegrass(sq ft)	728
201 - Strawberries(sq ft)	34
047 - Turf Establishment(sq ft)	34
048 - WarmSeasonGrsMaint(sq ft)	5743

This document was generated on 1/6/2020 1:39:25 PM.